

CITY OF LOS ANGELES

CALIFORNIA



ERIC GARCETTI
MAYOR

BOARD OF PUBLIC WORKS MEMBERS

—
KEVIN JAMES
PRESIDENT

MONICA RODRIGUEZ
VICE PRESIDENT

MATT SZABO
PRESIDENT PRO TEMPORE

MICHAEL R. DAVIS
COMMISSIONER

BARBARA ROMERO
COMMISSIONER

BUREAU OF SANITATION

—
ENRIQUE C. ZALDIVAR
DIRECTOR

TRACI J. MINAMIDE
CHIEF OPERATING OFFICER

VAROUJ S. ABKIAN
ADEL H. HAGEKHALIL
ALEXANDER E. HELOU
ASSISTANT DIRECTORS

—
LISA B. MOWERY
CHIEF FINANCIAL OFFICER

1149 SOUTH BROADWAY, 9TH FLOOR
LOS ANGELES, CA 90015
TEL: (213) 485-2210
FAX: (213) 485-2979
WWW.LACITYSAN.ORG

February 10, 2015

Lauren Fondahl
Biosolids Coordinator
U.S. EPA- Region IX (W-5-2)
75 Hawthorne Street
San Francisco, CA 94105

CITY OF LOS ANGELES' TERMINAL ISLAND WATER RECLAMATION PLANT 2014 BIOSOLIDS ANNUAL REPORT

Dear Ms. Fondahl:

On behalf of the City of Los Angeles, Bureau of Sanitation, I am sending the enclosed 2014 Biosolids Annual Report for Terminal Island Water Reclamation Plant. This satisfies the generator reporting requirements in accordance with the U.S. EPA 40 CFR Part 503 Sewage Sludge Regulations. If you have any questions, please contact Adonis Ogbeni of my staff at (310) 732-4717.

Sincerely,

Mark A. Starr
Plant Manager
Terminal Island Water Reclamation Plant

zero waste • one water

AN EQUAL EMPLOYMENT OPPORTUNITY - AFFIRMATIVE ACTION EMPLOYER

Recyclable and made from recycled waste



2014 ANNUAL REPORT
FOR
THE CITY OF LOS ANGELES TERMINAL ISLAND
WATER RECLAMATION PLANT
IN COMPLIANCE WITH USEPA 40 CFR PART 503 SEWAGE SLUDGE
REGULATIONS REPORTING REQUIREMENT

SUBMITTED TO

Lauren Fondahl, Biosolids Coordinator
U.S. Environmental Protection Agency
Region 9

February 2014

PROGRAM STAFF

Mark A. Starr, Plant Manager

PREPARED BY

Bureau of Sanitation
Department of Public Works
City of Los Angeles

TABLE OF CONTENTS

SECTION 1 -	Background Information <ul style="list-style-type: none">· Beneficial Uses of Biosolids
SECTION 2 -	Preparer (distributed to land applier) <ul style="list-style-type: none">· Information Provided to Others· Pollutant Concentrations· Certification Statement, Pathogens and Vector Attraction Reduction
APPENDIX A -	Facility Information for Preparer
APPENDIX B -	Analytical Test Results of Metal Concentrations for Preparer
APPENDIX C -	Pathogens and Vector Attraction Reduction Description and Certification Statements.
APPENDIX D -	Operational Compliance: Temperature, Volatile Acid Reduction and Detention Time.
APPENDIX E -	Facility Information for State of Arizona

SECTION 1 BACKGROUND INFORMATION

The City of Los Angeles, Department of Public Works, and Bureau of Sanitation operates four wastewater facilities (Hyperion Treatment Plant and Terminal Island, Donald C. Tillman and Los Angeles Glendale Water Reclamation Plants) within a 600 square mile service area that includes four million people and 29 contracting cities and agencies. The Hyperion Treatment Plant (HTP) receives and processes flow from its service area and the two water reclamation plants while the Terminal Island Water Reclamation Plant (TIWRP) processes flow from its independent service area.

TIWRP processed an average of 15.2 Million gallons per day of wastewater and produced a total of 20.8 dry metric tons of Exceptional Quality (EQ) Class A biosolids in 2014. The entire 20.8 dry metric tons of biosolids were beneficially used for composting at the Nursery Products facility in Helendale, California.

Additionally, an average of 123,492 gallons of digested sludge per day was injected into the ground for decomposition and renewable energy under the Terminal Island Renewable Energy Project (TIRE). Average Total Solids percentage of digested sludge and total annual flow injected for deep well injection at the TIRE site was 1.6 % and 45,074,587 gallons, respectively. This represents a total of about 3,936.6 annual dry metric tons.

From the Hyperion Treatment Plant, 6189.6 dry metric tons of biosolids was transported to and injected at the TIRE site.

A subsequent Class V draft permit was issued to the City of Los Angeles by the United States Environmental Protection Agency (USEPA) for a five-year testing period for the TIRE project. Thus, the City of Los Angeles must comply with the standards of the US-EPA in Section 40 CFR, Part 503 Sewage Sludge Regulations. The following are the reports requirements:

Preparer to Others:

General Information was provided to land applier, and composter as stated in Section 503.12(d), (f) and (g).

Preparer to USEPA Region 9:

The Terminal Island Water Reclamation Plant is required to report the information in Section 503.18 for preparer of biosolids. The information includes the submittal of information in section 503.17(a) (4) (i) (A) through (D) from January 2014 through December 2014.

Beneficial Uses of Biosolids

In 2014, 20.8 dry metric tons of Exceptional quality (EQ) biosolids were beneficially used for composting at Nursery Products in Helendale, California Facility information for preparer, land applier and composter is provided in Appendix A.

APPENDIX A
Facility Information for Preparer, and Land Applier

BIOSOLIDS PREPARER FACILITY INFORMATION

TERMINAL ISLAND WATER RECLAMATION PLANT - PREPARER OF BIOSOLIDS:

City of Los Angeles
Department of Public Works
Bureau of Sanitation
Terminal Island Water Reclamation Plant

Mark A. Starr, Plant Manager
445 Ferry Street
San Pedro, CA 90731

NPDES Number: CA0053856

BIOSOLIDS COMPOSTING AND LAND APPLIER FACILITY INFORMATION

COMPOSTING IN CALIFORNIA

NURSERY PRODUCTS
14479 Cougar Road,
Helendale, CA 93242
Telephone: (760) 272-1224

COMPOSTING IN ARIZONA

SOLID SOLUTION, LLC
COMPOST FACILITY,
41326 McVAY RD.
VICKSBURG, AR 85348
LORRI LODER
Telephone: (909) 322-0388

Deep Well Injector

GEOENVIRONMENT- TECHNOLOGIES LLC (TERRALOG TECHNOLOGIES USA INC).
Michael S. Bruno
103 E Lemon Ave, Suite 200
Monrovia, California 91016
Telephone: (626) 306-8460

APPENDIX B
Analytical Test Results of Metal Concentrations for Preparer

Table 1. BENEFICIAL USE ASSESSMENT OF BIOSOLIDS AT HYPERION TREATMENT PLANT

Sampling Date	pH	%TS	Arsenic (As)	Cadmium (Cd)	Chromium (Cr)	Copper (Cu)	Molybdenum (Mo)	Lead (Pb)	Mercury (Hg)	Nickel (Ni)	Selenium (Se)	Zinc (Zn)
mg/kg dry weight												
Nov-14	8.3	28.0	ND	4.75	41.4	864	15.3	12.5	1.71	35.6	ND	1,060
Oct-14	8.6	27.1	ND	8.12	47.6	893	26.8	24.4	1.44	35.4	3.76	1,050
Sep-14	8.1	33.2	ND	8.19	39.8	741	20.3	19.4	1.05	30.7	2.77	907
Aug-14	8.2	26.6	ND	9.32	55.3	868	25.0	22.4	1.62	33.3	3.46	1,110
Jul-14	8.4	27.3	1.06	10.3	44.0	802	18.5	27.0	1.72	37.0	ND	1,110
Jun-14	8.4	25.8	1.74	11.4	52.3	899	20.3	28.7	1.63	35.5	ND	1,310
May-14	8.5	27.4	ND	11.0	52.6	880	19.1	26.6	1.58	38.0	ND	1,380
Apr-14	8.2	28.6	ND	10.2	47.9	748	18.1	23.9	2.01	36.4	ND	1,230
Mar-14	8.4	29.2	ND	8.60	51.7	791	18.9	28.2	1.35	41.1	ND	1,360
Feb-14	8.5	28.1	ND	10.6	56.2	811	15.9	36.3	1.27	44.5	ND	1,410
Jan-14	8.2	28.7	ND	10.6	53.3	801	16.7	46.0	1.39	36.6	ND	1,330
Dec-13	8.4	27.7	1.30	10.2	53.8	895	17.9	22.0	1.52	36.0	ND	1,360
Average	8.4	28.1	0.342	9.44	49.7	833	19.4	26.4	1.52	36.7	0.833	1,220
Maximum	8.6	33.2	1.74	11.4	56.2	899	26.8	46.0	2.01	44.5	3.76	1,410
Minimum	8.1	25.8	ND	4.75	39.8	741	15.3	12.5	1.05	30.7	ND	907
Ceiling Conc.*			75	85	***	4300	75	840	57	420	100	7500
Pollutant Conc.**			41	39	***	1500	***	300	17	420	100	2800

Generated by JWHOANG at 12/16/2014 09:53:34 AM using the Production Database and WISARD V2.0
WISARD - Biosolids Management - HTP TTP Biosolids

* Ceiling concentration in Table 1 of EPA Part 503 Sludge Regulation.
** Pollutant concentration in Table 3 of EPA Part 503 Sludge Regulation
*** Limit was deleted according to Federal Register Vol. 60, No. 206 of Oct. 25, 1995

Table 2. HTP BIOSOLIDS - NUTRIENTS AND MISC. METALS - EVALUATION FOR LOADING PURPOSES

Sampling Date	%TS	Aluminum (Al)	Calcium (Ca)	Iron (Fe)	Potassium (K)	Magnesium (Mg)	Nitrate-N (NO3-N)	Phosphorus (Tot-P)	Sodium (Na)	Ammonia-N (NH3-N)	Organic-N (Org-N)
Nov-14	28.0	4,400	42,500	39,300	1,080	7,000	10.7	28,600	1,350	7,680	41,100
Oct-14	27.1	4,300	40,600	44,600	1,310	7,120	18.5	31,800	1,340	8,410	39,900
Sep-14	33.2	3,700	34,600	37,300	1,340	5,930	6.02	23,000	1,170	6,900	32,200
Aug-14	26.6	4,500	37,600	49,600	1,710	6,390	22.6	28,100	1,560	7,260	46,600
Jul-14	27.3	4,000	36,100	45,100	1,320	5,860	14.7	28,200	1,220	8,530	48,400
Jun-14	25.8	4,400	41,500	45,000	1,450	6,670	11.6	25,600	1,500	8,640	40,300
May-14	27.4	5,100	42,300	43,800	1,750	6,820	7.30	25,200	1,530	8,250	39,400
Apr-14	28.6	4,600	36,700	42,300	1,170	5,700	17.5	26,700	1,070	8,040	45,100
Mar-14	29.2	5,000	40,400	40,800	1,490	6,230	27.4	25,300	1,170	7,120	42,500
Feb-14	28.1	4,800	40,900	42,700	1,280	6,410	17.8	26,300	1,210	8,330	36,300
Jan-14	28.7	4,500	40,400	38,000	1,620	6,410	20.9	27,200	1,190	9,480	34,300
Dec-13	27.7	5,200	41,900	43,700	1,350	6,390	57.8	27,200	1,210	7,580	37,900
Average	28.1	4,540	39,600	42,700	1,410	6,410	19.4	26,900	1,290	8,020	40,300
Maximum	33.2	5,200	42,500	49,600	1,750	7,120	57.8	31,800	1,560	9,480	48,400
Minimum	25.8	3,700	34,600	37,300	1,080	5,700	6.02	23,000	1,070	6,900	32,200

Table 4. TIWRP BIOSOLIDS - NUTRIENTS AND MISC. METALS - EVALUATION FOR LOADING PURPOSES

Sampling Date	%TS	Aluminum (Al)	Calcium (Ca)	Iron (Fe)	Potassium (K)	Magnesium (Mg)	Nitrate-N (NO3-N)	Phosphorus (Tot-P)	Sodium (Na)	Ammonia-N (NH3-N)	Organic-N (Org-N)
Nov-14	1.8	3,700	27,700	35,400	ND	12,400	ND	30,700	45,900	53,500	30,700
Oct-14	1.8	2,900	28,600	40,600	9,460	11,100	ND	32,000	41,500	28,200	51,700
Sep-14	1.5	4,100	31,600	45,900	10,700	13,700	ND	26,600	51,000	52,900	41,100
Aug-14	NS	NS	NS	NS	NS	NS	NS	NS	NS	NS	NS
Jul-14	1.6	3,200	25,400	46,400	9,110	11,000	ND	17,000	46,100	54,000	11,100
Jun-14	NS	NS	NS	NS	NS	NS	NS	NS	NS	NS	NS
May-14	1.5	4,100	25,900	42,700	11,100	12,600	ND	25,800	50,900	51,300	27,200
Apr-14	1.5	3,800	25,200	41,700	10,900	11,400	ND	19,600	50,200	61,300	29,900
Mar-14	1.5	3,200	25,500	37,900	10,200	10,100	ND	26,100	50,100	58,200	20,700
Feb-14	NS	NS	NS	NS	NS	NS	NS	NS	NS	NS	NS
Jan-14	1.6	3,300	22,900	33,200	9,680	11,000	ND	26,100	46,700	56,500	21,200
Dec-13	NS	NS	NS	NS	NS	NS	NS	NS	NS	NS	NS
Average	1.6	3,500	26,600	40,500	8,900	11,600	ND	25,500	47,800	52,000	29,200
Maximum	1.8	4,100	31,600	46,400	11,100	13,700	ND	32,000	51,000	61,300	51,700
Minimum	1.5	2,900	22,900	33,200	ND	10,100	ND	17,000	41,500	28,200	11,100

Generated by JVHOANG at 12/16/2014 09:53:34 AM using the Production Database and WISARD V2.0
WISARD - Biosolids Management - HTP T1TP Biosolids

NS No Sampling Required

Table 5. CONCENTRATIONS OF DIOXIN AND PCBs IN HTP AND TIWRP BIOSOLIDS

Sampling Date	Dioxin 2,3,7,8-TCDD (ppb ng/g wet wt.)	PCBs**								Total PCBs*** ppm (mg/kg wet wt.)
		AR 1016	AR 1221	AR 1232	AR 1242	AR 1248	AR 1254	AR 1260		
		ppm (mg/kg) wet weight								

HTP BIOSOLIDS										
Nov-14	<0.50000 *	<0.01700	<0.03000	<0.02100	<0.02400	<0.03800	<0.02600	<0.00130	<0.00130	ND
Oct-14	<0.00100 **	<0.01700	<0.03000	<0.02100	<0.02400	<0.03800	<0.02600	<0.00130	<0.00130	ND
Sep-14	<0.50000 *	<0.02000	<0.03000	<0.02000	<0.02000	<0.04000	<0.02000	<0.00400	<0.00400	ND
Aug-14	<0.50000 *	<0.02000	<0.03000	<0.02000	<0.02000	<0.04000	<0.02000	<0.00400	<0.00400	ND
Jul-14	<0.00100 **	<0.02000	<0.03000	<0.02000	<0.02000	<0.04000	<0.02000	<0.00400	<0.00400	ND
Jun-14	<0.50000 *	<0.00300	<0.01100	<0.00630	<0.00320	<0.00670	<0.00640	<0.00440	<0.00440	ND
May-14	<0.50000 *	<0.00300	<0.01100	<0.00630	<0.00320	<0.00670	<0.00640	<0.00440	<0.00440	ND
Apr-14	<0.00100 **	<0.00300	<0.01100	<0.00630	<0.00320	<0.00670	<0.00640	<0.00440	<0.00440	ND
Mar-14	<0.50000 *	<0.00126	<0.02100	<0.01600	<0.00987	<0.00787	<0.00741	<0.00349	<0.00349	ND
Feb-14	<0.50000 *	<0.00300	<0.01100	<0.00630	<0.00320	<0.00670	<0.00640	<0.00440	<0.00440	ND
Jan-14	<0.00100 **	<0.00300	<0.01100	<0.00630	<0.00320	<0.00670	<0.00640	<0.00440	<0.00440	ND
Dec-13	<0.50000 *	<0.00300	<0.01100	<0.00630	<0.00320	<0.00670	<0.00640	<0.00440	<0.00440	ND

TIWRP BIOSOLIDS / DIGESTED SLUDGE @, #										
Nov-14	<0.50000 *	<0.01700	<0.03000	<0.02100	<0.02400	<0.03800	<0.02600	<0.00130	<0.00130	ND
Oct-14	<0.00100 **	<0.01700	<0.03000	<0.02100	<0.02400	<0.03800	<0.02600	<0.00130	<0.00130	ND
Sep-14	<0.50000 *	<0.02000	<0.03000	<0.02000	<0.02000	<0.04000	<0.02000	<0.00400	<0.00400	ND
Aug-14	NS	NS	NS	NS	NS	NS	NS	NS	NS	NS
Jul-14	<0.00100 **	<0.02000	<0.03000	<0.02000	<0.02000	<0.04000	<0.02000	<0.00400	<0.00400	ND
Jun-14	NS	NS	NS	NS	NS	NS	NS	NS	NS	NS
May-14	<0.50000 *	<0.00300	<0.01100	<0.00630	<0.00320	<0.00670	<0.00640	<0.00440	<0.00440	ND
Apr-14	<0.00100 **	<0.00300	<0.01100	<0.00630	<0.00320	<0.00670	<0.00640	<0.00440	<0.00440	ND
Mar-14	<0.50000 *	<0.00126	<0.02100	<0.01600	<0.00987	<0.00787	<0.00741	<0.00349	<0.00349	ND
Feb-14	NS	NS	NS	NS	NS	NS	NS	NS	NS	NS
Jan-14	<0.00100 **	<0.00300	<0.01100	<0.00630	<0.00320	<0.00670	<0.00640	<0.00440	<0.00440	ND
Dec-13	NS	NS	NS	NS	NS	NS	NS	NS	NS	NS

Generated by JYHOANG at 12/16/2014 09:53:34 AM using the Production Database and WISARD V2.0
WISARD - Biosolids Management - HTP TITP Biosolids

* Low Resolution 2,3,7,8-TCDD analysis by method EPA 8280A.

** High resolution 2,3,7,8-TCDD analysis by method EPA 1613B.

*** Polychlorinated biphenyls (Arochlor)

Sum of AR 1016, AR 1221, AR 1232, AR 1242, AR 1248, AR 1254, AR 1260

ND Not Detected

NS No Sampling Required

@ Sampling frequency for TIWRP is 6 months/year. The sampling months are: Jan, Mar, May, Jul, Sep and Nov.

TIWRP changed from analyzing Biosolids to analyzing Digested Sludge in July 2010

Note: California Title 22 lists 10 ppb for Dioxin and 50 ppm for PCBs as the Total Threshold Limit Concentration (TTL) for hazardous waste

Table 6. HTP BIOSOLIDS - CLASS A COMPLIANCE MONITORING DATA

Sampling Date	% TS	FECAL COLIFORM		SALMONELLA, sp.		HELMINTH OVA		ENTERIC VIRUS		
		MPN/gram TS (dry wt)		MPN/4 grams TS (dry wt)		Viable Helminth Oval/4 grams TS (dry wt)		PFU/4 grams TS (dry wt)		
		Silo#/Farm	Silo#/Farm	Silo#/Farm	Silo#/Farm	Raw Sludge	Silo#/Farm	Raw Sludge	Silo#/Farm	
November 4, 2014	25.9	Silo #2	<6.9	Silo #2	<1.6	Silo #2	6.0	15.2	Silo #2	<0.5
October 7, 2014	26.4	Farm	<6.8	Farm	<1.6	Farm	9.4	13.2	Farm	<0.5
September 9, 2014	26.6	Silo #2	<6.8	Silo #2	<1.3	Silo #2	7.5	5.4	Silo #2	<0.5
August 5, 2014	26.7	Silo #2	<6.7	Silo #2	<1.6	Silo #2	11.7	28.9	Silo #2	<0.5
July 8, 2014	25.6	Farm	<7.8	Farm	<1.7	Farm	4.4	24.8	Farm	<0.5
June 3, 2014	25.4	Silo	<7.9	Silo	<1.7	Silo	4.7	14.7	Silo	<0.5
May 6, 2014	27.8	Silo #5	<7.2	Silo #5	<1.5	Silo #5	6.4	14.8	Silo #5	<0.5
April 8, 2014	27.8	Farm	<7.2	Farm	<1.5	Farm	6.9	21.6	Farm	<0.5
March 4, 2014	28.3	Silo #5	<7.1	Silo #5	<1.4	Silo #5	6.8	20.3	Silo #5	<0.5
February 4, 2014	27.8	Silo #5	14.4	Silo #5	<1.5	Silo #5	8.9	32.9	Silo #5	<0.4
January 13, 2014	25.3	Farm	<7.9	Farm	<1.5	Farm	5.2	23.5	Farm	<0.5
December 10, 2013	27	Silo #5	<7.4	Silo #5	<1.6	Silo #5	7.6	15.8	Silo #5	<0.5
Requirement**			<1000		<3					<1

* - EPA 40 CFR Part 503 Class A requirements
 NA - Data not yet available from Biovir.
 NS - No Sampling Required

Table 7. TIWRP BIOSOLIDS - CLASS A COMPLIANCE MONITORING DATA

Sampling Date	TOTAL SOLIDS		FECAL COLIFORM		SALMONELLA, sp.	
	%		MPN/gram TS (dry wt)		MPN/4 grams TS (dry wt)	
	Silo#/Farm	Silo#/Farm	Silo#/Farm	Silo#/Farm	Silo#/Farm	Silo#/Farm
Nov-14	TIWRP Digester Sludge	1.83	TIWRP Digester Sludge	<9.8	TIWRP Digester Sludge	<1.6
Oct-14	NS	NS	NS	NS	NS	NS
Sep-14	TIWRP Digester Sludge	1.61	TIWRP Digester Sludge	<11.2	TIWRP Digester Sludge	<2.0
Aug-14	NS	NS	NS	NS	NS	NS
Jul-14	TIWRP Digester Sludge	1.49	TIWRP Digester Sludge	13.4	TIWRP Digester Sludge	<2.1
June-14	NS	NS	NS	NS	NS	NS
May-14	TIWRP Digester Sludge	1.67	TIWRP Digester Sludge	<12.0	TIWRP Digester Sludge	<1.6
April-14	NS	NS	NS	NS	NS	NS
Mar-14	TIWRP Digester Sludge	1.42	TIWRP Digester Sludge	<14.1	TIWRP Digester Sludge	<2.3
Feb-14	NS	NS	NS	NS	NS	NS
Jan-14	TIWRP Digester Sludge	1.42	TIWRP Digester Sludge	<14.1	TIWRP Digester Sludge	<1.8
Dec-13	NS	NS	NS	NS	NS	NS
Requirement*				<1000		<3

* - EPA 40 CFR Part 503 Class A requirements
 NS - No Sampling Required
 @ - Sampling frequency for TIWRP is 6 months/year. The sampling months are: Jan, Mar, May, Jul, Sep and Nov.

APPENDIX C

Pathogen and Vector Attraction Reduction Description and Certification Statements

NOTICE AND NECESSARY INFORMATION (NANI)

This form is to assist compliance with the bulk sewage sludge (biosolids) notification requirements [503.12(f)]. Please note, however, that if the biosolids meet the Exceptional Quality (EQ) criteria, then the notification requirements do not apply. This form can be used by preparers of biosolids to transmit information to land appliers and also by land appliers to transmit information to landowners and leaseholders.

Facility: Terminal Island Wastewater Reclamation Plant, **Biosolids Type:** Class A
 City of L. A.

Monitoring Period: From JANUARY 1, 2014 **To** JANUARY 31, 2014

To be completed by PREPARERS of Biosolids

A. Please provide pollutant concentrations.

Constituent	Concentration	Pollutant Concentrations	Ceiling Concentrations*
	Dry Weight (mg/kg)	(Table 3, 40 CFR 503.13) Monthly Average (mg/kg)	(Table 1, 40 CFR 503.13) Daily Maximum (mg/kg)
Arsenic	ND	41	75
Cadmium	4.49	39	85
Chromium	ND	1200	3000
Copper	147	1500	4300
Lead	ND	300	840
Mercury	0.840	17	57
Molybdenum	19.9	N/A**	75
Nickel	ND	420	420
Selenium	37.2	100	100
Zinc	769	2800	7500
Org-N	21,200	N/A	N/A
Ammonia-N	56,500	N/A	N/A
Nitrate-N	ND	N/A	N/A
Percent Solids (aver.)	1.6	N/A	N/A

* Biosolids may not be land applied if any pollutant exceeds these values
 ** EPA has temporarily removed molybdenum limits from Table 3, Table 2 and Table 4

B. Pathogen Reduction (40 CFR 503.32) -- Please indicate level achieved.

 Class A Class B

Pathogen reduction alternative used: Thermophilic temperature.

C. Vector Attraction Reduction (40 CFR 503.33) -- Please indicate the option performed.


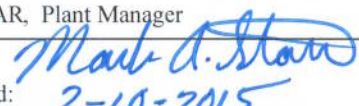
Option 1 Option 2 Option 3 Option 4
 Option 5 Option 6 Option 7 Option 8

No vector attraction reduction options were performed

X- See attached for temperature, solids destroyed and detention time for the month of **JANUARY** 2014

D. Certification

I certify under penalty of law that this document and all attachments were prepared under my direction or supervision in accordance with a system designed to assure that qualified personnel properly gather and evaluate the information submitted. Based on my inquiry of the person or persons who manage the system or those persons directly responsible for gathering information, the information is, to the best of my knowledge and belief, true, accurate and complete. I am aware that there are significant penalties for submitting false information, including the possibility of fine and imprisonment for knowing violations.

A. Plant Chief Operator, Area Code and Telephone Number: DAVE GUMAER (310) 548-7520	B. Name and Official Title: MARK STAR, Plant Manager
C. Signature: 	D. Signature: 
E. Date signed: <u>2/10/15</u>	F. Date Signed: <u>2-10-2015</u>

NOTICE AND NECESSARY INFORMATION (NANI)

This form is to assist compliance with the bulk sewage sludge (biosolids) notification requirements [503.12(f)]. Please note, however, that if the biosolids meet the Exceptional Quality (EQ) criteria, then the notification requirements do not apply. This form can be used by preparers of biosolids to transmit information to land appliers and also by land appliers to transmit information to landowners and leaseholders.

Facility: Terminal Island Wastewater Reclamation Plant, **Biosolids Type:** Class A
City of L. A.

Monitoring Period: From MARCH 1, 2014 **To** MARCH 31, 2014

To be completed by PREPARERS of Biosolids

A. Please provide pollutant concentrations.

Constituent	Concentration	Pollutant Concentrations	Ceiling Concentrations*
	Dry Weight (mg/kg)	(Table 3, 40 CFR 503.13) Monthly Average (mg/kg)	(Table 1, 40 CFR 503.13) Daily Maximum (mg/kg)
Arsenic	ND	41	75
Cadmium	3.92	39	85
Chromium	ND	1200	3000
Copper	156	1500	4300
Lead	ND	300	840
Mercury	0.660	17	57
Molybdenum	21.6	N/A**	75
Nickel	ND	420	420
Selenium	40.5	100	100
Zinc	706	2800	7500
Org-N	20,700	N/A	N/A
Ammonia-N	58,200	N/A	N/A
Nitrate-N	ND	N/A	N/A
Percent Solids (aver.)	1.5	N/A	N/A

* Biosolids may not be land applied if any pollutant exceeds these values

** EPA has temporarily removed molybdenum limits from Table 3, Table 2 and Table 4

B. Pathogen Reduction (40 CFR 503.32) -- Please indicate level achieved.

 A Class A Class B

Pathogen reduction alternative used: Thermophilic temperature.

C. Vector Attraction Reduction (40 CFR 503.33) -- Please indicate the option performed.



Option 1 Option 2 Option 3 Option 4
 Option 5 Option 6 Option 7 Option 8

No vector attraction reduction options were performed

X- See attached for temperature, solids destroyed and detention time for the month of **MARCH** 2014

D. Certification

I certify under penalty of law that this document and all attachments were prepared under my direction or supervision in accordance with a system designed to assure that qualified personnel properly gather and evaluate the information submitted. Based on my inquiry of the person or persons who manage the system or those persons directly responsible for gathering information, the information is, to the best of my knowledge and belief, true, accurate and complete. I am aware that there are significant penalties for submitting false information, including the possibility of fine and imprisonment for knowing violations.

A. Plant Chief Operator, Area Code and Telephone Number: DAVE GUMAER (310) 548-7520	B. Name and Official Title: MARK STAR, Plant Manager
C. Signature 	D. Signature: 
E. Date signed <u>2/10/15</u>	F. Date Signed: <u>2-10-2015</u>

NOTICE AND NECESSARY INFORMATION (NANI)

This form is to assist compliance with the bulk sewage sludge (biosolids) notification requirements [503.12(f)]. Please note, however, that if the biosolids meet the Exceptional Quality (EQ) criteria, then the notification requirements do not apply. This form can be used by preparers of biosolids to transmit information to land appliers and also by land appliers to transmit information to landowners and leaseholders.

Facility: Terminal Island Wastewater Reclamation Plant, **Biosolids Type:** Class A
City of L. A.

Monitoring Period: From MAY 1, 2014 **To** MAY 31, 2014

To be completed by PREPARERS of Biosolids

A. Please provide pollutant concentrations.

Constituent	Concentration Dry Weight (mg/kg)	Pollutant Concentrations (Table 3, 40 CFR 503.13) Monthly Average (mg/kg)	Ceiling Concentrations* (Table 1, 40 CFR 503.13) Daily Maximum (mg/kg)
Arsenic	ND	41	75
Cadmium	4.64	39	85
Chromium	ND	1200	3000
Copper	178	1500	4300
Lead	15.9	300	840
Mercury	0.881	17	57
Molybdenum	23.2	N/A**	75
Nickel	ND	420	420
Selenium	51.7	100	100
Zinc	815	2800	7500
Org-N	27,200	N/A	N/A
Ammonia-N	51,300	N/A	N/A
Nitrate-N	ND	N/A	N/A
Percent Solids (aver.)	1.5	N/A	N/A

* Biosolids may not be land applied if any pollutant exceeds these values

** EPA has temporarily removed molybdenum limits from Table 3, Table 2 and Table 4

B. Pathogen Reduction (40 CFR 503.32) -- Please indicate level achieved.

Class A Class B

Pathogen reduction alternative used: Thermophilic temperature.

C. Vector Attraction Reduction (40 CFR 503.33) -- Please indicate the option performed.

Option 1 Option 2 Option 3 Option 4
 Option 5 Option 6 Option 7 Option 8

No vector attraction reduction options were performed

X- See attached for temperature, solids destroyed and detention time for the month of **MAY** 2014

D. Certification

I certify under penalty of law that this document and all attachments were prepared under my direction or supervision in accordance with a system designed to assure that qualified personnel properly gather and evaluate the information submitted. Based on my inquiry of the person or persons who manage the system or those persons directly responsible for gathering information, the information is, to the best of my knowledge and belief, true, accurate and complete. I am aware that there are significant penalties for submitting false information, including the possibility of fine and imprisonment for knowing violations.

A. Plant Chief Operator, Area Code and Telephone Number: DAVE GUMAER (310) 548-7520	B. Name and Official Title: MARK STAR, Plant Manager
C. Signature 	D. Signature:
E. Date signed 2/10/15	F. Date Signed: 2-10-2015

NOTICE AND NECESSARY INFORMATION (NANI)

This form is to assist compliance with the bulk sewage sludge (biosolids) notification requirements [503.12(f)]. Please note, however, that if the biosolids meet the Exceptional Quality (EQ) criteria, then the notification requirements do not apply. This form can be used by preparers of biosolids to transmit information to land appliers and also by land appliers to transmit information to landowners and leaseholders.

Facility: Terminal Island Wastewater Reclamation Plant, **Biosolids Type:** Class A
City of L. A.

Monitoring Period: From JULY 1, 2014 **To** JULY 31, 2014

To be completed by PREPARERS of Biosolids

A. Please provide pollutant concentrations.

Constituent	Concentration Dry Weight (mg/kg)	Pollutant Concentrations (Table 3, 40 CFR 503.13)		Ceiling Concentrations*
		Monthly Average (mg/kg)		Daily Maximum (mg/kg)
Arsenic	ND	41		75
Cadmium	3.16	39		85
Chromium	ND	1200		3000
Copper	178	1500		4300
Lead	12.7	300		840
Mercury	1.15	17		57
Molybdenum	22.8	N/A**		75
Nickel	ND	420		420
Selenium	44.3	100		100
Zinc	753	2800		7500
Org-N	11,100	N/A		N/A
Ammonia-N	54,000	N/A		N/A
Nitrate-N	ND	N/A		N/A
Percent Solids (aver.)	1.6	N/A		N/A

* Biosolids may not be land applied if any pollutant exceeds these values

** EPA has temporarily removed molybdenum limits from Table 3, Table 2 and Table 4

B. Pathogen Reduction (40 CFR 503.32) -- Please indicate level achieved.

 A Class A Class B

Pathogen reduction alternative used: Thermophilic temperature.

C. Vector Attraction Reduction (40 CFR 503.33) -- Please indicate the option performed.



Option 1 Option 2 Option 3 Option 4
 Option 5 Option 6 Option 7 Option 8

No vector attraction reduction options were performed

X- See attached for temperature, solids destroyed and detention time for the month of JULY 2014

D. Certification

I certify under penalty of law that this document and all attachments were prepared under my direction or supervision in accordance with a system designed to assure that qualified personnel properly gather and evaluate the information submitted. Based on my inquiry of the person or persons who manage the system or those persons directly responsible for gathering information, the information is, to the best of my knowledge and belief, true, accurate and complete. I am aware that there are significant penalties for submitting false information, including the possibility of fine and imprisonment for knowing violations.

A. Plant Chief Operator, Area Code and Telephone Number: DAVE GUMAER (310) 548-7520	B. Name and Official Title: MARK STAR, Plant Manager
C. Signature: 	D. Signature: 
E. Date signed: <u>8/19/15</u>	F. Date Signed: <u>2-10-2015</u>

NOTICE AND NECESSARY INFORMATION (NANI)

This form is to assist compliance with the bulk sewage sludge (biosolids) notification requirements [503.12(f)]. Please note, however, that if the biosolids meet the Exceptional Quality (EQ) criteria, then the notification requirements do not apply. This form can be used by preparers of biosolids to transmit information to land appliers and also by land appliers to transmit information to landowners and leaseholders.

Facility: Terminal Island Wastewater Reclamation Plant, **Biosolids Type:** Class A
 City of L. A.

Monitoring Period: From SEPTEMBER 1, 2014 To SEPTEMBER 30, 2014

To be completed by PREPARERS of Biosolids

A. Please provide pollutant concentrations.

Constituent	Concentration	Pollutant Concentrations	Ceiling Concentrations*
	Dry Weight (mg/kg)	(Table 3, 40 CFR 503.13) Monthly Average (mg/kg)	(Table 1, 40 CFR 503.13) Daily Maximum (mg/kg)
Arsenic	ND	41	75
Cadmium	4.05	39	85
Chromium	ND	1200	3000
Copper	255	1500	4300
Lead	14.2	300	840
Mercury	0.932	17	57
Molybdenum	33.1	N/A**	75
Nickel	ND	420	420
Selenium	46.6	100	100
Zinc	885	2800	7500
Org-N	41,100	N/A	N/A
Ammonia-N	52,900	N/A	N/A
Nitrate-N	ND	N/A	N/A
Percent Solids (aver.)	1.6	N/A	N/A

* Biosolids may not be land applied if any pollutant exceeds these values
 ** EPA has temporarily removed molybdenum limits from Table 3, Table 2 and Table 4

B. Pathogen Reduction (40 CFR 503.32) -- Please indicate level achieved.

Class A Class B
 Pathogen reduction alternative used: Thermophilic temperature.

C. Vector Attraction Reduction (40 CFR 503.33) -- Please indicate the option performed.

Option 1 Option 2 Option 3 Option 4
 Option 5 Option 6 Option 7 Option 8
 No vector attraction reduction options were performed

X- See attached for temperature, solids destroyed and detention time for the month of **SEPTEMBER** 2014

D. Certification

I certify under penalty of law that this document and all attachments were prepared under my direction or supervision in accordance with a system designed to assure that qualified personnel properly gather and evaluate the information submitted. Based on my inquiry of the person or persons who manage the system or those persons directly responsible for gathering information, the information is, to the best of my knowledge and belief, true, accurate and complete. I am aware that there are significant penalties for submitting false information, including the possibility of fine and imprisonment for knowing violations.

A. Plant Chief Operator, Area Code and Telephone Number: DAVE GUMAER (310) 548-7520	B. Name and Official Title: MARK STAR, Plant Manager
C. Signature 	D. Signature:
E. Date signed 2/10/15	F. Date Signed: 2-10-2015

NOTICE AND NECESSARY INFORMATION (NANI)

This form is to assist compliance with the bulk sewage sludge (biosolids) notification requirements [503.12(f)]. Please note, however, that if the biosolids meet the Exceptional Quality (EQ) criteria, then the notification requirements do not apply. This form can be used by preparers of biosolids to transmit information to land appliers and also by land appliers to transmit information to landowners and leaseholders.

Facility: Terminal Island Wastewater Reclamation Plant, **Biosolids Type:** Class A
 City of L. A.

Monitoring Period: From NOVEMBER 1, 2014 To NOVEMBER 30, 2014

To be completed by PREPARERS of Biosolids

A. Please provide pollutant concentrations.

Constituent	Concentration	Pollutant Concentrations	Ceiling Concentrations*
	Dry Weight (mg/kg)	(Table 3, 40 CFR 503.13) Monthly Average (mg/kg)	(Table 1, 40 CFR 503.13) Daily Maximum (mg/kg)
Arsenic	ND	41	75
Cadmium	ND	39	85
Chromium	20.7	1200	3000
Copper	197	1500	4300
Lead	7.82	300	840
Mercury	2.06	17	57
Molybdenum	25.1	N/A**	75
Nickel	22.3	420	420
Selenium	27.4	100	100
Zinc	855	2800	7500
Org-N	30,700	N/A	N/A
Ammonia-N	53,500	N/A	N/A
Nitrate-N	ND	N/A	N/A
Percent Solids (aver.)	1.8	N/A	N/A

* Biosolids may not be land applied if any pollutant exceeds these values
 ** EPA has temporarily removed molybdenum limits from Table 3, Table 2 and Table 4

B. Pathogen Reduction (40 CFR 503.32) -- Please indicate level achieved.

Class A Class B

Pathogen reduction alternative used: Thermophilic temperature.

C. Vector Attraction Reduction (40 CFR 503.33) -- Please indicate the option performed.



Option 1 Option 2 Option 3 Option 4
 Option 5 Option 6 Option 7 Option 8

No vector attraction reduction options were performed

X- See attached for temperature, solids destroyed and detention time for the month of **NOVEMBER 2014**

D. Certification

I certify under penalty of law that this document and all attachments were prepared under my direction or supervision in accordance with a system designed to assure that qualified personnel properly gather and evaluate the information submitted. Based on my inquiry of the person or persons who manage the system or those persons directly responsible for gathering information, the information is, to the best of my knowledge and belief, true, accurate and complete. I am aware that there are significant penalties for submitting false information, including the possibility of fine and imprisonment for knowing violations.

A. Plant Chief Operator, Area Code and Telephone Number: DAVE GUMAER (310) 548-7520	B. Name and Official Title: MARK STAR, Plant Manager
C. Signature: 	D. Signature: 
E. Date signed: <u>2/10/15</u>	F. Date Signed: <u>2-10-2015</u>

APPENDIX D

Operational Compliance: Temperature, Volatile Acid Reduction and Detention Time.

Jan-14

TERMINAL ISLAND WATER RECLAMATION PLANT

DATE	DAY	TEMPERATURE				SOLIDS DESTROYED				HYD D.T.
						TOTAL		VOLATILE		
		#1	#2	#3	#4	#/DAY	%	#/DAY	%	days
1	WED	132.5	132.6	OS	132.6	6039	28	6710	49	30
2	THU	132.5	132.7	OS	132.8	18018	57	17142	65	32
3	FRI	132.7	132.3	OS	132.4	19670	52	18137	57	25
4	SAT	132.4	132.7	OS	132.5	7403	33	7717	50	28
5	SUN	132.6	132.7	OS	132.3	19088	54	17596	58	28
6	MON	132.5	132.4	OS	132.4	13487	52	12746	60	35
7	TUE	132.4	132.5	OS	132.7	24548	52	22748	56	24
8	WED	132.6	132.6	OS	132.5	19036	50	17643	55	24
9	THU	132.7	132.4	OS	132.7	16238	52	15495	60	27
10	FRI	132.4	132.7	OS	132.7	17266	52	16148	58	26
11	SAT	132.5	132.5	OS	132.5	20899	53	19403	59	26
12	SUN	132.7	132.4	OS	132.6	16000	52	14944	58	31
13	MON	132.5	132.7	OS	133.0	9182	33	8673	43	27
14	TUE	132.6	132.8	OS	132.8	20782	56	19650	63	25
15	WED	132.7	132.5	OS	132.7	21499	58	20350	66	25
16	THU	132.5	132.5	OS	132.5	21180	57	19527	61	29
17	FRI	132.6	132.8	OS	132.6	24551	60	22859	66	27
18	SAT	132.5	132.6	OS	132.6	19541	54	18345	60	24
19	SUN	132.4	132.7	OS	132.4	NC	NC	NC	19	27
20	MON	132.5	132.6	OS	132.5	NC	NC	NC	19	24
21	TUE	133.6	132.4	OS	132.6	20069	53	18793	59	22
22	WED	133.4	132.7	OS	132.7	NC	NC	NC	29	22
23	THU	132.4	132.5	OS	132.4	23099	53	21215	58	21
24	FRI	132.7	132.5	OS	132.4	22578	55	21111	60	22
25	SAT	132.5	132.7	OS	132.8	NC	NC	NC	21	24
26	SUN	132.2	132.5	OS	132.6	NC	NC	NC	NC	26
27	MON	132.6	132.2	OS	132.6	16887	47	16313	56	23
28	TUE	132.3	132.3	OS	132.9	16463	50	15529	57	27
29	WED	132.6	132.6	OS	132.6	17123	49	15288	50	26
30	THU	132.3	132.4	OS	132.8	22275	58	20124	59	27
31	FRI	132.1	132.7	OS	132.4	14820	NC	13589	54	28
MAXIMUM		133.6	132.8	OS	133.0	24551	60	22859	66	35
MINIMUM		132.1	132.2	OS	132.3	6039	28	6710	19	21
AVGERAGE		132.6	132.6	OS	132.6	17990	51	16838	51	26

Mar-14

TERMINAL ISLAND WATER RECLAMATION PLANT

DATE	DAY	TEMPERATURE				SOLIDS DESTROYED				HYD D.T. days
						TOTAL		VOLATILE		
		#1	#2	#3	#4	#/DAY	%	#/DAY	%	
1	SAT	132.5	132.3	OS	132.6	22926	53	19948	51	19
2	SUN	132.4	132.4	OS	132.6	NC	NC	NC	36	19
3	MON	132.6	132.5	OS	132.4	28083	52	24511	50	18
4	TUE	132.6	133.7	OS	0.0	27299	51	25219	56	16
5	WED	132.5	132.0	OS	132.5	21524	43	20942	54	15
6	THU	132.1	132.4	OS	132.3	20656	48	19544	56	18
7	FRI	132.2	132.6	OS	132.5	20911	52	18932	55	19
8	SAT	132.5	132.4	OS	132.7	20725	63	17394	61	20
9	SUN	132.8	132.4	OS	132.5	16368	43	15401	51	19
10	MON	132.7	132.3	OS	132.4	26285	66	22600	63	19
11	TUE	132.5	132.6	OS	132.7	14869	43	14815	56	22
12	WED	132.5	132.6	OS	133.4	NC	NC	NC	40	25
13	THU	132.6	132.2	OS	132.1	14570	45	13759	55	21
14	FRI	132.6	132.4	OS	132.4	NC	NC	NC	26	21
15	SAT	132.3	132.6	OS	132.2	NC	NC	NC	40	20
16	SUN	132.6	132.5	OS	132.4	10940	35	10196	42	20
17	MON	132.4	132.2	OS	132.8	NC	NC	NC	13	17
18	TUE	132.4	132.5	OS	132.7	20655	47	19228	54	16
19	WED	133.0	132.3	OS	131.8	13901	34	13920	48	17
20	THU	132.7	132.4	OS	132.7	17431	47	15702	49	21
21	FRI	132.4	132.6	OS	132.5	20109	54	17580	52	21
22	SAT	132.4	132.3	OS	132.6	19092	49	17068	50	19
23	SUN	132.3	132.5	OS	132.6	14012	41	13631	52	22
24	MON	132.4	132.9	OS	132.3	NC	NC	NC	NC	20
25	TUE	133.0	132.5	OS	132.7	20987	51	18813	52	20
26	WED	132.7	131.9	OS	132.6	8282	40	7403	42	32
27	THU	132.6	133.0	OS	132.4	NC	NC	NC	NC	26
28	FRI	132.3	132.4	OS	132.7	24559	61	20255	54	22
29	SAT	133.1	132.6	OS	132.5	NC	NC	NC	31	24
30	SUN	132.0	132.8	OS	132.7	14781	49	11951	43	29
31	MON	131.0	132.5	OS	131.9	20946		18860	53	21.00
MAXIMUM		133.1	133.7	OS	133.4	28083	66	25219	63	32
MINIMUM		131.0	131.9	OS	0.0	8282	34	7403	13	15
AVERAGE		132.5	132.5	OS	128.2	19127	48	17290	45	21

Apr-14

TERMINAL ISLAND WATER RECLAMATION PLANT

DATE	DAY	TEMPERATURE				SOLIDS DESTROYED				HYD D.T. days
						TOTAL		VOLATILE		
		#1	#2	#3	#4	#/DAY	%	#/DAY	%	
1	WED	132.1	132.6	OS	132.6	NC	NC	NC	NC	29
2	THU	132.4	132.6	OS	132.4	NC	NC	NC	NC	29
3	FRI	132.4	132.3	OS	132.4	14643	49	13327	52	28
4	SAT	132.7	132.2	OS	133.1	6883	30	7222	47	28
5	SUN	132.5	132.8	OS	132.8	NC	NC	NC	NC	26
6	MON	133.0	132.5	OS	132.6	14388	47	13392	53	26
7	TUE	132.6	132.3	OS	132.4	NC	NC	NC	NC	24
8	WED	132.6	133.1	OS	133.0	NC	NC	NC	NC	24
9	THU	132.8	132.8	OS	132.1	16400	49	14964	52	23
10	FRI	132.8	131.8	OS	132.7	NC	NC	NC	NC	24
11	SAT	132.7	132.5	OS	132.4	12550	38	14063	63	21
12	SUN	132.8	132.5	OS	132.4	16181	47	14440	49	23
13	MON	132.5	132.7	OS	132.3	13151	39	12514	48	24
14	TUE	132.8	132.5	OS	132.6	12190	45	8856	25	29
15	WED	133.1	132.3	OS	132.3	9078	33	7868	34	24
16	THU	132.8	132.3	OS	132.7	7640	29	7157	37	24
17	FRI	132.6	132.6	OS	132.4	11810	39	10477	41	23
18	SAT	132.8	132.4	OS	132.3	13495	44	11993	46	23
19	SUN	132.6	132.6	OS	132.5	25531	56	21993	54	22
20	MON	133.0	132.5	OS	132.5	NC	NC	NC	NC	28
21	TUE	133.5	132.4	OS	132.6	19384	59	16487	53	33
22	WED	133.2	132.5	OS	132.5	21392	53	18913	51	23
23	THU	132.6	132.5	OS	132.4	23849	54	21149	53	22
24	FRI	132.5	132.4	OS	132.5	24519	53	22207	54	23
25	SAT	132.4	132.8	OS	132.8	NC	NC	NC	NC	26
26	SUN	132.5	132.8	OS	132.5	20506	53	18400	55	24
27	MON	132.5	132.5	OS	132.2	17246	50	16342	58	27
28	TUE	132.2	132.8	OS	132.6	6667	32	7043	50	36
29	WED	132.5	133.0	OS	132.5	8860	38	8509	49	30
30	THU	132.5	132.8	OS	132.5	18853	51	16925	54	24
MAXIMUM		133.5	133.1	OS	133.1	25531	59	22207	63	36
MINIMUM		132.1	131.8	OS	132.1	6667	29	7043	25	21
AVGERAGE		132.7	132.5	OS	132.5	15237	45	13829	49	26

May-14

TERMINAL ISLAND WATER RECLAMATION PLANT

DATE	DAY	TEMPERATURE				SOLIDS DESTROYED				HYD D.T. days
						TOTAL		VOLATILE		
		#1	#2	#3	#4	#/DAY	%	#/DAY	%	
1	THU	132.4	132.5	OS	132.6	9374	36	8905	45	25
2	FRI	132.5	132.4	OS	132.7	15506	48	13717	49	26
3	SAT	132.9	132.4	OS	132.7	8937	41	7767	41	33
4	SUN	132.7	132.7	OS	132.6	9118	35	8884	46	27
5	MON	132.5	132.5	OS	132.5	14599	46	NC	NC	27
6	TUE	132.5	132.4	OS	132.6	18352	52	16555	54	25
7	WED	132.9	132.8	OS	132.7	NC	NC	NC	NC	27
8	THU	132.7	132.8	OS	132.5	17096	47	16250	56	25
9	FRI	132.8	132.6	OS	132.6	16547	51	13184	42	27
10	SAT	133.1	132.6	OS	132.6	NC	NC	NC	22	27
11	SUN	133.1	132.6	OS	132.5	14324	48	12924	52	28
12	MON	132.7	132.4	OS	132.9	12099	42	11501	52	26
13	TUE	132.7	132.7	OS	132.4	NC	NC	NC	NC	23
14	WED	132.3	132.9	OS	132.7	23620	53	20889	54	22
15	THU	133.5	132.8	OS	131.9	15431	43	14163	49	20
16	FRI	134.0	132.6	OS	132.7	NC	NC	NC	NC	28
17	SAT	131.8	132.5	OS	131.6	NC	NC	NC	NC	30
18	SUN	133.2	132.4	OS	132.8	11819	38	11578	51	25
19	MON	132.8	132.2	OS	133.3	NC	NC	NC	NC	27
20	TUE	131.0	133.0	OS	133.0	7116	29	7651	49	25
21	WED	131.8	132.7	OS	132.6	10829	33	10940	48	20
22	THU	132.6	132.8	OS	133.3	11627	38	11402	51	24
23	FRI	132.7	132.6	OS	133.1	6070	24	6626	42	24
24	SAT	132.3	132.3	OS	132.6	17166	47	15593	52	22
25	SUN	132.4	132.3	OS	133.1	NC	NC	NC	37	27
26	MON	132.2	132.3	OS	132.9	NC	NC	NC	NC	26
27	TUE	133.2	132.3	OS	132.9	17820	51	15899	54	23
28	WED	133.0	132.5	OS	133.1	NC	NC	NC	42	28
29	THU	132.1	132.5	OS	132.9	28631	62	25204	62	27
30	FRI	132.6	132.7	OS	132.9	21247	55	18895	56	25
31	SAT	132.6	132.6	OS	132.9	10524	NC	9548	49	33.00
MAXIMUM		134.0	133.0	OS	133.3	28631	62	25204	62	33
MINIMUM		131.0	132.2	OS	131.6	6070	24	6626	22	20
AVERAGE		132.6	132.6	OS	132.7	14448	44	13242	39	26

Jun-14

TERMINAL ISLAND WATER RECLAMATION PLANT

DATE	DAY	TEMPERATURE				SOLIDS DESTROYED				HYD D.T. days
						TOTAL		VOLATILE		
		#1	#2	#3	#4	#/DAY	%	#/DAY	%	
1	WED	132.0	132.3	OS	132.7				51	
2	THU	133.0	132.8	OS	132.7	14676	60	11990	52	42
3	FRI	132.8	132.4	OS	132.3	20118	53	18311	58	26
4	SAT	132.8	133.1	OS	133.1	5741	26	5968	43	29
5	SUN	132.9	132.8	OS	132.4	21198	54	19240	56	24
6	MON	134.7	132.6	OS	132.5	16560	53	15328	62	30
7	TUE	133.6	132.9	OS	133.0	8621	36	8514	49	29
8	WED	132.4	132.7	OS	132.7	10560	41	10491	55	31
9	THU	132.6	132.5	OS	132.5	11591	44	11289	57	33
10	FRI	132.9	132.7	OS	132.3	NC	NC	NC	NC	28
11	SAT	133.6	132.5	OS	132.7	14882	51	13735	56	28
12	SUN	133.3	132.6	OS	132.7	NC	NC	NC	NC	29
13	MON	132.9	132.6	OS	132.6	NC	NC	NC	NC	28
14	TUE	132.8	132.4	OS	132.5	12150	46	10778	48	29
15	WED	132.6	132.8	OS	132.8	NC	NC	NC	NC	28
16	THU	132.5	133.1	OS	132.6	NC	NC	NC	NC	27
17	FRI	133.1	132.8	OS	132.8	16662	50	15290	55	25
18	SAT	132.8	132.5	OS	132.8	23165	54	20101	53	23
19	SUN	132.6	132.7	OS	132.9	22604	49	20941	55	21
20	MON	132.6	132.5	OS	132.8	NC	NC	NC	NC	27
21	TUE	133.1	132.8	OS	132.6	15882	45	15147	56	21
22	WED	132.8	132.5	OS	132.5	14826	48	13789	55	27
23	THU	132.8	132.8	OS	132.4	15123	45	13962	51	24
24	FRI	132.6	132.5	OS	132.6	NC	NC	NC	NC	23
25	SAT	132.5	132.9	OS	132.6	6881	27	7283	44	23
26	SUN	132.2	132.6	OS	132.7	13261	39	12781	49	22
27	MON	132.5	132.7	OS	132.6	NC	NC	NC	NC	26
28	TUE	132.4	132.5	OS	133.2	NC	NC	NC	NC	28
29	WED	132.9	132.4	OS	133.0	10672	37	10125	47	28
30	THU	132.7	132.5	OS	133.0				54	
MAXIMUM		134.7	133.1	OS	133.2	23165	60	20941	62	42
MINIMUM		132.0	132.3	OS	132.3	5741	26	5968	43	21
AVGERAGE		132.8	132.6	OS	132.7	14483	45	13424	53	27

Jul-14

TERMINAL ISLAND WATER RECLAMATION PLANT

DATE	DAY	TEMPERATURE				SOLIDS DESTROYED				HYD D.T. days
						TOTAL		VOLATILE		
		#1	#2	#3	#4	#/DAY	%	#/DAY	%	
1	TUE	132.5	132.7	OS	132.8	NC	NC	NC	NC	30
2	WED	132.4	132.4	OS	132.6	17199	47	15936	54	24
3	THU	132.7	132.8	OS	132.8	12626	36	12150	47	22
4	FRI	132.8	133.0	OS	132.7	22477	48	21156	55	20
5	SAT	133.0	132.8	OS	132.8	17279	48	15482	51	24
6	SUN	132.9	132.6	OS	133.0	12038	37	11681	48	23
7	MON	132.8	132.4	OS	132.9	11904	44	11549	56	29
8	TUE	132.9	132.5	OS	132.8	16170	49	15094	56	26
9	WED	132.7	132.8	OS	133.2	11531	35	11921	52	21
10	THU	132.5	132.6	OS	133.1	27327	56	24793	60	20
11	FRI	132.6	132.6	OS	132.8	22523	51	21026	58	21
12	SAT	132.7	132.7	OS	132.4	20417	49	17874	48	22
13	SUN	132.6	132.5	OS	132.3	15021	42	13956	48	23
14	MON	132.8	132.5	OS	132.5	12407	42	11461	49	26
15	TUE	132.7	132.7	OS	132.9	17980	47	16135	51	26
16	WED	132.6	133.4	OS	133.1	NC	NC	NC	NC	29
17	THU	133.6	133.1	OS	132.3	21211	51	18973	52	21
18	FRI	133.4	132.5	OS	132.6	13023	40	12515	50	25
19	SAT	133.1	132.6	OS	132.7	15548	44	15077	56	24
20	SUN	132.5	132.5	OS	132.8	11289	46	10764	55	36
21	MON	132.7	132.9	OS	133.3	9543	45	9028	53	42
22	TUE	132.5	133.4	OS	133.3	10702	38	10999	55	28
23	WED	132.4	133.2	OS	132.7	14386	42	13929	53	24
24	THU	132.3	132.6	OS	132.6	13325	45	12215	51	29
25	FRI	132.8	133.1	OS	132.6	16534	49	15580	57	26
26	SAT	133.7	132.9	OS	132.7	14297	48	12934	54	32
27	SUN	133.6	132.7	OS	133.4	12578	51	11236	53	38
28	MON	132.8	132.9	OS	133.3	NC	NC	NC	NC	39
29	TUE	133.1	132.7	OS	132.7	13555	47	10932	40	30
30	WED	132.9	132.7	OS	132.7	14519	43	14016	54	27
31	THU	132.7	133.0	OS	132.8	18760	NC	17552	59	25.00
MAXIMUM		133.7	133.4	OS	133.4	27327	56	24793	60	42
MINIMUM		132.3	132.4	OS	132.3	9543	35	9028	40	20
AVERAGE		132.8	132.8	OS	132.8	15577	45	14499	53	27

Aug-14

TERMINAL ISLAND WATER RECLAMATION PLANT

DATE	DAY	TEMPERATURE				SOLIDS DESTROYED				HYD D.T. days
						TOTAL		VOLATILE		
		#1	#2	#3	#4	#/DAY	%	#/DAY	%	
1	WED	132.5	132.8	OS	133.0	17277	47	16444	58	22
2	THU	132.5	132.9	OS	132.9	9348	37	8746	45	29
3	FRI	132.6	132.6	OS	132.7	NC	NC	NC	NC	54
4	SAT	132.7	132.5	OS	132.9	10906	50	10223	59	41
5	SUN	132.6	132.7	OS	132.9	10459	39	9604	45	31
6	MON	132.9	132.9	OS	132.9	13061	38	12860	51	23
7	TUE	133.0	132.7	OS	132.3	12428	37	12588	52	21
8	WED	132.9	132.2	OS	133.2	NC	NC			22
9	THU	132.5	133.0	OS	133.1	10734	34	10691	48	24
10	FRI	133.4	132.8	OS	132.8	13014	44	12065	51	28
11	SAT	133.7	132.8	OS	132.9	7521	41	6963	47	43
12	SUN	132.4	133.3	OS	132.8	11628	43	10765	50	28
13	MON	132.6	133.1	OS	132.2	10920	34	10807	47	22
14	TUE	132.4	132.3	OS	132.3	11471	37	10572	43	23
15	WED	132.4	133.0	OS	132.6	13256	40	12302	50	22
16	THU	133.9	132.8	OS	132.6	8532	32	8430	44	24
17	FRI	132.8	132.5	OS	133.6	NC	NC	NC	NC	27
18	SAT	132.7	133.6	OS	133.5	8475	35	7758	42	28
19	SUN	133.1	133.4	OS	133.2	9110	32	9379	47	24
20	MON	132.9	132.3	OS	132.6	12265	38	12058	51	22
21	TUE	132.7	132.8	OS	132.7	15699	42	15150	53	20
22	WED	132.8	132.6	OS	132.7	19601	52	17764	55	25
23	THU	132.7	132.9	OS	133.2	12132	42	11375	53	32
24	FRI	132.7	132.7	OS	133.1	8593	42	7762	47	43
25	SAT	132.9	132.6	OS	132.9	6825	44	4497	19	52
26	SUN	132.8	132.5	OS	133.1	7500	38	6977	45	38
27	MON	132.5	132.8	OS	133.1	13501	46	11382	43	26
28	TUE	133.4	132.7	OS	132.7	22621	45	19756	43	19
29	WED	133.4	132.7	OS	132.7	17115	46	15187	48	24
30	THU	132.7	132.5	OS	132.9	NC	NC	NC	NC	22
31	FRI	132.9	132.5	OS	132.7	18521		16357	46	23
MAXIMUM		133.9	133.6	OS	133.6	22621	52	19756	59	54
MINIMUM		132.4	132.2	OS	132.2	6825	32	4497	19	19
AVGERAGE		132.8	132.8	OS	132.9	12315	41	11425	48	28

Sep-14

TERMINAL ISLAND WATER RECLAMATION PLANT

DATE	DAY	TEMPERATURE				SOLIDS DESTROYED				HYD D.T. days
						TOTAL		VOLATILE		
		#1	#2	#3	#4	#/DAY	%	#/DAY	%	
1	MON	132.7	133.1	OS	132.8	8815	42	7938	47	40
2	TUE	133.3	133.1	OS	132.7	11843	49	10678	52	38
3	WED	133.5	132.8	OS	132.5	31846	60	27437	57	22
4	THU	133.3	132.7	OS	132.8	21506	52	19905	57	24
5	FRI	132.6	132.9	OS	133.0	17850	52	16578	58	28
6	SAT	133.2	132.8	OS	132.8	25223	57	22505	59	25
7	SUN	133.1	133.2	OS	133.1	16135	50	14855	55	33
8	MON	133.0	133.3	OS	133.0	10192	47	9203	51	41
9	TUE	133.5	133.2	OS	132.7	23197	54	21151	54	25
10	WED	133.4	132.7	OS	132.7	18697	52	16832	53	29
11	THU	133.2	133.5	OS	132.8	20293	55	18185	58	28
12	FRI	133.5	133.4	OS	133.1	12497	49	9541	34	38
13	SAT	133.4	132.9	OS	132.9	12462	47	11643	53	34
14	SUN	132.6	133.2	OS	133.0	19459	51	17870	55	25
15	MON	132.9	133.2	OS	132.8	16694	54	15000	55	32
16	TUE	132.8	132.7	OS	132.7	17632	44	17162	55	23
17	WED	132.4	132.8	OS	133.2	18138	50	16694	56	25
18	THU	133.0	132.6	OS	132.7	14771	49	13021	49	28
19	FRI	133.0	132.6	OS	132.4	10508	35	9793	42	24
20	SAT	132.6	132.7	OS	133.0	13241	51	12022	54	35
21	SUN	132.7	132.9	OS	132.5	14475	50	13648	57	34
22	MON	133.0	132.8	OS	132.9	4648	25	5307	46	33
23	TUE	132.5	132.9	OS	132.8	14995	49	13863	54	33
24	WED	132.6	132.8	OS	132.7	15465	54	13610	53	39
25	THU	132.5	132.6	OS	132.9	16578	56	14534	54	34
26	FRI	133.9	132.3	OS	132.8	15261	55	13298	55	37
27	SAT	133.1	132.3	OS	132.6	19166	53	17101	53	27
28	SUN	133.0	132.8	OS	132.4	10525	38	9986	47	30
29	MON	132.7	132.7	OS	132.4	23006	63	15663	30	39
30	TUE	133.0	132.5	OS	133.1	18951	58	16493	55	34
MAXIMUM		133.9	133.5	OS	133.2	31846	63	27437	59	41
MINIMUM		132.4	132.3	OS	132.4	4648	25	5307	30	22
AVERAGE		133.0	132.9	OS	132.8	16469	50	14717	52	31

Oct-14

TERMINAL ISLAND WATER RECLAMATION PLANT

DATE	DAY	TEMPERATURE				SOLIDS DESTROYED				HYD D.T. days
						TOTAL		VOLATILE		
		#1	#2	#3	#4	#/DAY	%	#/DAY	%	
1	WED	133.0	132.7	OS	132.7	8023	38	7786	49	35
2	THU	132.8	132.8	OS	132.8	20671	54	18933	58	26
3	FRI	132.8	132.6	OS	132.7	22325	59	19781	58	25
4	SAT	132.8	132.9	OS	133.1	20783	53	18898	58	25
5	SUN	132.5	132.7	OS	133.1	NC	NC	NC	NC	28
6	MON	133.2	132.5	OS	132.6	16419	50	16327	65	30
7	TUE	133.0	132.6	OS	132.8	2796	14	4186	42	28
8	WED	132.4	132.8	OS	133.0	18123	50	17533	60	26
9	THU	133.0	132.6	OS	133.0	18175	53	16526	58	28
10	FRI	132.9	132.7	OS	132.5	18848	56	17104	61	29
11	SAT	132.7	133.1	OS	132.4	20215	59	17945	61	31
12	SUN	132.7	132.9	OS	132.8	16739	52	15598	59	31
13	MON	132.4	132.4	OS	132.8	10762	41	10090	48	31
14	TUE	132.7	133.0	OS	132.7	16741	46	16218	56	24
15	WED	132.8	132.7	OS	132.7	16761	50	15679	56	26
16	THU	132.6	132.7	OS	132.8	20368	48	19147	55	22
17	FRI	132.6	132.7	OS	132.7	19543	44	19562	58	19
18	SAT	132.8	132.5	OS	132.7	18509	47	18253	59	22
19	SUN	132.9	132.8	OS	132.4	16705	44	15845	51	23
20	MON	132.8	132.7	OS	132.6	9340	29	10442	51	20
21	TUE	132.6	132.5	OS	132.8	21618	48	19788	52	20
22	WED	132.8	132.7	OS	133.0	20323	48	19332	56	22
23	THU	132.6	133.0	OS	132.8	16774	49	15585	55	26
24	FRI	133.2	132.7	OS	132.6	17358	42	16758	52	20
25	SAT	133.2	132.9	OS	132.9	17181	43	16575	53	22
26	SUN	132.6	132.9	OS	133.3	13260	40	13602	56	26
27	MON	132.6	132.7	OS	132.8	15886	44	15623	56	26
28	TUE	132.5	132.9	OS	132.6	21857	52	19403	51	25
29	WED	132.5	132.3	OS	132.5	20986	49	20438	58	24
30	THU	132.4	132.4	OS	132.8	16152	42	16083	55	22
31	FRI	132.8	132.9	OS	132.6	14539		15175	56	24
MAXIMUM		133.2	133.1	OS	133.3	22325	59	20438	65	35
MINIMUM		132.4	132.3	OS	132.4	2796	14	4186	42	19
AVGERAGE		132.7	132.7	OS	132.7	16926	46	16140	56	25

Nov-14

TERMINAL ISLAND WATER RECLAMATION PLANT

DATE	DAY	TEMPERATURE				SOLIDS DESTROYED				HYD D.T.
						TOTAL		VOLATILE		
		#1	#2	#3	#4	#/DAY	%	#/DAY	%	days
1	SAT	132.2	132.9	OS	132.3	20275	48	19020	56	24
2	SUN	132.7	132.6	OS	132.3	12834	38	13795	58	25
3	MON	132.4	132.4	OS	133.3	NC	NC	NC	NC	29
4	TUE	132.7	132.7	OS	133.1	8239	30	9149	52	27
5	WED	132.7	132.6	OS	132.6	8840	31	9617	52	25
6	THU	132.9	132.5	OS	133.0	11890	34	12120	50	24
7	FRI	132.8	133.1	OS	133.1	9486	30	11138	56	24
8	SAT	132.5	132.9	OS	131.9	15463	41	15531	56	22
9	SUN	132.5	132.8	OS	133.0	3834	16	5664	46	26
10	MON	132.7	132.5	OS	133.0	16341	44	16410	58	26
11	TUE	133.1	132.4	OS	132.5	19079	42	19513	57	22
12	WED	132.9	132.6	OS	132.8	7725	31	8399	50	31
13	THU	132.9	133.2	OS	132.7	4884	33	4703	42	51
14	FRI	132.5	132.9	OS	132.7	9396	51	8934	58	53
15	SAT	132.6	133.0	OS	132.5	16605	42	16535	55	22
16	SUN	132.8	133.3	OS	132.2	12018	39	12345	55	27
17	MON	133.1	132.9	OS	132.7	9767	37	10311	55	28
18	TUE	132.9	132.6	OS	132.8	11275	36	11481	50	25
19	WED	133.2	132.4	OS	132.6	NC	NC	NC	NC	21
20	THU	133.0	132.4	OS	133.0	11614	41	11618	55	28
21	FRI	132.7	132.8	OS	132.5	12694	45	11259	47	34
22	SAT	132.5	132.4	OS	132.6	4027	20	4382	36	29
23	SUN	132.6	132.5	OS	132.9	19436	46	20083	63	21
24	MON	132.4	132.6	OS	132.8	18852	43	19700	62	21
25	TUE	132.4	132.5	OS	132.6	21445	48	21284	61	21
26	WED	132.8	132.5	OS	132.3	22581	53	22274	64	23
27	THU	132.7	132.9	OS	132.9	25640	56	23924	62	24
28	FRI	132.9	132.9	OS	132.8	22500	55	21129	61	27
29	SAT	133.6	132.6	OS	132.9	15750	49	15449	59	30
30	SUN	133.3	132.7	OS	132.5	NC	NC	NC	NC	31
MAXIMUM		133.6	133.3	OS	133.3	25640	56	23924	64	53
MINIMUM		132.2	132.4	OS	131.9	1806	16	3721	36	21
AVERAGE		132.8	132.7	OS	132.7	13017	38	13292	54	27

Dec-14

TERMINAL ISLAND WATER RECLAMATION PLANT

DATE	DAY	TEMPERATURE				SOLIDS DESTROYED				HYD D.T. days
						TOTAL		VOLATILE		
		#1	#2	#3	#4	#/DAY	%	#/DAY	%	
1	WED	132.7	133.0	OS	132.5	3696	20	4456	42	32
2	THU	132.9	132.6	OS	132.6	17970	57	16902	64	35
3	FRI	132.7	132.7	OS	132.5	14743	46	13869	53	28
4	SAT	132.2	134.1	OS	132.4	22288	52	21497	60	23
5	SUN	132.9	133.7	OS	132.8	31163	63	29102	66	25
6	MON	132.7	132.8	OS	133.4	14948	44	14799	56	24
7	TUE	133.0	133.2	OS	133.1	8550	33	9360	53	26
8	WED	132.5	132.8	OS	132.8	19920	53	18966	60	29
9	THU	132.4	132.8	OS	132.5	20022	52	19469	60	25
10	FRI	132.6	132.6	OS	132.7	20356	50	20046	61	24
11	SAT	132.4	132.6	OS	132.7				51	
12	SUN	131.6	132.9	OS	131.7	21632	52	21006	61	24
13	MON	132.6	132.5	OS	132.5	6134	20	7952	47	20
14	TUE	132.8	132.5	OS	132.6	24424	50	24742	64	21
15	WED	132.4	132.4	OS	132.8	19334	42	20603	62	19
16	THU	132.4	132.5	OS	132.6	18325	45	19186	63	21
17	FRI	132.6	132.3	OS	132.6	18728	45	19976	65	23
18	SAT	132.4	132.4	OS	132.8	12530	32	14548	58	20
19	SUN	132.4	132.5	OS	132.5	13562	36	15135	59	21
20	MON	132.4	132.5	OS	132.6	12497	29	13966	51	17
21	TUE	132.5	132.9	OS	132.5	10850	31	12344	54	23
22	WED	132.9	133.1	OS	132.3				32	
23	THU	133.0	132.8	OS	132.6	14332	43	14249	55	28
24	FRI	132.8	132.7	OS	132.7	NC	NC	NC	NC	28
25	SAT	132.7	132.7	OS	132.6	25775	51	25214	62	20
26	SUN	132.5	132.4	OS	132.5	21817	50	20873	58	23
27	MON	132.5	132.8	OS	132.6	8185	31	8918	51	30
28	TUE	132.6	132.6	OS	132.5	7195	32	7057	42	35
29	WED	133.3	132.4	OS	132.8	11490	49	10472	51	41
30	THU	132.9	132.6	OS	132.6	20125	56	18623	61	33
31	FRI	132.5	132.8	OS	132.5	NC		NC	NC	32
MAXIMUM		133.3	134.1	OS	133.4	31163	63	29102	66	41
MINIMUM		131.6	132.3	OS	131.7	3696	20	4456	32	17
AVGERAGE		132.6	132.8	OS	132.6	16318	43	16420	56	26

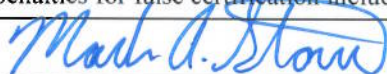
APPENDIX E

Facility Information for State of Arizona

**ARIZONA DEPARTMENT OF ENVIRONMENTAL QUALITY
WATER QUALITY DIVISION - WATER QUALITY COMPLIANCE ASSURANCE UNIT
BIOSOLIDS OR SEWAGE SLUDGE ANNUAL REPORT FORM FOR REPORTING
YEAR 2014**

TO BE COMPLETED BY ALL PREPARERS (GENERATORS) AND LAND APPLICATORS

1. General Information

Date: February 21, 2015	NPDES Permit # (if applicable): CA 0053856
Company Name (Preparer/Applicator): City of Los Angeles, Terminal Island Water Reclamation Plant	
Contact Name: Mark A. Starr	Title: Plant Manager
Address: 445 Ferry Street, San Pedro, Ca, 90731	
Phone: (310) 732- 4705	Email: Mark.Starr@ LaCity.org
CERTIFICATION: I certify, under penalty of law, that the information and descriptions, have been made under my direction and supervision and under a system designed to ensure that qualified personnel properly gather and evaluate the information used to determine whether the applicable biosolids requirements have been met. I am aware that there are significant penalties for false certification including the possibility of fine and imprisonment.	
Signature: 	Title: Plant: Manager

2. Who are you? (Check all that apply)

Preparer. (A "Preparer is a Generator") The biosolids OR sewage sludge prepared at this site are:

(select all that apply)

- Stored onsite
- Beneficially used for Land Application
- Sold/given to a composting operation, a sludge drying operation or to another WWTP for further treatment
- disposed of in a "biosolids only" surface disposal site, monofill, designated sludge only area
- Disposed of in a solid waste landfill - do biosolids go directly into the landfill ? _____
- Sent out of state for incineration, land filling, land application, surface disposal, composting or sludge drying

Applicator. One who applies biosolids to the land (farms, parks, forests, reclamation sites)

Owner or Operator of a surface disposal site including wastewater treatment plants with surface disposal (final disposal) sites for sludge

3. Disposition of Biosolids.

Preparers - wastewater treatment facilities, composting operations and biosolids processing operations. Complete Parts 3.A., 3.B., 3.C., 3.D., and 3.E. of this form (if more room is needed, provide additional sheets) for:

- All applicators used to haul and land apply your biosolids and the amount
- All surface disposal sites to which you sent or took biosolids and the amount
- All land application sites (farms, ranches) where biosolids from your facility were applied in 2003 and the amount
- All landfills to which you sent biosolids and the amount
- All composting operations or biosolids processing facilities including "sludge drying operations" to which you sent biosolids and the amount
- All incinerators to which you sent biosolids and the amount

Applicators. Complete Parts 3.C, 3.D, and 3.E. for out of state preparers. Complete Parts 3.F and 3.G of this form (if more room is needed, provide additional sheets) for:

- All preparers (including composting operations, biosolids processing facilities) from which you obtained biosolids
- All application sites (farms, ranches, composting operations) where biosolids were applied in 2003 and the amount.
- All land applicators that are taking biosolids from California generators are required to complete this form and ensure that the California WWTP or preparer is submitting its Annual Report to ADEQ.

NAME OF FACILITY: Terminal Island Water Reclamation Plant
 FOR CALENDAR YEAR: 2014

Disposition of Biosolids Produced during year- to be completed by "preparers" only
ALL REPORTING IS TO BE DONE IN DRY TONS

Arizona Generators and Preparers - Complete Sections 3.A., 3.B., 3.C., and 3.D.
 California Generators - Complete Section 3.D. only

3.A. Amount of Biosolids Stored on site Amount stored in lined lagoons/impoundment? _____ (dry tons) Amount stored directly on the ground? _____ (dry tons) Are lagoons used in the treatment process ? _____		Pathogen Treatment			VAR* Option Used
		None (dry tons)	Class B	Class A	
at beginning of year:			dry tons	dry tons	
			Method#	(Circle one) Fecal coliform or salmonella and Method# _____	
at end of year:			dry tons	dry tons	
			Method# TIME/TEMP	(Circle one) Fecal coliform or salmonella and Method#	
3.B. Amount of Biosolids or sewage sludge received from another facility during the year- (such as another wastewater treatment plant) for further processing? NONE		Pathogen Treatment of the <u>incoming biosolids</u>			VAR Option Used
		None (dry tons)	Class B	Class A	
Name of Facility	Location		dry tons	dry tons	
1.			Method#	(Circle one) Fecal coliform or salmonella and Method#	
2.			dry tons	dry tons	
			Method#	(Circle one) Fecal coliform or salmonella and Method#	
3.C. Total amount of Biosolids Prepared at the facility during the year		Pathogen Treatment			VAR Option Used
		None (dry tons)	Class B	Class A	
			dry tons	dry tons	
			Method#	(Circle one) Fecal coliform or salmonella and Method#	

3.D. Amount of Biosolids removed from the facility. Name all recipients, include haulers name and phone number, land applicators, composters, landfills, drying facilities, EQB bagging facilities, etc.			Pathogen Treatment		VAR Option Used	
			None (tons)	Class B		Class A
Name of Recipient	Location	Disposition **				
1.Nursery Product	14479 Cougar Rd. Helendale Ca 93242 (661) 272-1224	Composting at Helendale California		dry tons per year	20.8 dry metric tons	% vol. Std. Reduction. Option 1
				Method	(Circle one) Fecal coliform or salmonella and Method# Alt 1	
2. Solids Solution, LLC	Arizona Soils Compost facility, 41326 McVay Rd Vicksburg, Ar 85348 (909) 322-0388	Composting application in Arizona		dry tons	0 dry tons	
				Method	(Circle one) Fecal coliform or salmonella and Method# Alt. 1	
3. Robinson Farm	12340 N. State Highway 59, Winton, Ca. 95388	Land application in California		dry tons	0 dry metric tons	
				Method #	(Circle one) Fecal coliform or salmonella and Method# Alt. 1	
4.				dry tons	dry tons	
				Method#	(Circle one) Fecal coliform or salmonella and Method#	
5.				dry tons	dry tons	
				Method#	(Circle one) Fecal coliform or salmonella and Method#	

* VAR = Vector Attraction Reduction - Which option was used from A.A.C. R18-9-1010 (If Preparer did not perform VAR treatment, then specify "none")

** Disposition: Name the Land application, Surface Disposal, Incineration, Composting Operation, EQB (Exceptional Quality Biosolids) Bagging operation, Landfill, Biosolids Processing facility or sludge drying operation site. Example: Hunt Farm, Flagstaff WWTP Surface Disposal site, Northwest Landfill, Western Organics, etc.

3.E. Preparers must attach analytical results for pollutants according to A.A.C. R18-9-1012 (Self Monitoring), Pathogen Reduction results according to A.A.C. R18-9-1006 (Class A and Class B Pathogen Reduction Requirements) and Vector Attraction Reduction results according to A.A.C. R18-9-1010. This reporting is required under A.A.C. R18-9-1014 (F) respectively for biosolids produced or further treated at site during the year. Report all pollutant and pathogen results on a 100% dry weight basis.

3.F. Arizona Land Application Events (attached). To be completed by land applicators only.

3.F. Specific Information on Arizona Land Application Events. ****to be completed by Land Applicators only														
Application Site/Location	Field ID	Amount of Biosolids Applied in dry tons	Preparer	Pathogen Treatment Method	Vector Attraction Reduction Method	Loading rate	Nitrogen Conc. (Organic + ammonium)	Type of Crop Grown after application	Agronomic Rate of Crop Grown	Concentration of Pollutants (mg/kg)				
Example: Norris Farms, Aztec, AZ			Fountain Hills SD	Class B Alt. 2	Option 9			Corn						
1. Non applicable										As =	Cd =	Cr =	Cu =	Pb =
										Hg =	Mo =	Ni =	Se =	Zn =
2.										As =	Cd =	Cr =	Cu =	Pb =
										Hg =	Mo =	Ni =	Se =	Zn =
3.										As =	Cd =	Cr =	Cu =	Pb =
										Hg =	Mo =	Ni =	Se =	Zn =
4.										As =	Cd =	Cr =	Cu =	Pb =
										Hg =	Mo =	Ni =	Se =	Zn =
5.										As =	Cd =	Cr =	Cu =	Pb =
										Hg =	Mo =	Ni =	Se =	Zn =
6.										As =	Cd =	Cr =	Cu =	Pb =
										Hg =	Mo =	Ni =	Se =	Zn =
7.										As =	Cd =	Cr =	Cu =	Pb =
										Hg =	Mo =	Ni =	Se =	Zn =

G. Land applicators must attach soils analysis for 2008 if using R18-9-1005(D)(2), Pathogen Reduction results and VAR results.