



INDUSTRIAL WASTE MANAGEMENT DIVISION



Industrial Waste Source Control Program



2021 Pretreatment Program Annual Report Volume III



Pretreatment Programs- Contract Cities

CITY OF LOS ANGELES



SANITATION
DEPARTMENT OF
PUBLIC WORKS

City of Burbank

**Pretreatment
Annual Compliance Report
2021**

**City of Burbank
NPDES Permit Number CA0055531**

Table of Contents

Certifications	2
PCS Data Entry Forms	3
Executive Summary.....	4
Local Limits Technical Evaluation.....	4
Significant Changes in the Operation of the Pretreatment Program.....	4-5
Significant Industrial Users (SIUs) Inventory	6
Non-Significant Categorical Industrial Users (NSCIUs) Inventory.....	7-8
Summary of SIU Compliance and Enforcement Activities.....	8
Budget and Equipment Purchases	9
Summary of Sludge Monitoring and Disposal.....	10
Pollutant Reduction and Public Participation Activities	10
Pass Through and Interference Incidents.....	11
Annual Priority Pollutant Scan.....	11

List of Figures

Figure 1 – PCS Data Entry Form.....	3
Figure 2 – ISRCP Organizational Structure	5

List of Tables

Table 1 – Significant Industrial Users (SIUs) Inventory	6
Table 2 – Non-Significant Categorical Industrial Users (NSCIUs) Inventory.....	7-8
Table 3 – Summary of SIU Compliance and Enforcement Activities	8
Table 4 – Budget and Equipment Purchases	9

**CITY OF BURBANK
PRETREATMENT ANNUAL COMPLIANCE REPORT 2019**

NPDES Permit Holder or Sewer Authority Name: City of Burbank

Report Date: February 12, 2022

Period Covered by This Report: From 01/01/2021 to 12/31/2021

Period Covered by Previous Report: From 01/01/2020 to 12/31/2020

Name of Waste Water Treatment Plant: Burbank Water Reclamation Plant


NPDES Permit Number: CA0055531

Person to contact concerning information contained in this report:

Name	<u>Valerie Leone</u>
Title	<u>Industrial Source Reduction & Control Program Manager</u>
Mailing Address	<u>740 North Lake Street, Burbank, CA 91502-1618</u>
Telephone Number	<u>(818) 972-1115 x 117</u>
Email	<u>Valerie.Leone@suez.com</u>

I certify under penalty of law that this document and all attachments were prepared under my direction or supervision in accordance with a system designed to assure that qualified personnel properly gather and evaluate the information submitted. Based on my inquiry of the person or persons who manage the system, or those persons directly responsible for gathering the information, the information submitted is, to the best of my knowledge and belief, true, accurate, and complete. I am aware that there are significant penalties for submitting false information, including the possibility of fine and imprisonment for knowing violations.

Executed at the City of Burbank



Ken Berkman
Public Works Director
City of Burbank

2/10/22

Date

Valerie Leone

Valerie Leone
Industrial Source Reduction and Control Program Manager
SUEZ Water Environmental Services, Inc., Contractor

February 10, 2022

Date

Figure 1 - PCS Data Entry Form

POTW Name: BURBANK WATER RECLAMATION PLANT

NPDES Permit #: CA0055531

Period Covered By This Report: Start Date 01/01/2021 (PSSD)

End Date 12/31/2021 (PSED)

Number of Significant Industrial Users in SNC With Pretreatment Compliance Schedule: 0 (SSNC)

Number of Notices of Violation and Administrative Orders Issued Against Significant Industrial Users: 0 (FENF)

Number of Civil & Criminal Judicial Actions Against Significant Industrial Users: 0 (JUDI)

Number of Significant Industrial Users with Significant Violations Published: 0 (SVPU)

Number of Industrial Users from Which Penalties Have Been Collected: 0 (IUPN)

Executive Summary

The City has contracted SUEZ Water Environmental Services, Inc. (SUEZ), to operate and maintain the Burbank Water Reclamation Plant (BWRP), and to administer and implement the Industrial Pretreatment Program and Illicit Storm Water Program. SUEZ conducts these activities in full coordination with the City's Public Works Department. The Industrial Source Reduction and Control Program (ISRCP) acts as the administrative entity for these programs.

Local Limits Technical Evaluation

In accordance with 40 CFR part 122.44(j)(2)(ii), the POTW shall provide a written technical evaluation of the need to revise local limits under 40 CFR part 403.5(c)(1) within 180 days of issuance or reissuance of the Hyperion Treatment Plant NPDES permit. The Hyperion Treatment Plant NPDES Permit, NO. CA0109991, expires March 31, 2022. The focused technical review of current local limits completed in May 2020 by the Suez ISRCP team has been submitted to the Regional Water Quality Control Board after the September 2021 Contract Cities Pretreatment Compliance Audit. The focused technical review of local limits indicated that the current limits are still protective of the POTW, and are not at risk of causing a pass-through or interference. The City has retained the existing language in the Burbank Municipal Code (BMC) regarding local limits (BMC 8-1-501.4); the City will continue to regulate industrial users through its permitting, inspection, monitoring, and enforcement activities. The City will also continue to routinely monitor background, industrial, and plant conditions. Any changes in the influent characteristics, flow, plant operations, and permit requirements over time will be evaluated to ensure that local limits are effective in protecting the treatment works, plant operations and maintenance staff, and the environment.

Significant Changes in the Operation of the Pretreatment Program

The only significant changes in operating the pretreatment program this year which differ from the previous year are staffing levels and funding levels. There have been no changes concerning the program's administrative structure, local limits, monitoring program or monitoring frequencies, legal authority, or enforcement policy.

- Inspector position was vacated by Erika Mirzayans as of December 27, 2021.

Funding levels have increased for salaries and benefits, as well as materials and supplies. A comparison between this year and last year is found in the Budget and Equipment Purchases section of this report.

**Figure 2 - Industrial Source Reduction and Control Program (ISRCP)
Organizational Structure**

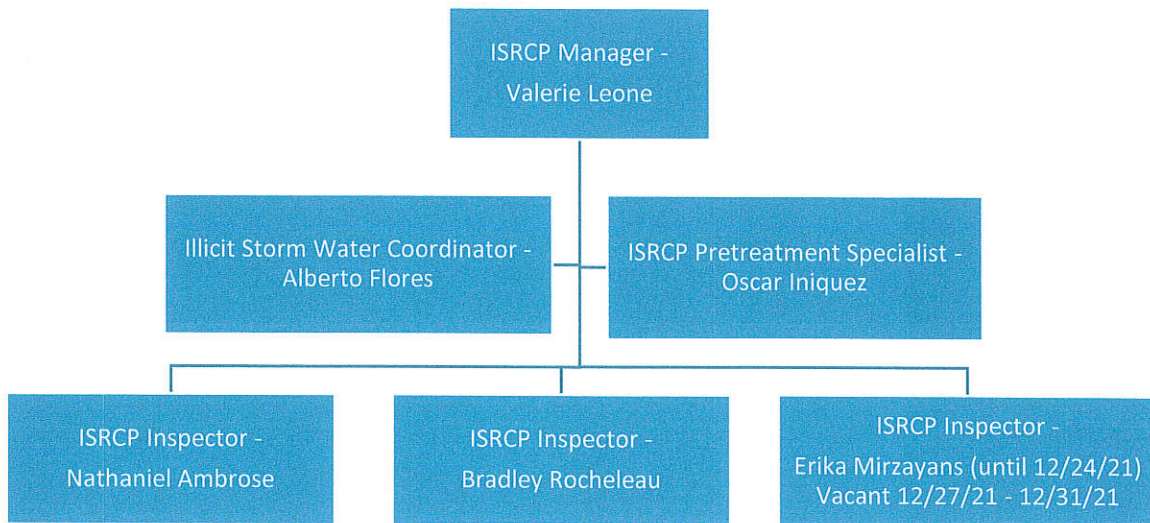


Table 1 - Significant Industrial Users (SIUs) Inventory

SIU Name / Address	Categorical Standard(s)	Subject to Local Limits
Aries Prepared Beef 17 W. Magnolia Blvd. Burbank, CA 91502	None (Only sampled for Local Limits) ¹	Yes
Carter Plating Co. 1842 N. Keystone St. Burbank, CA 91504	433A	Yes
Deluxe Media 2400 W. Empire Ave. Burbank, CA 91504	433A	Yes
FotoKem Industries Inc. 2800 W. Olive Ave. Burbank, CA 91505	None (Only sampled for Local Limits) ²	Yes
Magnolia Power Plant 110 W. Magnolia Blvd. Burbank, CA 91502	423 A,B,& D	Yes

Changes to SIU list during January 1, 2021 – December 31, 2021 reporting period: None

¹ In 40 CFR 432, all PSES and PSNS are tagged as “reserved”; it is a SIU due to the process discharges of more than 25,000 GPD.

² No categorical processes; it is a SIU due to the process discharges of more than 25,000 GPD.

Table 2 - Non-Significant Categorical Industrial Users (NSCIUs) Inventory

Non-Significant Categorical Industrial Users (NSCIU's)				
Industrial User	Permit Number	Category	Inspection Date	Annual NSCIU Certification Statement
G.H. McMillan Co. & Lunar Effects Studios 146 W. Cypress Ave. Ste. 101 Burbank, CA 91502	1948	428.46 428.16	1/25/2021	1/25/2021
Luminar Creations 420 N. Moss St. Burbank, CA 91502	1725	433A	1/26/2021	1/26/2021
NBN Creations 111 E. Cedar Ave. Ste. 203 Burbank, CA 91502	1641	471D	1/27/2021	1/27/2021
Senior Aerospace – Stainless Steel Products Division 2980 N. San Fernando Blvd. Burbank, CA 91504	1090	433A 467D 471C 471F	1/22/2021	1/22/2021
Burbank Dental Laboratory 2101, 2111 & 2113 Floyd St. Burbank, CA 91504	1734	463.26 (463B)	1/22/2021	1/22/2021
California Insulated Wire & Cable 3050 N. California St. Burbank, CA 91504	1797	463.16 (463A)	1/26/2021	1/26/2021
Connell Processing, Inc. 3080, 3090, 3094, & 3098 N. Avon St. Burbank, CA 91504	1039	413.40 413.50 413.60 (413 D-F)	1/21/2021	1/21/2021
Eckert & Ziegler Isotope Products 1800, 1810 & 1811 N. Keystone St., 2317 & 2319 W. Empire Ave. Burbank, CA 91504	1120	433.15 (433 A)	1/22/2021	1/22/2021
Hydra-Electric Co. 3151 N. Kenwood St. & 3750 Cohasset St. Burbank, CA 91504	1011	433.17 (433 A)	1/25/2021	1/25/2021
K&L Anodizing Corporation 1200 S. Victory Blvd. and 272 W. Elm Ave. Burbank, CA 91502	1047	433.17 (433 A)	5/24/2021	5/24/2021
Mid Valley Anodizing 3075 N. California St. Burbank, CA 91504	1072	433.17 (433 A)	1/26/2021	1/26/2021
Ver Sales Inc. 2509 N. Naomi St. Burbank, CA 91504	1478	463.16 (463 A)	1/26/2021	1/26/2021
City of Burbank – Burbank Water and Power 164 W. Magnolia Blvd. Burbank, CA 91502	1084	423.17 (423 A & D)	1/5/2021	1/11/2021
Process Control Laboratory, Inc. 2520 N. Ontario Blvd. Ste. D Burbank, CA 91504	1006	413.14 (413 A)	1/26/2021	1/26/2021

Non-Significant Categorical Industrial Users (NSCIU's)				
Industrial User	Permit Number	Category	Inspection Date	Annual NSCIU Certification Statement
Artcraft Plating & Finishing Co. 76 E. Santa Anita Ave. Burbank, CA 91502	Non-Permitted User (User has no connection to City of Burbank sewer system)	433.17 (433 A)	1/21/2021	1/21/2021

Changes to NSCIU list during January 1, 2021 – December 31, 2021 reporting period: None

Table 3 - Summary of SIU Compliance and Enforcement Activities

SIU Compliance and Enforcement Summary								
Name	Category	Treatment/ Control Process in Place	Categorical Samples (POTW)	Local Limits Samples (POTW)	TTO Cert.	Discharge Violations	SNC	Enforcement Summary
Aries Prepared Beef 17 W. Magnolia Blvd. Burbank, CA 91502	None. SIU based on process flow.	TDS meter for high-strength waste segregation and hauling; pH adjustment; grease interceptor	N/A	1/22/2021 4/13/2021 7/16/2021 10/11/2021	N/A	No	No	No Enforcement Action
Carter Plating Company 1824 N. Keystone St. Burbank, CA 91504	433A	pH adjustment; ion exchange; clarifier	1/12/2021 4/14/2021 8/14/2021 10/12/2021	1/12/2021 4/14/2021 8/14/2021 10/12/2021	1/13/2021 8/10/2021	No	No	No Enforcement Action
Deluxe Media 2400 W. Empire Ave. Burbank, CA 91504	433A	pH adjustment; carbon filter bed; cation resin and calcium neutralization system	1/12/2021 4/13/2021 7/19/2021 10/6/2021	1/12/2021 4/13/2021 7/19/2021 10/6/2021	1/8/2021 7/7/2021	No	No	No Enforcement Action
FotoKem Industries, Inc. 2800 W. Olive Ave. Burbank, CA 91505	None. SIU based on process flow.	Electrolytic silver recovery units; clarifiers; vapor waste filtration/ recovery	N/A	2/8/2021 4/20/2021 7/7/2021 10/15/2021	N/A	No	No	No Enforcement Action
Magnolia Power Plant 110 W. Magnolia Blvd. Burbank, CA 91502	423	Oil/water separator; flocculation and precipitation; bulk tank clarifier (with sludge thickening system); High Efficiency Reverse Osmosis (HERO); crystallization salt cake system; filter press; evaporator	There were no process discharges at the categorical sampling location during the 1 st , 2 nd , 3 rd , and 4 th quarters	There were no process discharges at the local limits sampling location during the 1 st , 2 nd , 3 rd , and 4 th quarters	N/A	No	No	No Enforcement Action

Enforcement Actions Taken – As of this report date, the City’s Publicly Owned Treatment Works (POTW) has no Categorical or Significant Industrial Users in Significant Non-Compliance (SNC) for 2021.

Table 4 -Budget and Equipment Purchases

Note: Budget is based on a July 1st to June 30th fiscal year.

	<u>2020-2021</u>	<u>2021-2022</u>
<u>Salaries/Benefits</u>		
Salaries & Benefits	235,009	222,267
Overtime	0	0
Subtotal Salaries/Benefits	235,009	222,267
<u>Material/Supplies</u>		
Other Professional Services	170,000	170,000
Private Contractor	1,757,653	1,832,812
Services of other departments	105,223	116,719
Books and Periodicals	1,000	1,000
Special Dept. Supplies	0	0
General Equipment Maintenance	204,187	234,441
Training	0	0
Membership & Dues	390	390
Miscellaneous	200	200
Subtotal Materials/ Supplies	2,238,653	2,355,562
Capital Outlay	0	0
Operating Equipment	0	0
<u>Total Budget</u>	<u>2,473,662</u>	<u>2,577,829</u>

Summary of Sludge Monitoring and Disposal

All solid waste generated during wastewater treatment at the Burbank Water Reclamation Plant (BWRP) is transferred via pipeline to the City of Los Angeles Hyperion Treatment Plant. The BWRP does not accept hauled waste.

Pollutant Reduction and Public Participation Activities

The City has a proactive program implemented to reduce pollutants from non-domestic users that are not classified as Significant Industrial Users. The City's Sewer Collection Systems crew routinely maintains and inspects the City's sewer main lines, including areas that have been designated as "hot spots", which require monthly maintenance. The Sewer crew prepares a monthly report of their observations of these hot spots, and delivers a copy to ISRCP. Within 24 hours of "heavy grease" reported at a hot spot, ISRCP investigates all known dischargers upstream to identify and mitigate Fats, Oils, and Grease (FOG) discharges. Within five working days of "medium grease" reported at a hot spot, ISRCP investigates all known dischargers upstream to identify and mitigate FOG discharges. All such investigations include discussion and distribution of FOG reduction outreach material with dischargers.

The ISRCP telephone number is listed under "Pollution Control" in the Government Offices section of the local telephone directory. The ISRCP staff has provided information in response to questions regarding the safe disposal of household hazardous materials and other environmental concerns. In most cases, an inspector will conduct a site visit to review and document the topic of concern. If the industrial pretreatment staff is unable to resolve the situation or concern, the individual is referred to the proper authority.

Citizen complaints regarding spills and/or illegal storage or disposal of toxic or questionable substances are processed by the Public Works Department and/or the ISRCP. When notified, ISRCP Inspectors are dispatched to the scene as soon as possible to determine the source and nature of the problem. A field citation may be issued to an individual or IU if any violation of the Burbank Municipal Code (BMC) is observed. The complainant is contacted and advised of all actions taken by the City to alleviate the problem.

No volunteer public outreach work has been performed due to COVID-19 social distancing.

The city posts a report monthly of all new business tax and business licenses on their website at [Business License & Tax - Community Development - City of Burbank \(burbankca.gov\)](http://burbankca.gov) (Scroll down webpage to "New Business Reports.")

Pass-Through and Interference Incidents

There have been no Upset, Interference or Pass Through incidents at the treatment plant which the City knows or suspects were caused by nondomestic users of the POTW system during this reporting period.

Zero incidents occurred, zero corrective actions taken for any “nondomestic” user(s).

If any incidents had occurred, the name and address of the “nondomestic” user(s) responsible would be reported along with a review of the applicable pollutant limitations to determine whether any additional limitations, or changes to existing requirements, may be necessary to prevent pass through or interference.

<i>Month</i>	<i>Incident</i>	<i>Response</i>

Annual Priority Pollutant Scan

The following pages contain a summary of analytical results from representative, flow proportioned, 24-hour composite sampling of the publicly-owned treatment works (POTW) influent and effluent for those pollutants USEPA has identified under section 307(a) of the Act, which are known or suspected to be discharged by “nondomestic users.” This consists of an annual full priority pollutant scan, with quarterly samples analyzed only for those pollutants detected in the full scan. The City is not required to sample and analyze for asbestos. Sampling and analysis were performed with the techniques prescribed in 40 CFR part 136.

**2021 Annual Priority Pollutant List
Detected in the Full Scan
Influent & Effluent
Quarter 1 Influent**

Date Collected	Parameter	Method	Site	Sample Type	D.F.	Result	Units	MDL	MRL
2/3/2021	N-Nitrosodiethylamine	EPA 1625	Raw Inf	Composite-Flow	1	0.010	ug/L	0.0070	0.020
2/3/2021	N-Nitrosodimethylamine	EPA 1625	Raw Inf	Composite-Flow	1	0.0088	ug/L	0.0066	0.020
2/3/2021	Hg-low level	EPA 1631E	Raw Inf	Composite-Flow	10	0.023	ug/L	0.0031	0.005
2/3/2021	Ag	EPA 200.8	Raw Inf	Composite-Flow	1	0.22	ug/L	0.16	1
2/3/2021	As	EPA 200.8	Raw Inf	Composite-Flow	1	1.1	ug/L	0.15	1
2/3/2021	Cd	EPA 200.8	Raw Inf	Composite-Flow	1	0.37	ug/L	0.14	0.5
2/3/2021	Cr	EPA 200.8	Raw Inf	Grab	1	6.4	ug/L	0.29	1
2/3/2021	Cu	EPA 200.8	Raw Inf	Composite-Flow	1	45	ug/L	0.16	1
2/3/2021	Ni	EPA 200.8	Raw Inf	Composite-Flow	1	4.0	ug/L	0.11	1
2/3/2021	Pb	EPA 200.8	Raw Inf	Composite-Flow	1	1.7	ug/L	0.23	1
2/3/2021	Se	EPA 200.8	Raw Inf	Composite-Flow	1	1.3	ug/L	0.19	1
2/3/2021	Zn	EPA 200.8	Raw Inf	Composite-Flow	1	99	ug/L	1.6	5
2/3/2021	Chloroform	EPA 624	Raw Inf	Grab	1	0.65	ug/L	0.29	1.0
2/3/2021	Diethyl phthalate	EPA 625	Raw Inf	Composite-Flow	2	3.5	ug/L	0.3	2
2/3/2021	Di-n-butylphthalate	EPA 625	Raw Inf	Composite-Flow	2	6.1	ug/L	0.48	2
2/3/2021	Phenol	EPA 625	Raw Inf	Composite-Flow	2	8.7	ug/L	0.32	2
2/3/2021	Total Cyanide	SM4500-CN C/E (LL)	Raw Inf	Grab	1	0.72	ug/L	0.7	1

2021 Annual Priority Pollutant List
Detected in the Full Scan
Influent & Effluent
Quarter 1 Effluent

Date Collected	Parameter	Method	Site	Sample Type	D.F.	Result	Units	MDL	MRL
2/3/2021	N-Nitrosodiethylamine	EPA 1625	002 Eff	Composite-Flow	1	0.026	ug/L	0.00070	0.0020
2/3/2021	N-Nitrosodimethylamine	EPA 1625	002 Eff	Composite-Flow	1	0.051	ug/L	0.00066	0.0020
2/3/2021	N-Nitroso-di-n-propylamine	EPA 1625	002 Eff	Composite-Flow	1	0.0045	ug/L	0.00042	0.0020
2/3/2021	Hg-low level	EPA 1631E	002 Eff	Composite-Flow	1	0.00056	ug/L	0.00010	0.00050
2/3/2021	As	EPA 200.8	002 Eff	Composite-Flow	1	0.55	ug/L	0.15	1
2/3/2021	Cd	EPA 200.8	002 Eff	Composite-Flow	1	0.14	ug/L	0.14	0.5
2/3/2021	Cr	EPA 200.8	002 Eff	Grab	1	1.6	ug/L	0.29	1
2/3/2021	Cu	EPA 200.8	002 Eff	Composite-Flow	1	8.3	ug/L	0.16	1
2/3/2021	Ni	EPA 200.8	002 Eff	Composite-Flow	1	2.6	ug/L	0.11	1
2/3/2021	Pb	EPA 200.8	002 Eff	Composite-Flow	1	0.58	ug/L	0.23	1
2/3/2021	Se	EPA 200.8	002 Eff	Composite-Flow	1	1.1	ug/L	0.19	1
2/3/2021	Zn	EPA 200.8	002 Eff	Composite-Flow	1	74	ug/L	1.6	5
2/3/2021	Bromodichloromethane	EPA 624	002 Eff	Grab	1	4.0	ug/L	0.44	1.0
1/6/2021	Bromoform	EPA 624	002 Eff	Grab	1	0.74	ug/L	0.27	1.0
2/3/2021	Chloroform	EPA 624	002 Eff	Grab	1	9.4	ug/L	0.29	1.0
2/3/2021	Dibromochloromethane	EPA 624	002 Eff	Grab	1	1.2	ug/L	0.35	1.0
2/3/2021	Total Trihalomethanes	EPA 624	002 Eff	Grab	1	14.6	ug/L	1.2	4
2/3/2021	Total Cyanide	SM4500-CN C/E (LL)	002 Eff	Grab	1	2.3	ug/L	0.7	1

**2021 Annual Priority Pollutant List
Detected in the Full Scan
Influent & Effluent**

Quarter 2 Influent

Date Collected	Parameter	Method	Site	Sample Type	D.F.	Result	Units	MDL	MRL
5/3/2021	N-Nitrosodiethylamine	EPA 1625	Raw Inf	Composite-Flow	1	ND	ug/L	0.035	0.1
5/3/2021	N-Nitrosodimethylamine	EPA 1625	Raw Inf	Composite-Flow	1	ND	ug/L	0.033	0.1
5/3/2021	N-Nitroso-di-n-propylamine	EPA 1625	Raw Inf	Composite-Flow	1	ND	ug/L	0.021	0.1
5/3/2021	Ag	EPA 200.8	Raw Inf	Composite-Flow	1	0.57	ug/L	0.16	1
5/3/2021	As	EPA 200.8	Raw Inf	Composite-Flow	1	1	ug/L	0.15	1
4/7/2021	Cd	EPA 200.8	Raw Inf	Composite-Flow	1	0.28	ug/L	0.14	0.5
5/3/2021	Cd	EPA 200.8	Raw Inf	Composite-Flow	1	0.28	ug/L	0.14	0.5
6/2/2021	Cd	EPA 200.8	Raw Inf	Composite-Flow	1	0.34	ug/L	0.14	0.5
5/3/2021	Cr	EPA 200.8	Raw Inf	Grab	1	7	ug/L	0.29	1
4/7/2021	Cu	EPA 200.8	Raw Inf	Composite-Flow	1	83	ug/L	0.16	1
5/3/2021	Cu	EPA 200.8	Raw Inf	Composite-Flow	1	86	ug/L	0.16	1
6/2/2021	Cu	EPA 200.8	Raw Inf	Composite-Flow	1	69	ug/L	0.16	1
5/3/2021	Mn	EPA 200.8	Raw Inf	Composite-Flow	1	49	ug/L	0.1	1
5/3/2021	Mo	EPA 200.8	Raw Inf	Composite-Flow	1	5.4	ug/L	0.047	1
5/3/2021	Ni	EPA 200.8	Raw Inf	Composite-Flow	1	4.5	ug/L	0.11	1
4/7/2021	Pb	EPA 200.8	Raw Inf	Composite-Flow	1	4	ug/L	0.23	1
5/3/2021	Pb	EPA 200.8	Raw Inf	Composite-Flow	1	2.7	ug/L	0.23	1
6/2/2021	Pb	EPA 200.8	Raw Inf	Composite-Flow	1	2.4	ug/L	0.23	1
5/3/2021	Sb	EPA 200.8	Raw Inf	Composite-Flow	1	0.98	ug/L	0.058	1
4/7/2021	Se	EPA 200.8	Raw Inf	Composite-Flow	1	1.4	ug/L	0.19	1
5/3/2021	Se	EPA 200.8	Raw Inf	Composite-Flow	1	1.8	ug/L	0.19	1
6/2/2021	Se	EPA 200.8	Raw Inf	Composite-Flow	1	1.8	ug/L	0.19	1
4/7/2021	Zn	EPA 200.8	Raw Inf	Composite-Flow	5	192	ug/L	8	25
5/3/2021	Zn	EPA 200.8	Raw Inf	Composite-Flow	10	556	ug/L	16	50

2021 Annual Priority Pollutant List
Detected in the Full Scan
Influent & Effluent
Quarter 2 Influent

Date Collected	Parameter	Method	Site	Sample Type	D.F.	Result	Units	MDL	MRL
6/2/2021	Zn	EPA 200.8	Raw Inf	Composite-Flow	10	152	ug/L	16	50
4/7/2021	Heptachlor	EPA 608	Raw Inf	Composite-Flow	5	ND	ug/L	0.009	0.05
5/3/2021	Heptachlor	EPA 608	Raw Inf	Composite-Flow	5	ND	ug/L	0.009	0.05
6/2/2021	Heptachlor	EPA 608	Raw Inf	Composite-Flow	5	ND	ug/L	0.009	0.05
5/3/2021	Bromodichloromethane	EPA 624	Raw Inf	Grab	1	ND	ug/L	0.44	1
5/3/2021	Bromoform	EPA 624	Raw Inf	Grab	1	ND	ug/L	0.27	1
5/3/2021	Chloroform	EPA 624	Raw Inf	Grab	1	0.61	ug/L	0.29	1
5/3/2021	Dibromochloromethane	EPA 624	Raw Inf	Grab	1	ND	ug/L	0.35	1
5/3/2021	Total Trihalomethanes	EPA 624	Raw Inf	Grab	1	ND	ug/L	1.2	4
4/7/2021	Benzo(a)anthracene	EPA 625	Raw Inf	Composite-Flow	1	ND	ug/L	1.9	10
5/3/2021	Benzo(a)anthracene	EPA 625	Raw Inf	Composite-Flow	2	ND	ug/L	0.38	2
6/2/2021	Benzo(a)anthracene	EPA 625	Raw Inf	Composite-Flow	2	ND	ug/L	0.38	2
4/7/2021	Benzo(a)pyrene	EPA 625	Raw Inf	Composite-Flow	1	ND	ug/L	3.9	10
5/3/2021	Benzo(a)pyrene	EPA 625	Raw Inf	Composite-Flow	2	ND	ug/L	0.26	2
6/2/2021	Benzo(a)pyrene	EPA 625	Raw Inf	Composite-Flow	2	ND	ug/L	0.26	2
4/7/2021	Benzo(b)fluoranthene	EPA 625	Raw Inf	Composite-Flow	1	ND	ug/L	4.6	10
5/3/2021	Benzo(b)fluoranthene	EPA 625	Raw Inf	Composite-Flow	2	ND	ug/L	0.28	2
6/2/2021	Benzo(b)fluoranthene	EPA 625	Raw Inf	Composite-Flow	2	ND	ug/L	0.28	2
4/7/2021	Bis(2-ethylhexyl)phthalate	EPA 625	Raw Inf	Composite-Flow	1	ND	ug/L	23	40
5/3/2021	Bis(2-ethylhexyl)phthalate	EPA 625	Raw Inf	Composite-Flow	2	ND	ug/L	4.6	8
6/2/2021	Bis(2-ethylhexyl)phthalate	EPA 625	Raw Inf	Composite-Flow	2	ND	ug/L	4.6	8
4/7/2021	Chrysene	EPA 625	Raw Inf	Composite-Flow	1	ND	ug/L	1.9	10
5/3/2021	Chrysene	EPA 625	Raw Inf	Composite-Flow	2	ND	ug/L	0.38	2
6/2/2021	Chrysene	EPA 625	Raw Inf	Composite-Flow	2	ND	ug/L	0.38	2
4/7/2021	Dibenzo(a,h)anthracene	EPA 625	Raw Inf	Composite-Flow	1	ND	ug/L	5.3	20

**2021 Annual Priority Pollutant List
Detected in the Full Scan
Influent & Effluent**

Quarter 2 Influent

Date Collected	Parameter	Method	Site	Sample Type	D.F.	Result	Units	MDL	MRL
5/3/2021	Dibenzo(a,h)anthracene	EPA 625	Raw Inf	Composite-Flow	2	ND	ug/L	0.16	4
6/2/2021	Dibenzo(a,h)anthracene	EPA 625	Raw Inf	Composite-Flow	2	ND	ug/L	0.16	4
5/3/2021	Diethyl phthalate	EPA 625	Raw Inf	Composite-Flow	2	ND	ug/L	0.3	2
5/3/2021	Di-n-butylphthalate	EPA 625	Raw Inf	Composite-Flow	2	ND	ug/L	0.48	2
4/7/2021	Indeno(1,2,3-cd)pyrene	EPA 625	Raw Inf	Composite-Flow	1	ND	ug/L	5.5	20
5/3/2021	Indeno(1,2,3-cd)pyrene	EPA 625	Raw Inf	Composite-Flow	2	ND	ug/L	0.24	4
6/2/2021	Indeno(1,2,3-cd)pyrene	EPA 625	Raw Inf	Composite-Flow	2	ND	ug/L	0.24	4
4/7/2021	Pentachlorophenol	EPA 625	Raw Inf	Composite-Flow	1	ND	ug/L	4	10
5/3/2021	Pentachlorophenol	EPA 625	Raw Inf	Composite-Flow	2	ND	ug/L	0.38	2
6/2/2021	Pentachlorophenol	EPA 625	Raw Inf	Composite-Flow	2	ND	ug/L	0.38	2
5/3/2021	Phenol	EPA 625	Raw Inf	Composite-Flow	2	7.2	ug/L	0.32	2
4/7/2021	Total Cyanide	SM4500-CN C/E (LL)	Raw Inf	Grab	1	1	ug/L	0.7	1
5/3/2021	Total Cyanide	SM4500-CN C/E (LL)	Raw Inf	Grab	1	1.7	ug/L	0.7	1
6/2/2021	Total Cyanide	SM4500-CN C/E (LL)	Raw Inf	Grab	1	1.9	ug/L	0.7	1

**2021 Annual Priority Pollutant List
Detected in the Full Scan
Influent & Effluent**

Quarter 2 Effluent

Date Collected	Parameter	Method	Site	Sample Type	D.F.	Result	Units	MDL	MRL
5/3/2021	N-Nitrosodiethylamine	EPA 1625	002 Eff	Composite-Flow	1	0.001	ug/L	0.0007	0
5/3/2021	N-Nitrosodimethylamine	EPA 1625	002 Eff	Composite-Flow	1	0.052	ug/L	0.0007	0
5/3/2021	N-Nitroso-di-n-propylamine	EPA 1625	002 Eff	Composite-Flow	1	ND	ug/L	0.0004	0
5/3/2021	Ag	EPA 200.8	002 Eff	Composite-Flow	1	ND	ug/L	0.16	1
5/3/2021	As	EPA 200.8	002 Eff	Composite-Flow	1	0.8	ug/L	0.15	1
5/3/2021	Be	EPA 200.8	002 Eff	Grab	1	ND	ug/L	0.14	1
4/7/2021	Cd	EPA 200.8	002 Eff	Composite-Flow	1	ND	ug/L	0.14	0.5
5/3/2021	Cd	EPA 200.8	002 Eff	Composite-Flow	1	ND	ug/L	0.14	0.5
6/2/2021	Cd	EPA 200.8	002 Eff	Composite-Flow	1	ND	ug/L	0.14	0.5
5/3/2021	Cr	EPA 200.8	002 Eff	Grab	1	1.4	ug/L	0.29	1
4/7/2021	Cu	EPA 200.8	002 Eff	Composite-Flow	1	6.2	ug/L	0.16	1
5/3/2021	Cu	EPA 200.8	002 Eff	Composite-Flow	1	7.2	ug/L	0.16	1
6/2/2021	Cu	EPA 200.8	002 Eff	Composite-Flow	1	4.4	ug/L	0.16	1
5/3/2021	Mn	EPA 200.8	002 Eff	Composite-Flow	1	1.9	ug/L	0.1	1
5/3/2021	Mo	EPA 200.8	002 Eff	Composite-Flow	1	5.4	ug/L	0.047	1
5/3/2021	Ni	EPA 200.8	002 Eff	Composite-Flow	1	2.8	ug/L	0.11	1
4/7/2021	Pb	EPA 200.8	002 Eff	Composite-Flow	1	0.33	ug/L	0.23	1
5/3/2021	Pb	EPA 200.8	002 Eff	Composite-Flow	1	1.1	ug/L	0.23	1
6/2/2021	Pb	EPA 200.8	002 Eff	Composite-Flow	1	0.67	ug/L	0.23	1
5/3/2021	Sb	EPA 200.8	002 Eff	Composite-Flow	1	0.47	ug/L	0.058	1
4/7/2021	Se	EPA 200.8	002 Eff	Composite-Flow	1	0.36	ug/L	0.19	1
5/3/2021	Se	EPA 200.8	002 Eff	Composite-Flow	1	1	ug/L	0.19	1
6/2/2021	Se	EPA 200.8	002 Eff	Composite-Flow	1	0.73	ug/L	0.19	1
5/3/2021	Tl	EPA 200.8	002 Eff	Composite-Flow	1	ND	ug/L	0.12	1

2021 Annual Priority Pollutant List
Detected in the Full Scan
Influent & Effluent
Quarter 2 Effluent

Date Collected	Parameter	Method	Site	Sample Type	D.F.	Result	Units	MDL	MRL
4/7/2021	Zn	EPA 200.8	002 Eff	Composite-Flow	1	59	ug/L	1.6	5
5/3/2021	Zn	EPA 200.8	002 Eff	Composite-Flow	1	56	ug/L	1.6	5
6/2/2021	Zn	EPA 200.8	002 Eff	Composite-Flow	1	52	ug/L	1.6	5
5/3/2021	Heptachlor	EPA 608	002 Eff	Composite-Flow	1	ND	ug/L	0.01	0.01
6/2/2021	Heptachlor	EPA 608	002 Eff	Composite-Flow	1	ND	ug/L	0.01	0.01
4/7/2021	Bromodichloromethane	EPA 624	002 Eff	Grab	1	3.4	ug/L	0.44	1
5/3/2021	Bromodichloromethane	EPA 624	002 Eff	Grab	1	3.6	ug/L	0.44	1
5/3/2021	Bromodichloromethane	EPA 624	002 Eff	Grab	1	3.6	ug/L	0.44	1
6/2/2021	Bromodichloromethane	EPA 624	002 Eff	Grab	1	3.7	ug/L	0.44	1
4/7/2021	Bromoform	EPA 624	002 Eff	Grab	1	ND	ug/L	0.27	1
5/3/2021	Bromoform	EPA 624	002 Eff	Grab	1	ND	ug/L	0.27	1
5/3/2021	Bromoform	EPA 624	002 Eff	Grab	1	ND	ug/L	0.27	1
6/2/2021	Bromoform	EPA 624	002 Eff	Grab	1	ND	ug/L	0.27	1
4/7/2021	Chloroform	EPA 624	002 Eff	Grab	1	7.1	ug/L	0.29	1
5/3/2021	Chloroform	EPA 624	002 Eff	Grab	1	11	ug/L	0.29	1
6/2/2021	Chloroform	EPA 624	002 Eff	Grab	1	7.9	ug/L	0.29	1
4/7/2021	Dibromochloromethane	EPA 624	002 Eff	Grab	1	1.1	ug/L	0.35	1
5/3/2021	Dibromochloromethane	EPA 624	002 Eff	Grab	1	1.1	ug/L	0.35	1
6/2/2021	Dibromochloromethane	EPA 624	002 Eff	Grab	1	1.1	ug/L	0.35	1
4/7/2021	Total Trihalomethanes	EPA 624	002 Eff	Grab	1	11.6	ug/L	1.2	4
5/3/2021	Total Trihalomethanes	EPA 624	002 Eff	Grab	1	16	ug/L	1.2	4
6/2/2021	Total Trihalomethanes	EPA 624	002 Eff	Grab	1	12.7	ug/L	1.2	4
5/3/2021	Benzo(a)anthracene	EPA 625	002 Eff	Composite-Flow	1	ND	ug/L	0.19	1
6/2/2021	Benzo(a)anthracene	EPA 625	002 Eff	Composite-Flow	1	ND	ug/L	0.19	1
4/7/2021	Benzo(a)pyrene	EPA 625	002 Eff	Composite-Flow	1	ND	ug/L	0.39	1
5/3/2021	Benzo(a)pyrene	EPA 625	002 Eff	Composite-Flow	1	ND	ug/L	0.39	1
6/2/2021	Benzo(a)pyrene	EPA 625	002 Eff	Composite-Flow	1	ND	ug/L	0.39	1

**2021 Annual Priority Pollutant List
Detected in the Full Scan
Influent & Effluent**

Quarter 2 Effluent

Date Collected	Parameter	Method	Site	Sample Type	D.F.	Result	Units	MDL	MRL
4/7/2021	Benzo(b)fluoranthene	EPA 625	002	Composite-Flow	1	ND	ug/L	0.46	1
5/3/2021	Benzo(b)fluoranthene	EPA 625	002	Composite-Eff-Flow	1	ND	ug/L	0.46	1
6/2/2021	Benzo(b)fluoranthene	EPA 625	002	Composite-Eff-Flow	1	ND	ug/L	0.46	1
4/7/2021	Bis(2-ethylhexyl)phthalate	EPA 625	002	Composite-Eff-Flow	1	ND	ug/L	2.3	4
5/3/2021	Bis(2-ethylhexyl)phthalate	EPA 625	002	Composite-Eff-Flow	1	ND	ug/L	2.3	4
6/2/2021	Bis(2-ethylhexyl)phthalate	EPA 625	002	Composite-Eff-Flow	1	ND	ug/L	2.3	4
4/7/2021	Chrysene	EPA 625	002	Composite-Eff-Flow	1	ND	ug/L	0.19	1
5/3/2021	Chrysene	EPA 625	002	Composite-Eff-Flow	1	ND	ug/L	0.19	1
6/2/2021	Chrysene	EPA 625	002	Composite-Eff-Flow	1	ND	ug/L	0.19	1
4/7/2021	Dibenzo(a,h)anthracene	EPA 625	002	Composite-Eff-Flow	1	ND	ug/L	0.53	2
5/3/2021	Dibenzo(a,h)anthracene	EPA 625	002	Composite-Eff-Flow	1	ND	ug/L	0.53	2
6/2/2021	Dibenzo(a,h)anthracene	EPA 625	002	Composite-Eff-Flow	1	ND	ug/L	0.53	2
5/3/2021	Diethyl phthalate	EPA 625	002	Composite-Eff-Flow	1	ND	ug/L	0.15	1
5/3/2021	Di-n-butylphthalate	EPA 625	002	Composite-Eff-Flow	1	ND	ug/L	0.1	1
4/7/2021	Indeno(1,2,3-cd)pyrene	EPA 625	002	Composite-Eff-Flow	1	ND	ug/L	0.55	2
5/3/2021	Indeno(1,2,3-cd)pyrene	EPA 625	002	Composite-Eff-Flow	1	ND	ug/L	0.55	2
6/2/2021	Indeno(1,2,3-cd)pyrene	EPA 625	002	Composite-Eff-Flow	1	ND	ug/L	0.55	2
4/7/2021	Pentachlorophenol	EPA 625	002	Composite-Eff-Flow	1	ND	ug/L	0.4	1
5/3/2021	Pentachlorophenol	EPA 625	002	Composite-Eff-Flow	1	ND	ug/L	0.4	1
6/2/2021	Pentachlorophenol	EPA 625	002	Composite-Eff-Flow	1	ND	ug/L	0.4	1
5/3/2021	Phenol	EPA 625	002	Composite-Eff-Flow	1	ND	ug/L	0.16	1
4/7/2021	Total Cyanide	SM4500-CN C/E (LL)	002	Eff Grab	1	1.8	ug/L	0.7	1
5/12/2021	Total Cyanide	SM4500-CN C/E (LL)	002	Eff Grab	1	2.4	ug/L	0.7	1
6/2/2021	Total Cyanide	SM4500-CN C/E (LL)	002	Eff Grab	1	3.2	ug/L	0.7	1

**2021 Annual Priority Pollutant List
Detected in the Full Scan
Influent & Effluent**

Quarter 3 Influent

Date Collected	Parameter	Method	Site	Sample Type	D.F.	Result	Units	MDL	MRL
8/2/2021	2,3,7,8-TCDD	EPA 1613B	Raw Inf	Composite-Flow	1	ND	pg/L	0.786	9.95
8/2/2021	N-Nitrosodiethylamine	EPA 1625	Raw Inf	Composite-Flow	1	ND	ug/L	0.007	0.02
8/2/2021	N-Nitrosodimethylamine	EPA 1625	Raw Inf	Composite-Flow	1	0.011	ug/L	0.007	0.02
8/2/2021	N-Nitroso-di-n-propylamine	EPA 1625	Raw Inf	Composite-Flow	1	ND	ug/L	0.004	0.02
8/2/2021	Hg-low level	EPA 1631E	Raw Inf	Composite-Flow	10	0.033	ug/L	0.003	0.01
8/2/2021	Ag	EPA 200.8	Raw Inf	Composite-Flow	1	0.69	ug/L	0.03	0.2
8/2/2021	As	EPA 200.8	Raw Inf	Composite-Flow	1	1.4	ug/L	0.074	0.4
8/2/2021	Ba	EPA 200.8	Raw Inf	Composite-Flow	1	130	ug/L	0.14	1
8/2/2021	Be	EPA 200.8	Raw Inf	Composite-Flow	1	ND	ug/L	0.062	0.1
7/7/2021	Cd	EPA 200.8	Raw Inf	Composite-Flow	1	1.3	ug/L	0.14	0.5
8/2/2021	Cd	EPA 200.8	Raw Inf	Composite-Flow	1	0.17	ug/L	0.042	0.2
9/8/2021	Cd	EPA 200.8	Raw Inf	Composite-Flow	1	0.32	ug/L	0.042	0.2
8/2/2021	Cr	EPA 200.8	Raw Inf	Grab	1	4.5	ug/L	0.18	0.4
7/7/2021	Cu	EPA 200.8	Raw Inf	Composite-Flow	1	88	ug/L	0.16	1
8/2/2021	Cu	EPA 200.8	Raw Inf	Composite-Flow	1	81	ug/L	0.23	0.5
9/8/2021	Cu	EPA 200.8	Raw Inf	Composite-Flow	1	65	ug/L	0.23	0.5
8/2/2021	Mn	EPA 200.8	Raw Inf	Composite-Flow	1	67	ug/L	0.11	1
8/2/2021	Ni	EPA 200.8	Raw Inf	Composite-Flow	1	3	ug/L	0.16	2
7/7/2021	Pb	EPA 200.8	Raw Inf	Composite-Flow	1	1.8	ug/L	0.23	1
8/2/2021	Pb	EPA 200.8	Raw Inf	Composite-Flow	1	1.4	ug/L	0.083	0.2
9/8/2021	Pb	EPA 200.8	Raw Inf	Composite-Flow	1	1.5	ug/L	0.083	0.2
8/2/2021	Sb	EPA 200.8	Raw Inf	Composite-Flow	1	0.72	ug/L	0.089	0.5
7/7/2021	Se	EPA 200.8	Raw Inf	Composite-Flow	1	2.2	ug/L	0.19	1
8/2/2021	Se	EPA 200.8	Raw Inf	Composite-Flow	1	1.4	ug/L	0.067	0.4

**2021 Annual Priority Pollutant List
Detected in the Full Scan
Influent & Effluent**

Quarter 3 Influent

Date Collected	Parameter	Method	Site	Sample Type	D.F.	Result	Units	MDL	MRL
9/8/2021	Se	EPA 200.8	Raw Inf	Composite-Flow	1	1.1	ug/L	0.067	0.4
8/2/2021	TI	EPA 200.8	Raw Inf	Composite-Flow	1	ND	ug/L	0.021	0.2
7/7/2021	Zn	EPA 200.8	Raw Inf	Composite-Flow	10	223	ug/L	16	50
8/2/2021	Zn	EPA 200.8	Raw Inf	Composite-Flow	1	150	ug/L	0.8	10
9/8/2021	Zn	EPA 200.8	Raw Inf	Composite-Flow	1	140	ug/L	0.8	10
8/2/2021	4,4'-DDD	EPA 608	Raw Inf	Composite-Flow	2	ND	ug/L	0.006	0.1
8/2/2021	4,4'-DDE	EPA 608	Raw Inf	Composite-Flow	2	ND	ug/L	0.005	0.1
8/2/2021	4,4'-DDT	EPA 608	Raw Inf	Composite-Flow	2	ND	ug/L	0.006	0.02
8/2/2021	Alachlor	EPA 608	Raw Inf	Composite-Flow	2	ND	ug/L	0.04	0.1
8/2/2021	Aldrin	EPA 608	Raw Inf	Composite-Flow	2	ND	ug/L	0.003	0.01
8/2/2021	alpha-BHC	EPA 608	Raw Inf	Composite-Flow	2	ND	ug/L	0.004	0.02
8/2/2021	beta-BHC	EPA 608	Raw Inf	Composite-Flow	2	ND	ug/L	0.006	0.01
8/2/2021	Chlordane (tech)	EPA 608	Raw Inf	Composite-Flow	2	ND	ug/L	0.16	0.2
8/2/2021	Delta-BHC	EPA 608	Raw Inf	Composite-Flow	2	ND	ug/L	0.005	0.01
8/2/2021	Dieldrin	EPA 608	Raw Inf	Composite-Flow	2	ND	ug/L	0.004	0.02
8/2/2021	Endosulfan I	EPA 608	Raw Inf	Composite-Flow	2	ND	ug/L	0.003	0.04
8/2/2021	Endosulfan II	EPA 608	Raw Inf	Composite-Flow	2	ND	ug/L	0.004	0.02
8/2/2021	Endosulfan sulfate	EPA 608	Raw Inf	Composite-Flow	2	ND	ug/L	0.016	0.1
8/2/2021	Endrin	EPA 608	Raw Inf	Composite-Flow	2	ND	ug/L	0.006	0.02
8/2/2021	Endrin aldehyde	EPA 608	Raw Inf	Composite-Flow	2	ND	ug/L	0.006	0.02
8/2/2021	Gamma-BHC (Lindane)	EPA 608	Raw Inf	Composite-Flow	2	ND	ug/L	0.004	0.04
7/7/2021	Heptachlor	EPA 608	Raw Inf	Composite-Flow	5	ND	ug/L	0.009	0.05
8/2/2021	Heptachlor	EPA 608	Raw Inf	Composite-Flow	2	ND	ug/L	0.003	0.02
9/8/2021	Heptachlor	EPA 608	Raw Inf	Composite-Flow	5	ND	ug/L	0.009	0.05
8/2/2021	Heptachlor epoxide	EPA 608	Raw Inf	Composite-Flow	2	ND	ug/L	0.004	0.02
8/2/2021	Methoxychlor	EPA 608	Raw Inf	Composite-Flow	2	ND	ug/L	0.011	0.04
8/2/2021	Mirex	EPA 608	Raw Inf	Composite-Flow	2	ND	ug/L	0.013	0.02
8/2/2021	PCB-1016	EPA 608	Raw Inf	Composite-Flow	2	ND	ug/L	0.1	1

**2021 Annual Priority Pollutant List
Detected in the Full Scan
Influent & Effluent**

Quarter 3 Influent

Date Collected	Parameter	Method	Site	Sample Type	D.F.	Result	Units	MDL	MRL
8/2/2021	PCB-1221	EPA 608	Raw Inf	Composite-Flow	2	ND	ug/L	0.12	1
8/2/2021	PCB-1232	EPA 608	Raw Inf	Composite-Flow	2	ND	ug/L	0.3	1
8/2/2021	PCB-1242	EPA 608	Raw Inf	Composite-Flow	2	ND	ug/L	0.14	1
8/2/2021	PCB-1248	EPA 608	Raw Inf	Composite-Flow	2	ND	ug/L	0.12	1
8/2/2021	PCB-1254	EPA 608	Raw Inf	Composite-Flow	2	ND	ug/L	0.08	1
8/2/2021	PCB-1260	EPA 608	Raw Inf	Composite-Flow	2	ND	ug/L	0.08	1
8/2/2021	PCBs as aroclors	EPA 608	Raw Inf	Composite-Flow	1	ND	ug/L	0.6	3.5
8/2/2021	Toxaphene	EPA 608	Raw Inf	Composite-Flow	2	ND	ug/L	0.24	1
8/2/2021	1,1,1-Trichloroethane	EPA 624	Raw Inf	Grab	20	ND	ug/L	7.6	20
8/2/2021	1,1,2,2-Tetrachloroethane	EPA 624	Raw Inf	Grab	20	ND	ug/L	3.6	20
8/2/2021	1,1,2-Trichloroethane	EPA 624	Raw Inf	Grab	20	ND	ug/L	5	20
8/2/2021	1,1-Dichloroethane	EPA 624	Raw Inf	Grab	20	ND	ug/L	4.2	20
8/2/2021	1,1-Dichloroethene	EPA 624	Raw Inf	Grab	20	ND	ug/L	7.8	20
8/2/2021	1,2-Dibromo-3-chloropropane (DBCP)	EPA 624	Raw Inf	Grab	20	ND	ug/L	7	20
8/2/2021	1,2-Dibromoethane (EDB)	EPA 624	Raw Inf	Grab	20	ND	ug/L	6	20
8/2/2021	1,2-Dichlorobenzene	EPA 624	Raw Inf	Grab	20	ND	ug/L	6.6	20
8/2/2021	1,2-Dichloroethane	EPA 624	Raw Inf	Grab	20	ND	ug/L	4.8	20
8/2/2021	1,2-Dichloropropane	EPA 624	Raw Inf	Grab	20	ND	ug/L	3.6	20
8/2/2021	1,3-Dichlorobenzene	EPA 624	Raw Inf	Grab	20	ND	ug/L	7	20
8/2/2021	1,3-Dichloropropene, Total	EPA 624	Raw Inf	Grab	1	ND	ug/L	0.35	1
8/2/2021	1,4-Dichlorobenzene	EPA 624	Raw Inf	Grab	20	ND	ug/L	7.4	20
8/2/2021	2-Chloroethyl Vinyl Ether	EPA 624	Raw Inf	Grab	20	ND	ug/L	5.6	100
8/2/2021	Acrolein	EPA 624	Raw Inf	Grab	20	ND	ug/L	44	100
8/2/2021	Acrylonitrile	EPA 624	Raw Inf	Grab	20	ND	ug/L	36	40
8/2/2021	Benzene	EPA 624	Raw Inf	Grab	20	ND	ug/L	4.6	20
8/2/2021	Bromodichloromethane	EPA 624	Raw Inf	Grab	20	ND	ug/L	5.6	20
8/2/2021	Bromoform	EPA 624	Raw Inf	Grab	20	ND	ug/L	6.4	20
8/2/2021	Bromomethane	EPA 624	Raw Inf	Grab	20	ND	ug/L	9.4	20

**2021 Annual Priority Pollutant List
Detected in the Full Scan
Influent & Effluent**

Quarter 3 Influent

Date Collected	Parameter	Method	Site	Sample Type	D.F.	Result	Units	MDL	MRL
8/2/2021	Carbon Tetrachloride	EPA 624	Raw Inf	Grab	20	ND	ug/L	6.6	20
8/2/2021	Chlorobenzene	EPA 624	Raw Inf	Grab	20	ND	ug/L	4.2	20
8/2/2021	Chloroethane	EPA 624	Raw Inf	Grab	20	ND	ug/L	4.6	20
8/2/2021	Chloroform	EPA 624	Raw Inf	Grab	20	ND	ug/L	5	20
8/2/2021	Chloromethane	EPA 624	Raw Inf	Grab	20	ND	ug/L	5.2	20
8/2/2021	Cis-1,2-Dichloroethene	EPA 624	Raw Inf	Grab	20	ND	ug/L	7.2	20
8/2/2021	Dibromochloromethane	EPA 624	Raw Inf	Grab	20	ND	ug/L	7.6	20
8/2/2021	Ethylbenzene	EPA 624	Raw Inf	Grab	20	ND	ug/L	3.4	20
8/2/2021	m,p-Xylene	EPA 624	Raw Inf	Grab	20	ND	ug/L	14	20
8/2/2021	Methylene chloride	EPA 624	Raw Inf	Grab	20	ND	ug/L	5	20
8/2/2021	Methyl-t-butyl Ether	EPA 624	Raw Inf	Grab	1	ND	ug/L	0.25	1
8/2/2021	Styrene	EPA 624	Raw Inf	Grab	20	ND	ug/L	7	20
8/2/2021	Tetrachloroethene	EPA 624	Raw Inf	Grab	20	ND	ug/L	5.4	20
8/2/2021	Toluene	EPA 624	Raw Inf	Grab	20	ND	ug/L	4.4	20
8/2/2021	Total Trihalomethanes	EPA 624	Raw Inf	Grab	1	ND	ug/L	1.2	4
8/2/2021	Trans-1,2-dichloroethene	EPA 624	Raw Inf	Grab	20	ND	ug/L	4.6	20
8/2/2021	Trichloroethene	EPA 624	Raw Inf	Grab	20	ND	ug/L	7.4	20
8/2/2021	Trichlorofluoromethane	EPA 624	Raw Inf	Grab	20	ND	ug/L	10.6	20
8/2/2021	Vinyl Chloride	EPA 624	Raw Inf	Grab	20	ND	ug/L	6.6	20
8/2/2021	1,2,4-Trichlorobenzene	EPA 625	Raw Inf	Composite-Flow	2	ND	ug/L	1.1	2
8/2/2021	1,2-Diphenylhydrazine	EPA 625	Raw Inf	Composite-Flow	2	ND	ug/L	0.5	2
8/2/2021	2,4,6-Trichlorophenol	EPA 625	Raw Inf	Composite-Flow	2	ND	ug/L	0.44	2
8/2/2021	2,4-Dichlorophenol	EPA 625	Raw Inf	Composite-Flow	2	ND	ug/L	0.52	2
8/2/2021	2,4-Dimethylphenol	EPA 625	Raw Inf	Composite-Flow	2	ND	ug/L	0.6	2
8/2/2021	2,4-Dinitrophenol	EPA 625	Raw Inf	Composite-Flow	2	ND	ug/L	3.2	20
8/2/2021	2,4-Dinitrotoluene	EPA 625	Raw Inf	Composite-Flow	2	ND	ug/L	0.36	2

**2021 Annual Priority Pollutant List
Detected in the Full Scan
Influent & Effluent**

Quarter 3 Influent

Date Collected	Parameter	Method	Site	Sample Type	D.F.	Result	Units	MDL	MRL
8/2/2021	2,6-Dinitrotoluene	EPA 625	Raw Inf	Composite-Flow	2	ND	ug/L	0.54	2
8/2/2021	2-Chloronaphthalene	EPA 625	Raw Inf	Composite-Flow	2	ND	ug/L	0.9	2
8/2/2021	2-Chlorophenol	EPA 625	Raw Inf	Composite-Flow	2	ND	ug/L	0.56	2
8/2/2021	2-Methyl-4,6-dinitrophenol	EPA 625	Raw Inf	Composite-Flow	2	ND	ug/L	3.4	10
8/2/2021	2-Nitrophenol	EPA 625	Raw Inf	Composite-Flow	2	ND	ug/L	0.52	2
8/2/2021	3,3'-Dichlorobenzidine	EPA 625	Raw Inf	Composite-Flow	2	ND	ug/L	2.4	10
8/2/2021	4-Bromophenyl phenyl ether	EPA 625	Raw Inf	Composite-Flow	2	ND	ug/L	0.72	2
8/2/2021	4-Chloro-3-methylphenol	EPA 625	Raw Inf	Composite-Flow	2	ND	ug/L	0.46	2
8/2/2021	4-Chlorophenyl Phenyl Ether	EPA 625	Raw Inf	Composite-Flow	2	ND	ug/L	0.82	2
8/2/2021	4-Nitrophenol	EPA 625	Raw Inf	Composite-Flow	2	ND	ug/L	0.9	10
8/2/2021	Acenaphthene	EPA 625	Raw Inf	Composite-Flow	2	ND	ug/L	0.76	2
8/2/2021	Acenaphthylene	EPA 625	Raw Inf	Composite-Flow	2	ND	ug/L	0.8	2
8/2/2021	Anthracene	EPA 625	Raw Inf	Composite-Flow	2	ND	ug/L	0.68	2
8/2/2021	Benzidine	EPA 625	Raw Inf	Composite-Flow	2	ND	ug/L	7.4	20
7/7/2021	Benzo(a)anthracene	EPA 625	Raw Inf	Composite-Flow	2	ND	ug/L	0.38	2
8/2/2021	Benzo(a)anthracene	EPA 625	Raw Inf	Composite-Flow	2	ND	ug/L	0.38	2
9/8/2021	Benzo(a)anthracene	EPA 625	Raw Inf	Composite-Flow	2	ND	ug/L	0.38	2
7/7/2021	Benzo(a)pyrene	EPA 625	Raw Inf	Composite-Flow	2	ND	ug/L	0.26	2
8/2/2021	Benzo(a)pyrene	EPA 625	Raw Inf	Composite-Flow	2	ND	ug/L	0.26	2
9/8/2021	Benzo(a)pyrene	EPA 625	Raw Inf	Composite-Flow	2	ND	ug/L	0.26	2
7/7/2021	Benzo(b)fluoranthene	EPA 625	Raw Inf	Composite-Flow	2	ND	ug/L	0.28	2
8/2/2021	Benzo(b)fluoranthene	EPA 625	Raw Inf	Composite-Flow	2	ND	ug/L	0.28	2
9/8/2021	Benzo(b)fluoranthene	EPA 625	Raw Inf	Composite-Flow	2	ND	ug/L	0.28	2
8/2/2021	Benzo(g,h,i)perylene	EPA 625	Raw Inf	Composite-Flow	2	ND	ug/L	0.2	4
8/2/2021	Benzo(k)fluoranthene	EPA 625	Raw Inf	Composite-Flow	2	ND	ug/L	0.44	2
8/2/2021	Benzy l Butyl Phthalate	EPA 625	Raw Inf	Composite-Flow	2	ND	ug/L	0.36	2

2021 Annual Priority Pollutant List
Detected in the Full Scan
Influent & Effluent
Quarter 3 Influent

Date Collected	Parameter	Method	Site	Sample Type	D.F.	Result	Units	MDL	MRL
8/2/2021	Bis(2-chloroethoxy)methane	EPA 625	Raw Inf	Composite-Flow	2	ND	ug/L	0.5	2
8/2/2021	Bis(2-chloroethyl)ether	EPA 625	Raw Inf	Composite-Flow	2	ND	ug/L	0.54	2
8/2/2021	Bis(2-chloroisopropyl)ether	EPA 625	Raw Inf	Composite-Flow	2	ND	ug/L	0.76	2
7/7/2021	Bis(2-ethylhexyl)phthalate	EPA 625	Raw Inf	Composite-Flow	2	77	ug/L	4.6	8
8/2/2021	Bis(2-ethylhexyl)phthalate	EPA 625	Raw Inf	Composite-Flow	2	ND	ug/L	4.6	8
9/8/2021	Bis(2-ethylhexyl)phthalate	EPA 625	Raw Inf	Composite-Flow	2	ND	ug/L	4.6	8
7/7/2021	Chrysene	EPA 625	Raw Inf	Composite-Flow	2	ND	ug/L	0.38	2
8/2/2021	Chrysene	EPA 625	Raw Inf	Composite-Flow	2	ND	ug/L	0.38	2
9/8/2021	Chrysene	EPA 625	Raw Inf	Composite-Flow	2	ND	ug/L	0.38	2
7/7/2021	Dibenzo(a,h)anthracene	EPA 625	Raw Inf	Composite-Flow	2	ND	ug/L	0.16	4
8/2/2021	Dibenzo(a,h)anthracene	EPA 625	Raw Inf	Composite-Flow	2	ND	ug/L	0.16	4
9/8/2021	Dibenzo(a,h)anthracene	EPA 625	Raw Inf	Composite-Flow	2	ND	ug/L	0.16	4
8/2/2021	Diethyl phthalate	EPA 625	Raw Inf	Composite-Flow	2	3.2	ug/L	0.3	2
8/2/2021	Dimethylphthalate	EPA 625	Raw Inf	Composite-Flow	2	ND	ug/L	0.36	2
8/2/2021	Di-n-butylphthalate	EPA 625	Raw Inf	Composite-Flow	2	ND	ug/L	0.48	2
8/2/2021	Di-n-octylphthalate	EPA 625	Raw Inf	Composite-Flow	2	ND	ug/L	0.38	2
8/2/2021	Fluoranthene	EPA 625	Raw Inf	Composite-Flow	2	ND	ug/L	0.44	2
8/2/2021	Fluorene	EPA 625	Raw Inf	Composite-Flow	2	ND	ug/L	0.7	2
8/2/2021	Hexachlorobenzene	EPA 625	Raw Inf	Composite-Flow	2	ND	ug/L	0.98	2
8/2/2021	Hexachlorobutadiene	EPA 625	Raw Inf	Composite-Flow	2	ND	ug/L	0.94	2
8/2/2021	Hexachlorocyclopentadiene	EPA 625	Raw Inf	Composite-Flow	2	ND	ug/L	3	10
8/2/2021	Hexachloroethane	EPA 625	Raw Inf	Composite-Flow	2	ND	ug/L	1.04	2
7/7/2021	Indeno(1,2,3-cd)pyrene	EPA 625	Raw Inf	Composite-Flow	2	ND	ug/L	0.24	4
8/2/2021	Indeno(1,2,3-cd)pyrene	EPA 625	Raw Inf	Composite-Flow	2	ND	ug/L	0.24	4
9/8/2021	Indeno(1,2,3-cd)pyrene	EPA 625	Raw Inf	Composite-Flow	2	ND	ug/L	0.24	4
8/2/2021	Isophorone	EPA 625	Raw Inf	Composite-Flow	2	ND	ug/L	0.42	2
8/2/2021	Naphthalene	EPA 625	Raw Inf	Composite-Flow	2	ND	ug/L	0.98	2

**2021 Annual Priority Pollutant List
Detected in the Full Scan
Influent & Effluent**

Quarter 3 Influent

Date Collected	Parameter	Method	Site	Sample Type	D.F.	Result	Units	MDL	MRL
8/2/2021	Nitrobenzene	EPA 625	Raw Inf	Composite-Flow	2	ND	ug/L	0.72	2
8/2/2021	N-Nitrosodiphenylamine	EPA 625	Raw Inf	Composite-Flow	2	ND	ug/L	0.38	2
7/7/2021	Pentachlorophenol	EPA 625	Raw Inf	Composite-Flow	2	ND	ug/L	0.38	2
8/2/2021	Pentachlorophenol	EPA 625	Raw Inf	Composite-Flow	2	ND	ug/L	0.38	2
9/8/2021	Pentachlorophenol	EPA 625	Raw Inf	Composite-Flow	2	ND	ug/L	0.38	2
8/2/2021	Phenanthrene	EPA 625	Raw Inf	Composite-Flow	2	ND	ug/L	0.64	2
8/2/2021	Phenol	EPA 625	Raw Inf	Composite-Flow	2	6.2	ug/L	0.32	2
8/2/2021	Pyrene	EPA 625	Raw Inf	Composite-Flow	2	ND	ug/L	0.5	2
7/7/2021	Total Cyanide	SM4500-CN C/E (LL)	Raw Inf	Grab	1	ND	ug/L	0.7	1
8/2/2021	Total Cyanide	SM4500-CN C/E (LL)	Raw Inf	Grab	1	1.1	ug/L	0.7	1
9/8/2021	Total Cyanide	SM4500-CN C/E (LL)	Raw Inf	Grab	1	1.1	ug/L	0.7	1

**2021 Annual Priority Pollutant List
Detected in the Full Scan
Influent & Effluent**

Quarter 3 Effluent

Date Collected	Parameter	Method	Site	Sample Type	D.F.	Result	Units	MDL	MRL
8/2/2021	2,3,7,8-TCDD	EPA 1613B	002 Eff	Composite-Flow	1	ND	pg/L	1.4	10
8/2/2021	N-Nitrosodiethylamine	EPA 1625	002 Eff	Composite-Flow	1	0.0027	ug/L	0.0007	0.002
8/2/2021	N-Nitrosodimethylamine	EPA 1625	002 Eff	Composite-Flow	1	0.082	ug/L	0.0007	0.002
8/2/2021	N-Nitroso-di-n-propylamine	EPA 1625	002 Eff	Composite-Flow	1	ND	ug/L	0.0004	0.002
8/2/2021	Hg-low level	EPA 1631E	002 Eff	Composite-Flow	1	0.0005	ug/L	0.0001	0.0005
8/2/2021	Ag	EPA 200.8	002 Eff	Composite-Flow	1	ND	ug/L	0.03	0.2
8/2/2021	As	EPA 200.8	002 Eff	Composite-Flow	1	0.78	ug/L	0.074	0.4
8/2/2021	Ba	EPA 200.8	002 Eff	Composite-Flow	1	91	ug/L	0.14	1
8/2/2021	Be	EPA 200.8	002 Eff	Composite-Flow	1	ND	ug/L	0.062	0.1
7/7/2021	Cd	EPA 200.8	002 Eff	Composite-Flow	1	ND	ug/L	0.14	0.5
8/2/2021	Cd	EPA 200.8	002 Eff	Composite-Flow	1	ND	ug/L	0.042	0.2
9/8/2021	Cd	EPA 200.8	002 Eff	Composite-Flow	1	ND	ug/L	0.042	0.2
8/2/2021	Cr	EPA 200.8	002 Eff	Grab	1	0.9	ug/L	0.089	0.2
7/7/2021	Cu	EPA 200.8	002 Eff	Composite-Flow	1	5.6	ug/L	0.16	1
8/2/2021	Cu	EPA 200.8	002 Eff	Composite-Flow	1	4.2	ug/L	0.23	0.5
9/8/2021	Cu	EPA 200.8	002 Eff	Composite-Flow	1	3.8	ug/L	0.23	0.5
8/2/2021	Mn	EPA 200.8	002 Eff	Composite-Flow	1	0.81	ug/L	0.11	1
8/2/2021	Ni	EPA 200.8	002 Eff	Composite-Flow	1	0.99	ug/L	0.16	2
7/7/2021	Pb	EPA 200.8	002 Eff	Composite-Flow	1	0.7	ug/L	0.23	1
8/2/2021	Pb	EPA 200.8	002 Eff	Composite-Flow	1	ND	ug/L	0.083	0.2
9/8/2021	Pb	EPA 200.8	002 Eff	Composite-Flow	1	0.25	ug/L	0.083	0.2
8/2/2021	Sb	EPA 200.8	002 Eff	Composite-Flow	1	0.49	ug/L	0.089	0.5
7/7/2021	Se	EPA 200.8	002 Eff	Composite-Flow	1	0.82	ug/L	0.19	1
8/2/2021	Se	EPA 200.8	002 Eff	Composite-Flow	1	0.38	ug/L	0.067	0.4

**2021 Annual Priority Pollutant List
Detected in the Full Scan
Influent & Effluent**

Quarter 3 Effluent

Date Collected	Parameter	Method	Site	Sample Type	D.F.	Result	Units	MDL	MRL
9/8/2021	Se	EPA 200.8	002 Eff	Composite-Flow	1	0.37	ug/L	0.067	0.4
8/2/2021	Tl	EPA 200.8	002 Eff	Composite-Flow	1	ND	ug/L	0.021	0.2
7/7/2021	Zn	EPA 200.8	002 Eff	Composite-Flow	1	58	ug/L	1.6	5
8/2/2021	Zn	EPA 200.8	002 Eff	Composite-Flow	1	42	ug/L	0.8	10
9/8/2021	Zn	EPA 200.8	002 Eff	Composite-Flow	1	54	ug/L	0.8	10
8/2/2021	4,4'-DDD	EPA 608	002 Eff	Composite-Flow	1	ND	ug/L	0.0007	0.05
8/2/2021	4,4'-DDE	EPA 608	002 Eff	Composite-Flow	1	ND	ug/L	0.0007	0.05
8/2/2021	4,4'-DDT	EPA 608	002 Eff	Composite-Flow	1	ND	ug/L	0.0011	0.01
8/2/2021	Alachlor	EPA 608	002 Eff	Composite-Flow	1	ND	ug/L	0.05	0.05
8/2/2021	Aldrin	EPA 608	002 Eff	Composite-Flow	1	ND	ug/L	0.001	0.005
8/2/2021	alpha-BHC	EPA 608	002 Eff	Composite-Flow	1	ND	ug/L	0.0011	0.01
8/2/2021	beta-BHC	EPA 608	002 Eff	Composite-Flow	1	ND	ug/L	0.0015	0.005
8/2/2021	Chlordane (tech)	EPA 608	002 Eff	Composite-Flow	1	ND	ug/L	0.5	0.5
8/2/2021	Delta-BHC	EPA 608	002 Eff	Composite-Flow	1	ND	ug/L	0.0019	0.005
8/2/2021	Dieldrin	EPA 608	002 Eff	Composite-Flow	1	ND	ug/L	0.0008	0.01
8/2/2021	Endosulfan I	EPA 608	002 Eff	Composite-Flow	1	ND	ug/L	0.0009	0.02
8/2/2021	Endosulfan II	EPA 608	002 Eff	Composite-Flow	1	ND	ug/L	0.0007	0.01
8/2/2021	Endosulfan sulfate	EPA 608	002 Eff	Composite-Flow	1	ND	ug/L	0.0013	0.05
8/2/2021	Endrin	EPA 608	002 Eff	Composite-Flow	1	ND	ug/L	0.0017	0.01
8/2/2021	Endrin aldehyde	EPA 608	002 Eff	Composite-Flow	1	ND	ug/L	0.0019	0.01
8/2/2021	Gamma-BHC (Lindane)	EPA 608	002 Eff	Composite-Flow	1	ND	ug/L	0.0004	0.02
7/7/2021	Heptachlor	EPA 608	002 Eff	Composite-Flow	1	ND	ug/L	0.01	0.01
8/2/2021	Heptachlor	EPA 608	002 Eff	Composite-Flow	1	ND	ug/L	0.0006	0.01
9/8/2021	Heptachlor	EPA 608	002 Eff	Composite-Flow	1	ND	ug/L	0.0006	0.01
8/2/2021	Heptachlor epoxide	EPA 608	002 Eff	Composite-Flow	1	ND	ug/L	0.0004	0.01
8/2/2021	Methoxychlor	EPA 608	002 Eff	Composite-Flow	1	ND	ug/L	0.0014	0.02
8/2/2021	Mirex	EPA 608	002 Eff	Composite-Flow	1	ND	ug/L	0.0012	0.01
8/2/2021	PCB-1016	EPA 608	002 Eff	Composite-Flow	1	ND	ug/L	0.5	0.5
8/2/2021	PCB-1221	EPA 608	002 Eff	Composite-Flow	1	ND	ug/L	0.5	0.5
8/2/2021	PCB-1232	EPA 608	002 Eff	Composite-Flow	1	ND	ug/L	0.5	0.5
8/2/2021	PCB-1242	EPA 608	002 Eff	Composite-Flow	1	ND	ug/L	0.5	0.5
8/2/2021	PCB-1248	EPA 608	002 Eff	Composite-Flow	1	ND	ug/L	0.5	0.5
8/2/2021	PCB-1254	EPA 608	002 Eff	Composite-Flow	1	ND	ug/L	0.5	0.5
8/2/2021	PCB-1260	EPA 608	002 Eff	Composite-Flow	1	ND	ug/L	0.5	0.5
8/2/2021	PCBs as aroclors	EPA 608	002 Eff	Composite-Flow	1	ND	ug/L	0.6	3.5
8/2/2021	Toxaphene	EPA 608	002 Eff	Composite-Flow	1	ND	ug/L	1	1
8/2/2021	1,1,1-Trichloroethane	EPA 624	002 Eff	Grab	1	ND	ug/L	0.31	1
8/2/2021	1,1,2,2-Tetrachloroethane	EPA 624	002 Eff	Grab	1	ND	ug/L	0.38	1
8/2/2021	1,1,2-Trichloroethane	EPA 624	002 Eff	Grab	1	ND	ug/L	0.42	1
8/2/2021	1,1-Dichloroethane	EPA 624	002 Eff	Grab	1	ND	ug/L	0.32	1

**2021 Annual Priority Pollutant List
Detected in the Full Scan
Influent & Effluent**

Quarter 3 Effluent

Date Collected	Parameter	Method	Site	Sample Type	D.F.	Result	Units	MDL	MRL
8/2/2021	1,1-Dichloroethene	EPA 624	002 Eff	Grab	1	ND	ug/L	0.32	1
8/2/2021	1,2-Dibromo-3-chloropropane (DBCP)	EPA 624	002 Eff	Grab	1	ND	ug/L	0.54	1
8/2/2021	1,2-Dibromoethane (EDB)	EPA 624	002 Eff	Grab	1	ND	ug/L	0.33	1
8/2/2021	1,2-Dichlorobenzene	EPA 624	002 Eff	Grab	1	ND	ug/L	0.35	1
8/2/2021	1,2-Dichloroethane	EPA 624	002 Eff	Grab	1	ND	ug/L	0.54	1
8/2/2021	1,2-Dichloropropane	EPA 624	002 Eff	Grab	1	ND	ug/L	0.42	1
8/2/2021	1,3-Dichlorobenzene	EPA 624	002 Eff	Grab	1	ND	ug/L	0.39	1
8/2/2021	1,3-Dichloropropene, Total	EPA 624	002 Eff	Grab	1	ND	ug/L	0.35	1
8/2/2021	1,4-Dichlorobenzene	EPA 624	002 Eff	Grab	1	ND	ug/L	0.42	1
8/2/2021	2-Chloroethyl Vinyl Ether	EPA 624	002 Eff	Grab	1	ND	ug/L	0.19	5
8/2/2021	Acrolein	EPA 624	002 Eff	Grab	1	ND	ug/L	1.2	5
8/2/2021	Acrylonitrile	EPA 624	002 Eff	Grab	1	ND	ug/L	0.63	5
8/2/2021	Benzene	EPA 624	002 Eff	Grab	1	ND	ug/L	0.47	1
7/7/2021	Bromodichloromethane	EPA 624	002 Eff	Grab	1	7.4	ug/L	0.44	1
8/2/2021	Bromodichloromethane	EPA 624	002 Eff	Grab	1	4.6	ug/L	0.44	1
9/8/2021	Bromodichloromethane	EPA 624	002 Eff	Grab	1	4.2	ug/L	0.44	1
7/7/2021	Bromoform	EPA 624	002 Eff	Grab	1	ND	ug/L	0.27	1
8/2/2021	Bromoform	EPA 624	002 Eff	Grab	1	ND	ug/L	0.27	1
9/8/2021	Bromoform	EPA 624	002 Eff	Grab	1	0.61	ug/L	0.27	1
8/2/2021	Bromomethane	EPA 624	002 Eff	Grab	1	ND	ug/L	0.5	1
8/2/2021	Carbon Tetrachloride	EPA 624	002 Eff	Grab	1	ND	ug/L	0.28	1
8/2/2021	Chlorobenzene	EPA 624	002 Eff	Grab	1	ND	ug/L	0.35	1
8/2/2021	Chloroethane	EPA 624	002 Eff	Grab	1	ND	ug/L	0.38	1
7/7/2021	Chloroform	EPA 624	002 Eff	Grab	1	16	ug/L	0.29	1
8/2/2021	Chloroform	EPA 624	002 Eff	Grab	1	12	ug/L	0.29	1
9/8/2021	Chloroform	EPA 624	002 Eff	Grab	1	7.8	ug/L	0.29	1
8/2/2021	Chloromethane	EPA 624	002 Eff	Grab	1	ND	ug/L	0.29	1
8/2/2021	Cis-1,2-Dichloroethene	EPA 624	002 Eff	Grab	1	ND	ug/L	0.38	1
7/7/2021	Dibromochloromethane	EPA 624	002 Eff	Grab	1	1.8	ug/L	0.35	1
8/2/2021	Dibromochloromethane	EPA 624	002 Eff	Grab	1	1.4	ug/L	0.35	1
9/8/2021	Dibromochloromethane	EPA 624	002 Eff	Grab	1	1.5	ug/L	0.35	1
8/2/2021	Ethylbenzene	EPA 624	002 Eff	Grab	1	ND	ug/L	0.41	1
8/2/2021	m,p-Xylene	EPA 624	002 Eff	Grab	1	ND	ug/L	0.29	1
8/2/2021	Methylene chloride	EPA 624	002 Eff	Grab	1	ND	ug/L	0.39	1
8/2/2021	Methyl-t-butyl Ether	EPA 624	002 Eff	Grab	1	ND	ug/L	0.25	1
8/2/2021	Styrene	EPA 624	002 Eff	Grab	1	ND	ug/L	0.26	1
8/2/2021	Tetrachloroethene	EPA 624	002 Eff	Grab	1	ND	ug/L	0.34	1
8/2/2021	Toluene	EPA 624	002 Eff	Grab	1	ND	ug/L	0.36	1
7/7/2021	Total Trihalomethanes	EPA 624	002 Eff	Grab	1	25.2	ug/L	1.2	4
8/2/2021	Total Trihalomethanes	EPA 624	002 Eff	Grab	1	18	ug/L	1.2	4
9/8/2021	Total Trihalomethanes	EPA 624	002 Eff	Grab	1	14	ug/L	1.2	4
8/2/2021	Trans-1,2-dichloroethene	EPA 624	002 Eff	Grab	1	ND	ug/L	0.27	1
8/2/2021	Trichloroethene	EPA 624	002 Eff	Grab	1	ND	ug/L	0.34	1

2021 Annual Priority Pollutant List
Detected in the Full Scan
Influent & Effluent
Quarter 3 Effluent

Date Collected	Parameter	Method	Site	Sample Type	D.F.	Result	Units	MDL	MRL
8/2/2021	Trichlorofluoromethane	EPA 624	002 Eff	Grab	1	ND	ug/L	0.43	1
8/2/2021	Vinyl Chloride	EPA 624	002 Eff	Grab	1	ND	ug/L	0.31	1
8/2/2021	1,2,4-Trichlorobenzene	EPA 625	002 Eff	Composite-Flow	1	ND	ug/L	0.49	1
8/2/2021	1,2-Diphenylhydrazine	EPA 625	002 Eff	Composite-Flow	1	ND	ug/L	0.3	1
8/2/2021	2,4,6-Trichlorophenol	EPA 625	002 Eff	Composite-Flow	1	ND	ug/L	0.22	1
8/2/2021	2,4-Dichlorophenol	EPA 625	002 Eff	Composite-Flow	1	ND	ug/L	0.26	1
8/2/2021	2,4-Dimethylphenol	EPA 625	002 Eff	Composite-Flow	1	ND	ug/L	0.3	1
8/2/2021	2,4-Dinitrophenol	EPA 625	002 Eff	Composite-Flow	1	ND	ug/L	1.9	10
8/2/2021	2,4-Dinitrotoluene	EPA 625	002 Eff	Composite-Flow	1	ND	ug/L	0.18	1
8/2/2021	2,6-Dinitrotoluene	EPA 625	002 Eff	Composite-Flow	1	ND	ug/L	0.27	1
8/2/2021	2-Chloronaphthalene	EPA 625	002 Eff	Composite-Flow	1	ND	ug/L	0.45	1
8/2/2021	2-Chlorophenol	EPA 625	002 Eff	Composite-Flow	1	ND	ug/L	0.28	1
8/2/2021	2-Methyl-4,6-dinitrophenol	EPA 625	002 Eff	Composite-Flow	1	ND	ug/L	1.4	5
8/2/2021	2-Nitrophenol	EPA 625	002 Eff	Composite-Flow	1	ND	ug/L	0.26	1
8/2/2021	3,3'-Dichlorobenzidine	EPA 625	002 Eff	Composite-Flow	1	ND	ug/L	0.99	5
8/2/2021	4-Bromophenyl phenyl ether	EPA 625	002 Eff	Composite-Flow	1	ND	ug/L	0.36	1
8/2/2021	4-Chloro-3-methylphenol	EPA 625	002 Eff	Composite-Flow	1	ND	ug/L	0.23	1
8/2/2021	4-Chlorophenyl Phenyl Ether	EPA 625	002 Eff	Composite-Flow	1	ND	ug/L	0.41	1
8/2/2021	4-Nitrophenol	EPA 625	002 Eff	Composite-Flow	1	ND	ug/L	1.2	5
8/2/2021	Acenaphthene	EPA 625	002 Eff	Composite-Flow	1	ND	ug/L	0.38	1
8/2/2021	Acenaphthylene	EPA 625	002 Eff	Composite-Flow	1	ND	ug/L	0.17	1
8/2/2021	Anthracene	EPA 625	002 Eff	Composite-Flow	1	ND	ug/L	0.12	1
8/2/2021	Benzidine	EPA 625	002 Eff	Composite-Flow	1	ND	ug/L	1.4	10
7/7/2021	Benzo(a)anthracene	EPA 625	002 Eff	Composite-Flow	1	ND	ug/L	0.19	1
8/2/2021	Benzo(a)anthracene	EPA 625	002 Eff	Composite-Flow	1	ND	ug/L	0.19	1
9/8/2021	Benzo(a)anthracene	EPA 625	002 Eff	Composite-Flow	1	ND	ug/L	0.19	1
7/7/2021	Benzo(a)pyrene	EPA 625	002 Eff	Composite-Flow	1	ND	ug/L	0.39	1
8/2/2021	Benzo(a)pyrene	EPA 625	002 Eff	Composite-Flow	1	ND	ug/L	0.39	1
9/8/2021	Benzo(a)pyrene	EPA 625	002 Eff	Composite-Flow	1	ND	ug/L	0.39	1
7/7/2021	Benzo(b)fluoranthene	EPA 625	002 Eff	Composite-Flow	1	ND	ug/L	0.46	1
8/2/2021	Benzo(b)fluoranthene	EPA 625	002 Eff	Composite-Flow	1	ND	ug/L	0.46	1
9/8/2021	Benzo(b)fluoranthene	EPA 625	002 Eff	Composite-Flow	1	ND	ug/L	0.46	1
8/2/2021	Benzo(g,h,i)perylene	EPA 625	002 Eff	Composite-Flow	1	ND	ug/L	0.42	2
8/2/2021	Benzo(k)fluoranthene	EPA 625	002 Eff	Composite-Flow	1	ND	ug/L	0.22	1
8/2/2021	Benzyl Butyl Phthalate	EPA 625	002 Eff	Composite-Flow	1	ND	ug/L	0.18	1
8/2/2021	Bis(2-chloroethoxy)methane	EPA 625	002 Eff	Composite-Flow	1	ND	ug/L	0.25	1
8/2/2021	Bis(2-chloroethyl)ether	EPA 625	002 Eff	Composite-Flow	1	ND	ug/L	0.27	1
8/2/2021	Bis(2-chloroisopropyl)ether	EPA 625	002 Eff	Composite-Flow	1	ND	ug/L	0.38	1

**2021 Annual Priority Pollutant List
Detected in the Full Scan
Influent & Effluent
Quarter 3 Effluent**

Date Collected	Parameter	Method	Site	Sample Type	D.F.	Result	Units	MDL	MRL
7/7/2021	Bis(2-ethylhexyl)phthalate	EPA 625	002 Eff	Composite-Flow	1	ND	ug/L	2.3	4
8/2/2021	Bis(2-ethylhexyl)phthalate	EPA 625	002 Eff	Composite-Flow	1	ND	ug/L	2.3	4
9/8/2021	Bis(2-ethylhexyl)phthalate	EPA 625	002 Eff	Composite-Flow	1	ND	ug/L	2.3	4
7/7/2021	Chrysene	EPA 625	002 Eff	Composite-Flow	1	ND	ug/L	0.19	1
8/2/2021	Chrysene	EPA 625	002 Eff	Composite-Flow	1	ND	ug/L	0.19	1
9/8/2021	Chrysene	EPA 625	002 Eff	Composite-Flow	1	ND	ug/L	0.19	1
7/7/2021	Dibenzo(a,h)anthracene	EPA 625	002 Eff	Composite-Flow	1	ND	ug/L	0.53	2
8/2/2021	Dibenzo(a,h)anthracene	EPA 625	002 Eff	Composite-Flow	1	ND	ug/L	0.53	2
9/8/2021	Dibenzo(a,h)anthracene	EPA 625	002 Eff	Composite-Flow	1	ND	ug/L	0.53	2
8/2/2021	Diethyl phthalate	EPA 625	002 Eff	Composite-Flow	1	ND	ug/L	0.15	1
8/2/2021	Dimethylphthalate	EPA 625	002 Eff	Composite-Flow	1	ND	ug/L	0.18	1
8/2/2021	Di-n-butylphthalate	EPA 625	002 Eff	Composite-Flow	1	ND	ug/L	0.1	1
8/2/2021	Di-n-octylphthalate	EPA 625	002 Eff	Composite-Flow	1	ND	ug/L	0.46	1
8/2/2021	Fluoranthene	EPA 625	002 Eff	Composite-Flow	1	ND	ug/L	0.08	1
8/2/2021	Fluorene	EPA 625	002 Eff	Composite-Flow	1	ND	ug/L	0.35	1
8/2/2021	Hexachlorobenzene	EPA 625	002 Eff	Composite-Flow	1	ND	ug/L	0.49	1
8/2/2021	Hexachlorobutadiene	EPA 625	002 Eff	Composite-Flow	1	ND	ug/L	0.47	1
8/2/2021	Hexachlorocyclopentadiene	EPA 625	002 Eff	Composite-Flow	1	ND	ug/L	0.98	5
8/2/2021	Hexachloroethane	EPA 625	002 Eff	Composite-Flow	1	ND	ug/L	0.5	1
7/7/2021	Indeno(1,2,3-cd)pyrene	EPA 625	002 Eff	Composite-Flow	1	ND	ug/L	0.55	2
8/2/2021	Indeno(1,2,3-cd)pyrene	EPA 625	002 Eff	Composite-Flow	1	ND	ug/L	0.55	2
9/8/2021	Indeno(1,2,3-cd)pyrene	EPA 625	002 Eff	Composite-Flow	1	ND	ug/L	0.55	2
8/2/2021	Isophorone	EPA 625	002 Eff	Composite-Flow	1	ND	ug/L	0.21	1
8/2/2021	Naphthalene	EPA 625	002 Eff	Composite-Flow	1	ND	ug/L	0.49	1
8/2/2021	Nitrobenzene	EPA 625	002 Eff	Composite-Flow	1	ND	ug/L	0.36	1
8/2/2021	N-Nitrosodiphenylamine	EPA 625	002 Eff	Composite-Flow	1	ND	ug/L	0.19	1
7/7/2021	Pentachlorophenol	EPA 625	002 Eff	Composite-Flow	1	ND	ug/L	0.4	1
8/2/2021	Pentachlorophenol	EPA 625	002 Eff	Composite-Flow	1	ND	ug/L	0.4	1
9/8/2021	Pentachlorophenol	EPA 625	002 Eff	Composite-Flow	1	ND	ug/L	0.4	1
8/2/2021	Phenanthrene	EPA 625	002 Eff	Composite-Flow	1	ND	ug/L	0.32	1
8/2/2021	Phenol	EPA 625	002 Eff	Composite-Flow	1	ND	ug/L	0.16	1
8/2/2021	Pyrene	EPA 625	002 Eff	Composite-Flow	1	ND	ug/L	0.25	1
7/7/2021	Total Cyanide	SM4500-CN C/E (LL)	002 Eff	Grab	1	2.7	ug/L	0.7	1
8/2/2021	Total Cyanide	SM4500-CN C/E (LL)	002 Eff	Grab	1	1.2	ug/L	0.7	1
9/8/2021	Total Cyanide	SM4500-CN C/E (LL)	002 Eff	Grab	1	ND	ug/L	0.7	1

**2021 Annual Priority Pollutant List
Detected in the Full Scan
Influent & Effluent**

Quarter 4 Influent

Date Collected	Parameter	Method	Site	Sample Type	D.F.	Result	Units	MDL	MRL
11/3/2021	N-Nitrosodiethylamine	EPA 1625	Raw Inf	Composite-Flow	1	0.022	ug/L	0.007	0.02
11/3/2021	N-Nitrosodimethylamine	EPA 1625	Raw Inf	Composite-Flow	1	0.013	ug/L	0.007	0.02
11/3/2021	N-Nitroso-di-n-propylamine	EPA 1625	Raw Inf	Composite-Flow	1	ND	ug/L	0.012	0.02
11/3/2021	Hg-low level	EPA 1631E	Raw Inf	Composite-Flow	10	0.041	ug/L	0.003	0.01
11/3/2021	Ag	EPA 200.8	Raw Inf	Composite-Flow	1	0.97	ug/L	0.16	1
11/3/2021	As	EPA 200.8	Raw Inf	Composite-Flow	1	1	ug/L	0.15	1
10/11/2021	Cd	EPA 200.8	Raw Inf	Composite-Flow	1	0.14	ug/L	0.042	0.2
11/3/2021	Cd	EPA 200.8	Raw Inf	Composite-Flow	1	0.42	ug/L	0.14	0.5
12/1/2021	Cd	EPA 200.8	Raw Inf	Composite-Flow	1	0.26	ug/L	0.14	0.5
11/3/2021	Cr	EPA 200.8	Raw Inf	Grab	1	6.4	ug/L	0.29	1
10/11/2021	Cu	EPA 200.8	Raw Inf	Composite-Flow	1	64	ug/L	0.23	0.5
11/3/2021	Cu	EPA 200.8	Raw Inf	Composite-Flow	1	61	ug/L	0.16	1
12/1/2021	Cu	EPA 200.8	Raw Inf	Composite-Flow	1	56	ug/L	0.16	1
11/3/2021	Mn	EPA 200.8	Raw Inf	Composite-Flow	1	60	ug/L	0.1	1
11/3/2021	Ni	EPA 200.8	Raw Inf	Composite-Flow	1	5.2	ug/L	0.11	1
10/11/2021	Pb	EPA 200.8	Raw Inf	Composite-Flow	1	1.2	ug/L	0.083	0.2
11/3/2021	Pb	EPA 200.8	Raw Inf	Composite-Flow	1	1.9	ug/L	0.23	1
12/1/2021	Pb	EPA 200.8	Raw Inf	Composite-Flow	1	3.4	ug/L	0.23	1
11/3/2021	Sb	EPA 200.8	Raw Inf	Composite-Flow	1	0.3	ug/L	0.058	1
10/11/2021	Se	EPA 200.8	Raw Inf	Composite-Flow	1	1.1	ug/L	0.067	0.4
11/3/2021	Se	EPA 200.8	Raw Inf	Composite-Flow	1	2.1	ug/L	0.19	1
12/1/2021	Se	EPA 200.8	Raw Inf	Composite-Flow	1	1.6	ug/L	0.19	1
10/11/2021	Zn	EPA 200.8	Raw Inf	Composite-Flow	1	130	ug/L	0.8	10
11/3/2021	Zn	EPA 200.8	Raw Inf	Composite-Flow	10	170	ug/L	16	50
12/1/2021	Zn	EPA 200.8	Raw Inf	Composite-Flow	1	92	ug/L	1.6	5
10/11/2021	Heptachlor	EPA 608	Raw Inf	Composite-Flow	20	ND	ug/L	0.034	0.2
11/22/2021	Heptachlor	EPA 608	Raw Inf	Composite-Flow	10	ND	ug/L	0.017	0.1
11/3/2021	Bromodichloromethane	EPA 624	Raw Inf	Grab	20	ND	ug/L	5.6	20
11/3/2021	Bromoform	EPA 624	Raw Inf	Grab	20	ND	ug/L	6.4	20
11/3/2021	Chloroform	EPA 624	Raw Inf	Grab	20	ND	ug/L	5	20
11/3/2021	Dibromochloromethane	EPA 624	Raw Inf	Grab	20	ND	ug/L	7.6	20

**2021 Annual Priority Pollutant List
Detected in the Full Scan
Influent & Effluent**

Quarter 4 Influent

Date Collected	Parameter	Method	Site	Sample Type	D.F.	Result	Units	MDL	MRL
11/3/2021	N-Nitrosodiethylamine	EPA 1625	Raw Inf	Composite-Flow	1	0.022	ug/L	0.007	0.02
11/3/2021	N-Nitrosodimethylamine	EPA 1625	Raw Inf	Composite-Flow	1	0.013	ug/L	0.007	0.02
11/3/2021	N-Nitroso-di-n-propylamine	EPA 1625	Raw Inf	Composite-Flow	1	ND	ug/L	0.012	0.02
11/3/2021	Hg-low level	EPA 1631E	Raw Inf	Composite-Flow	10	0.041	ug/L	0.003	0.01
11/3/2021	Ag	EPA 200.8	Raw Inf	Composite-Flow	1	0.97	ug/L	0.16	1
11/3/2021	As	EPA 200.8	Raw Inf	Composite-Flow	1	1	ug/L	0.15	1
10/11/2021	Cd	EPA 200.8	Raw Inf	Composite-Flow	1	0.14	ug/L	0.042	0.2
11/3/2021	Cd	EPA 200.8	Raw Inf	Composite-Flow	1	0.42	ug/L	0.14	0.5
12/1/2021	Cd	EPA 200.8	Raw Inf	Composite-Flow	1	0.26	ug/L	0.14	0.5
11/3/2021	Cr	EPA 200.8	Raw Inf	Grab	1	6.4	ug/L	0.29	1
10/11/2021	Cu	EPA 200.8	Raw Inf	Composite-Flow	1	64	ug/L	0.23	0.5
11/3/2021	Cu	EPA 200.8	Raw Inf	Composite-Flow	1	61	ug/L	0.16	1
12/1/2021	Cu	EPA 200.8	Raw Inf	Composite-Flow	1	56	ug/L	0.16	1
11/3/2021	Mn	EPA 200.8	Raw Inf	Composite-Flow	1	60	ug/L	0.1	1
11/3/2021	Ni	EPA 200.8	Raw Inf	Composite-Flow	1	5.2	ug/L	0.11	1
10/11/2021	Pb	EPA 200.8	Raw Inf	Composite-Flow	1	1.2	ug/L	0.083	0.2
11/3/2021	Pb	EPA 200.8	Raw Inf	Composite-Flow	1	1.9	ug/L	0.23	1
12/1/2021	Pb	EPA 200.8	Raw Inf	Composite-Flow	1	3.4	ug/L	0.23	1
11/3/2021	Sb	EPA 200.8	Raw Inf	Composite-Flow	1	0.3	ug/L	0.058	1
10/11/2021	Se	EPA 200.8	Raw Inf	Composite-Flow	1	1.1	ug/L	0.067	0.4
11/3/2021	Se	EPA 200.8	Raw Inf	Composite-Flow	1	2.1	ug/L	0.19	1
12/1/2021	Se	EPA 200.8	Raw Inf	Composite-Flow	1	1.6	ug/L	0.19	1
10/11/2021	Zn	EPA 200.8	Raw Inf	Composite-Flow	1	130	ug/L	0.8	10
11/3/2021	Zn	EPA 200.8	Raw Inf	Composite-Flow	10	170	ug/L	16	50
12/1/2021	Zn	EPA 200.8	Raw Inf	Composite-Flow	1	92	ug/L	1.6	5
10/11/2021	Heptachlor	EPA 608	Raw Inf	Composite-Flow	20	ND	ug/L	0.034	0.2
11/22/2021	Heptachlor	EPA 608	Raw Inf	Composite-Flow	10	ND	ug/L	0.017	0.1
11/3/2021	Bromodichloromethane	EPA 624	Raw Inf	Grab	20	ND	ug/L	5.6	20
11/3/2021	Bromoform	EPA 624	Raw Inf	Grab	20	ND	ug/L	6.4	20

**2021 Annual Priority Pollutant List
Detected in the Full Scan
Influent & Effluent**

Date Collected	Parameter	Method	Site	Sample Type	D.F.	Result	Units	MDL	MRL
11/3/2021	Chloroform	EPA 624	Raw Inf	Grab	20	ND	ug/L	5	20
11/3/2021	Dibromochloromethane	EPA 624	Raw Inf	Grab	20	ND	ug/L	7.6	20
11/3/2021	Total Trihalomethanes	EPA 624	Raw Inf	Grab	1	ND	ug/L	1.2	4

**2021 Annual Priority Pollutant List
Detected in the Full Scan
Influent & Effluent**

Quarter 4 Influent

Date Collected	Parameter	Method	Site	Sample Type	D.F.	Result	Units	MDL	MRL
10/11/2021	Benzo(a)anthracene	EPA 625	Raw Inf	Composite-Flow	10	ND	ug/L	1.9	10
11/3/2021	Benzo(a)anthracene	EPA 625	Raw Inf	Composite-Flow	10	ND	ug/L	1.9	10
12/1/2021	Benzo(a)anthracene	EPA 625	Raw Inf	Composite-Flow	10	ND	ug/L	1.9	10
10/11/2021	Benzo(a)pyrene	EPA 625	Raw Inf	Composite-Flow	10	ND	ug/L	1.3	10
11/3/2021	Benzo(a)pyrene	EPA 625	Raw Inf	Composite-Flow	10	ND	ug/L	1.3	10
12/1/2021	Benzo(a)pyrene	EPA 625	Raw Inf	Composite-Flow	10	ND	ug/L	1.3	10
10/11/2021	Benzo(b)fluoranthene	EPA 625	Raw Inf	Composite-Flow	10	ND	ug/L	1.4	10
11/3/2021	Benzo(b)fluoranthene	EPA 625	Raw Inf	Composite-Flow	10	ND	ug/L	1.4	10
12/1/2021	Benzo(b)fluoranthene	EPA 625	Raw Inf	Composite-Flow	10	ND	ug/L	1.4	10
10/11/2021	Bis(2-ethylhexyl)phthalate	EPA 625	Raw Inf	Composite-Flow	10	ND	ug/L	23	40
11/3/2021	Bis(2-ethylhexyl)phthalate	EPA 625	Raw Inf	Composite-Flow	10	ND	ug/L	23	40
12/1/2021	Bis(2-ethylhexyl)phthalate	EPA 625	Raw Inf	Composite-Flow	10	ND	ug/L	23	40
10/11/2021	Chrysene	EPA 625	Raw Inf	Composite-Flow	10	ND	ug/L	1.9	10
11/3/2021	Chrysene	EPA 625	Raw Inf	Composite-Flow	10	ND	ug/L	1.9	10
12/1/2021	Chrysene	EPA 625	Raw Inf	Composite-Flow	10	ND	ug/L	1.9	10
10/11/2021	Dibenzo(a,h)anthracene	EPA 625	Raw Inf	Composite-Flow	10	ND	ug/L	0.8	20
11/3/2021	Dibenzo(a,h)anthracene	EPA 625	Raw Inf	Composite-Flow	10	ND	ug/L	0.8	20
12/1/2021	Dibenzo(a,h)anthracene	EPA 625	Raw Inf	Composite-Flow	10	ND	ug/L	0.8	20
11/3/2021	Diethyl phthalate	EPA 625	Raw Inf	Composite-Flow	10	ND	ug/L	1.5	10
11/3/2021	Di-n-butylphthalate	EPA 625	Raw Inf	Composite-Flow	10	ND	ug/L	2.4	10
10/11/2021	Indeno(1,2,3-cd)pyrene	EPA 625	Raw Inf	Composite-Flow	10	ND	ug/L	1.2	20
11/3/2021	Indeno(1,2,3-cd)pyrene	EPA 625	Raw Inf	Composite-Flow	10	ND	ug/L	1.2	20
12/1/2021	Indeno(1,2,3-cd)pyrene	EPA 625	Raw Inf	Composite-Flow	10	ND	ug/L	1.2	20
10/11/2021	Pentachlorophenol	EPA 625	Raw Inf	Composite-Flow	10	ND	ug/L	1.9	10
11/3/2021	Pentachlorophenol	EPA 625	Raw Inf	Composite-Flow	10	ND	ug/L	1.9	10
12/1/2021	Pentachlorophenol	EPA 625	Raw Inf	Composite-Flow	10	ND	ug/L	1.9	10
11/3/2021	Phenol	EPA 625	Raw Inf	Composite-Flow	10	ND	ug/L	1.6	10
10/11/2021	Total Cyanide	SM4500-CN C/E (LL)	Raw Inf	Grab	1	2	ug/L	0.7	1
11/3/2021	Total Cyanide	SM4500-CN C/E (LL)	Raw Inf	Grab	1	0.74	ug/L	0.7	1
12/1/2021	Total Cyanide	SM4500-CN C/E (LL)	Raw Inf	Grab	1	2.1	ug/L	0.7	1

**2021 Annual Priority Pollutant List
Detected in the Full Scan
Influent & Effluent**

Quarter 4 Effluent

Date Collected	Parameter	Method	Site	Sample Type	D.F.	Result	Units	MDL	MRL
11/3/2021	N-Nitrosodiethylamine	EPA 1625	002 Eff	Composite-Flow	1	0.019	ug/L	0.0007	0.002
11/3/2021	N-Nitrosodimethylamine	EPA 1625	002 Eff	Composite-Flow	1	0.046	ug/L	0.0007	0.002
11/3/2021	N-Nitroso-di-n-propylamine	EPA 1625	002 Eff	Composite-Flow	1	ND	ug/L	0.0012	0.002
11/3/2021	Hg-low level	EPA 1631E	002 Eff	Composite-Flow	1	0.0004	ug/L	0.0001	5E-04
11/3/2021	Ag	EPA 200.8	002 Eff	Composite-Flow	1	ND	ug/L	0.16	1
11/3/2021	As	EPA 200.8	002 Eff	Composite-Flow	1	0.69	ug/L	0.15	1
10/11/2021	Cd	EPA 200.8	002 Eff	Composite-Flow	1	ND	ug/L	0.042	0.2
11/3/2021	Cd	EPA 200.8	002 Eff	Composite-Flow	1	0.17	ug/L	0.14	0.5
12/1/2021	Cd	EPA 200.8	002 Eff	Composite-Flow	1	ND	ug/L	0.14	0.5
11/3/2021	Cr	EPA 200.8	002 Eff	Grab	1	1.4	ug/L	0.29	1
10/11/2021	Cu	EPA 200.8	002 Eff	Composite-Flow	1	5.5	ug/L	0.23	0.5
11/3/2021	Cu	EPA 200.8	002 Eff	Composite-Flow	1	13	ug/L	0.16	1
12/1/2021	Cu	EPA 200.8	002 Eff	Composite-Flow	1	6.6	ug/L	0.16	1
11/3/2021	Mn	EPA 200.8	002 Eff	Composite-Flow	1	1.5	ug/L	0.1	1
11/3/2021	Ni	EPA 200.8	002 Eff	Composite-Flow	1	3.7	ug/L	0.11	1
10/11/2021	Pb	EPA 200.8	002 Eff	Composite-Flow	1	ND	ug/L	0.083	0.2
11/3/2021	Pb	EPA 200.8	002 Eff	Composite-Flow	1	1.5	ug/L	0.23	1
12/1/2021	Pb	EPA 200.8	002 Eff	Composite-Flow	1	0.73	ug/L	0.23	1
11/3/2021	Sb	EPA 200.8	002 Eff	Composite-Flow	1	0.71	ug/L	0.058	1
10/11/2021	Se	EPA 200.8	002 Eff	Composite-Flow	1	0.27	ug/L	0.067	0.4
11/3/2021	Se	EPA 200.8	002 Eff	Composite-Flow	1	1.3	ug/L	0.19	1
12/1/2021	Se	EPA 200.8	002 Eff	Composite-Flow	1	0.98	ug/L	0.19	1
10/11/2021	Zn	EPA 200.8	002 Eff	Composite-Flow	1	48	ug/L	0.8	10
11/3/2021	Zn	EPA 200.8	002 Eff	Composite-Flow	1	72	ug/L	1.6	5
12/1/2021	Zn	EPA 200.8	002 Eff	Composite-Flow	1	57	ug/L	1.6	5
10/11/2021	Heptachlor	EPA 608	002 Eff	Composite-Flow	1	ND	ug/L	0.01	0.01
11/22/2021	Heptachlor	EPA 608	002 Eff	Composite-Flow	1	ND	ug/L	0.01	0.01
10/11/2021	Bromodichloromethane	EPA 624	002 Eff	Grab	1	1.9	ug/L	0.44	1
11/3/2021	Bromodichloromethane	EPA 624	002 Eff	Grab	1	5.4	ug/L	0.44	1

**2021 Annual Priority Pollutant List
Detected in the Full Scan
Influent & Effluent**

Date Collected	Parameter	Method	Site	Sample Type	D.F.	Result	Units	MDL	MRL
12/1/2021	Bromodichloromethane	EPA 624	002 Eff	Grab	1	3.7	ug/L	0.44	1
10/11/2021	Bromoform	EPA 624	002 Eff	Grab	1	ND	ug/L	0.27	1
11/3/2021	Bromoform	EPA 624	002 Eff	Grab	1	ND	ug/L	0.27	1

**2021 Annual Priority Pollutant List
Detected in the Full Scan
Influent & Effluent**

Quarter 4 Effluent

Date Collected	Parameter	Method	Site	Sample Type	D.F.	Result	Units	MDL	MRL
11/3/2021	Bromoform	EPA 624	002 Eff	Grab	1	ND	ug/L	0.27	1
12/1/2021	Bromoform	EPA 624	002 Eff	Grab	1	ND	ug/L	0.27	1
10/11/2021	Chloroform	EPA 624	002 Eff	Grab	1	7.5	ug/L	0.29	1
11/3/2021	Chloroform	EPA 624	002 Eff	Grab	1	11	ug/L	0.29	1
12/1/2021	Chloroform	EPA 624	002 Eff	Grab	1	8.4	ug/L	0.29	1
10/11/2021	Dibromochloromethane	EPA 624	002 Eff	Grab	1	0.43	ug/L	0.35	1
11/3/2021	Dibromochloromethane	EPA 624	002 Eff	Grab	1	1.8	ug/L	0.35	1
12/1/2021	Dibromochloromethane	EPA 624	002 Eff	Grab	1	1	ug/L	0.35	1
10/11/2021	Total Trihalomethanes	EPA 624	002 Eff	Grab	1	9.4	ug/L	1.2	4
11/3/2021	Total Trihalomethanes	EPA 624	002 Eff	Grab	1	18.2	ug/L	1.2	4
12/1/2021	Total Trihalomethanes	EPA 624	002 Eff	Grab	1	13.1	ug/L	1.2	4
10/11/2021	Benzo(a)anthracene	EPA 625	002 Eff	Composite-Flow	1	ND	ug/L	0.19	1
11/3/2021	Benzo(a)anthracene	EPA 625	002 Eff	Composite-Flow	1	ND	ug/L	0.19	1
12/1/2021	Benzo(a)anthracene	EPA 625	002 Eff	Composite-Flow	1	ND	ug/L	0.19	1
10/11/2021	Benzo(a)pyrene	EPA 625	002 Eff	Composite-Flow	1	ND	ug/L	0.39	1
11/3/2021	Benzo(a)pyrene	EPA 625	002 Eff	Composite-Flow	1	ND	ug/L	0.39	1
12/1/2021	Benzo(a)pyrene	EPA 625	002 Eff	Composite-Flow	1	ND	ug/L	0.39	1
10/11/2021	Benzo(b)fluoranthene	EPA 625	002 Eff	Composite-Flow	1	ND	ug/L	0.46	1
11/3/2021	Benzo(b)fluoranthene	EPA 625	002 Eff	Composite-Flow	1	ND	ug/L	0.46	1
12/1/2021	Benzo(b)fluoranthene	EPA 625	002 Eff	Composite-Flow	1	ND	ug/L	0.46	1
10/11/2021	Bis(2-ethylhexyl)phthalate	EPA 625	002 Eff	Composite-Flow	1	ND	ug/L	2.3	4
11/3/2021	Bis(2-ethylhexyl)phthalate	EPA 625	002 Eff	Composite-Flow	1	ND	ug/L	2.3	4
12/1/2021	Bis(2-ethylhexyl)phthalate	EPA 625	002 Eff	Composite-Flow	1	ND	ug/L	2.3	4
10/11/2021	Chrysene	EPA 625	002 Eff	Composite-Flow	1	ND	ug/L	0.19	1
11/3/2021	Chrysene	EPA 625	002 Eff	Composite-Flow	1	ND	ug/L	0.19	1
12/1/2021	Chrysene	EPA 625	002 Eff	Composite-Flow	1	ND	ug/L	0.19	1
10/11/2021	Dibenzo(a,h)anthracene	EPA 625	002 Eff	Composite-Flow	1	ND	ug/L	0.15	2
11/3/2021	Dibenzo(a,h)anthracene	EPA 625	002 Eff	Composite-Flow	1	ND	ug/L	0.15	2
12/1/2021	Dibenzo(a,h)anthracene	EPA 625	002 Eff	Composite-Flow	1	ND	ug/L	0.15	2
11/3/2021	Diethyl phthalate	EPA 625	002 Eff	Composite-Flow	1	ND	ug/L	0.35	1
11/3/2021	Di-n-butylphthalate	EPA 625	002 Eff	Composite-Flow	1	ND	ug/L	0.34	1
10/11/2021	Indeno(1,2,3-cd)pyrene	EPA 625	002 Eff	Composite-Flow	1	ND	ug/L	0.25	2

**2021 Annual Priority Pollutant List
Detected in the Full Scan
Influent & Effluent**

Quarter 4 Effluent

Date Collected	Parameter	Method	Site	Sample Type	D.F.	Result	Units	MDL	MRL
11/3/2021	Indeno(1,2,3-cd)pyrene	EPA 625	002 Eff	Composite-Flow	1	ND	ug/L	0.25	2
12/1/2021	Indeno(1,2,3-cd)pyrene	EPA 625	002 Eff	Composite-Flow	1	ND	ug/L	0.25	2
10/11/2021	Pentachlorophenol	EPA 625	002 Eff	Composite-Flow	1	ND	ug/L	0.4	1
11/3/2021	Pentachlorophenol	EPA 625	002 Eff	Composite-Flow	1	ND	ug/L	0.4	1
12/1/2021	Pentachlorophenol	EPA 625	002 Eff	Composite-Flow	1	ND	ug/L	0.4	1
11/3/2021	Phenol	EPA 625	002 Eff	Composite-Flow	1	ND	ug/L	0.81	1
10/11/2021	Total Cyanide	SM4500-CN C/E (LL)	002 Eff	Grab	1	1.3	ug/L	0.7	1
11/3/2021	Total Cyanide	SM4500-CN C/E (LL)	002 Eff	Grab	1	1	ug/L	0.7	1
12/1/2021	Total Cyanide	SM4500-CN C/E (LL)	002 Eff	Grab	1	ND	ug/L	0.7	1

City of Glendale



CITY OF GLENDALE, CALIFORNIA

**Fire Department
FIRE PREVENTION BUREAU
Industrial Wastewater Program**

780 Flower Street
Glendale, CA 91201-3057
Ph: 818-548-4810
www.glendaleca.gov

February 11th, 2022

Timeyin Dafeta, Division Manager
Industrial Waste Management Division
Bureau of Sanitation, City of Los Angeles
2714 Media Center Drive
Los Angeles, CA 90065

Attention: E. Escobar

Subject: Annual Pretreatment Compliance Report
January 1, 2021 – December 31, 2021

Gentlemen:

Enclosed herewith, is the 2021 Annual Pretreatment Compliance Report as required by the Los Angeles Regional Water Board.

Please contact me with any questions regarding this report at (818) 548-4810.

Best Regards,

A handwritten signature in blue ink, appearing to read "Jovan Diaz".

Jovan Diaz
Principal Fire Environmental Specialist

Enclosure: 2021 Annual PCI Report



Table of Contents

	PAGE
Certification	3
Chapter 1 – Executive Summary	4
Chapter 2 – Significant Changes to the Operation of the Pretreatment Program	5
Chapter 3 – Significant Industrial Users (SIUs) Inventory	7
Chapter 4 – SIU Compliance and Monitoring Data Requirements	7
Chapter 5 – Summary of Enforcement Activities	9
Chapter 6 – Budget and Equipment Purchases	9
Chapter 7 - Public Participation Activities	10



CITY OF GLENDALE, CALIFORNIA
Fire Department
FIRE PREVENTION BUREAU
Industrial Wastewater Program

780 Flower Street
Glendale, CA 91201-3057
Ph. 818-548-4810
www.glendaleca.gov

2021 Annual City of Glendale Pretreatment Compliance Certification Report

I certify under the penalty of law that this document and all attachments were prepared under my direction or supervision in accordance with a system designed to assure that qualified personnel properly gather and evaluate the information submitted. Based on my inquiry of the person or persons who manage the system, or those persons directly responsible for gathering the information, I certify that the information submitted is, to the best of my knowledge and belief, true, accurate, and complete. I am aware that there are significant penalties for submitting false information, including the possibility of fine and imprisonment for knowing violations.

A handwritten signature in blue ink, appearing to read "Jovan Diaz", written over a horizontal line.

Jovan Diaz
Principal Fire Environmental Safety Specialist

02/11/2022
Date



CITY OF GLENDALE, CALIFORNIA

Fire Department
FIRE PREVENTION BUREAU
Industrial Wastewater Program

780 Flower Street
Glendale, CA 91201-3057
Ph: 818-548-4810
www.glendaleca.gov

Chapter 1

EXECUTIVE SUMMARY 2021 ANNUAL PRETREATMENT COMPLIANCE REPORT JANUARY 1 – DECEMBER 31, 2021

The City of Glendale Annual Pretreatment Report to the City of Los Angeles Department of Public Works, Bureau of Sanitation, in compliance with the City of Los Angeles NPDES permit.

This report covers the period between January 1, 2021 to December 31, 2021.

Significant Changes

In 2021 the industrial wastewater program continued to operate under covid-19 safety guidelines. Unlike 2020, the Bureau was fully open with no restrictions. All inspections the Bureau conducted were in person. This also included waste water sampling of the city's flumes, significant industrial users, and categorical facilities.

The city renewed industrial wastewater operational permits to four categorical locations and four significant industrial users.

Effectiveness of the Pretreatment Program

The City of Glendale oversees wastewater pretreatment activities for all industrial businesses in the city limits. The program is managed by the Fire Prevention Bureau and is assisted by other city departments. Industrial waste pretreatment activities are coordinated with the Certified Unified Program Agency (CUPA) activities, also managed by the Fire Department. There are six categorical industrial waste and four non-categorical Significant Industrial User (SIU) facilities in the City.



CITY OF GLENDALE, CALIFORNIA

Fire Department
FIRE PREVENTION BUREAU
Industrial Wastewater Program

780 Flower Street
Glendale, CA 91201-3057
Ph: 818-548-4810
www.glendaleca.gov

CHAPTER 2

Significant Changes to the Operation of the Pretreatment Program

Permitting

Permitting of industrial wastewater discharger operates occurs on an annual renewal basis. Renewals invoices are sent out in November to existing businesses for issuance of operational permits of the subsequent year. The permits issued are part of the Bureaus consolidated permit and can consist of industrial waste, CUPA and fire activities.

This year, we renewed the industrial wastewater permits to four categorical facilities and four significant industrial user facilities.

Throughout the year, the Bureau uses various mechanisms to determine if new businesses in the city of Glendale are required to be in the industrial wastewater program. During the plan check/permit process, the Bureau works in cooperation with the Public Works, Water and Power, and Community Development Departments to identify facilities that may contribute industrial waste to the sewer system. Pretreatment units, industrial discharges exceeding 200 gallons per day, commercial buildings with cooling towers, evaporation condensers or other recirculating water devices with rated capacity greater than 25 tons, self-service laundries with washing machines of greater than 20-pounds' capacity or exceeding maximum allowance of four machines with maximum capacity of 50-pound capacity will require to have a plumbing and industrial waste plan check and obtain an Industrial Waste Permit from the Fire Department.

The California Environmental Reporting System (CERS), CalEPA's statewide web-based system that supports the electronic exchange of required Unified Program information among businesses, local governments and the U.S. EPA, in particular the Hazardous Materials Business Plans (HMBP's) and associated data entry is quarterly reviewed for new business that might require a Unified Program permit and an industrial wastewater permit and plan review. In most cases, plan reviews are not needed because the new businesses identified are solely due to new ownership. The Unified Program permittees that commonly require an industrial wastewater permit are: auto repair shops, auto body repair shops, dental, jewelry manufactures, and breweries.

At the end of 2021, we began performing a survey of locations that might have had ownership changes and are not in the CERS, such as carwash only operations. We will continue with that survey in 2022 and assess IW activity.

There are approximately 1000 active Industrial Wastewater Permits in the City. During the reporting period the City issued 45 new Industrial Wastewater Permits.



Public Education

The Fire Department's updated its website which includes industrial waste and environmental management information, it is updated on a regular base. As a result, the public can view and obtain city forms, permit applications and public education material from the website.

Staffing

During calendar year 2021, the Fire Prevention Bureau hired two new Fire Prevention Inspectors. Although, the fire prevention inspectors will inspect fire and life safety occupancy's they will get limited industrial wastewater training and relief inspectors involved with industrial waste of some of their fire and life safety inspections. Staff assigned to the industrial waste water program remains the same.

Deletions, Additions, and Name Change to SIU List

SIU Name	Type	Address	Deletion/Addition/Name Change
None			



Significant Industrial Users Inventory

There are six categorical industrial waste and four non-categorical Significant Industrial User (SIU) facilities in the City.

Electroplating	40 CFR 413	2 (1 Zero Discharge)
Steam Electric	40 CFR 423	1
Metal Finishing	40 CFR 433	3
Non-Categorical	SIU's	<u>4</u>
	Total	10

CHAPTER 4

SIU Compliance and Monitoring Data Requirements

Pursuant to Title 40 Code of Federal Regulations Part 403 (40 CFR 403), this office has reviewed the City's 2021 EPA Annual Pretreatment Compliance Report and has determined that NO Categorical or Significant Industrial Users to be in Significant Non-Compliance, as defined in 40 CFR 403.8(f)(2)(vii).

The City of Glendale is required under 40 CFR 403.8(f)(2)(vii) to provide public notification of Categorical or Significant Industrial Users which were considered to be significantly violating applicable pretreatment Standards or other Pretreatment Requirements.

COMPLIANCE SUMMARY TABLE

- 1 (a) The total number of SIU's which are in SNC with pretreatment compliance schedules during the reporting period (SSNC);
- 0 (b) The total number of Notice of Violation and Administrative Order issue against SIU's during the reporting period (FENF);
- 0 (c) The total number of Civil and Criminal Judicial Actions filed against SIU's during the reporting period (JUDI);
- 0 (d) The number of SIU's which were published as being in SNC during the reporting period (SVPU); and
- 0 (e) The IU's from which penalties were collected during the reporting period.

Summary of Industries



CITY OF GLENDALE, CALIFORNIA

Fire Department
FIRE PREVENTION BUREAU
 Industrial Wastewater Program

780 Flower Street
 Glendale, CA 91201-3057
 Ph. 818-548-4810
 www.glendaleca.gov

Quantity	Significant Industrial User	Category	Description
1.	GCG 608 Ruberta Ave Glendale, CA 91201	413	Electroplating
2.	Automation Plating 927 Thompson Ave Glendale, CA 91201	433 (Changed from 413)	Metal Finishing
3.	Pennoyer-Dodge 6628 San Fernando Rd Glendale, CA 91201	413	Electroplating (Zero Discharge)
4.	City of Glendale GWP Steam Plant 800 Air Way Glendale, CA 91201	423	Steam Electric Power Plant
5.	Glenair 1400 Airway Glendale, CA 91201	433 (New Source)	Metal Finishing
6.	Automation Plating 902 Thompson Ave Glendale, CA 91201	433	Metal Finishing
7.	GWP Lower Scholl Canyon Landfill 3001 Scholl Canyon Rd Glendale, CA 91206	Non- Categorical	Landfill
8.	Lower Scholl Canyon Landfill LACoPubWorks 3001 Scholl Canyon Rd Glendale, CA 91206	Non- Categorical	Landfill
9.	GWP Upper Scholl Canyon Landfill 3001 Scholl Canyon Rd Glendale, CA 91206	Non- Categorical	Landfill
10.	Upper Scholl Canyon Landfill LA CoPubWorks 3001 Scholl Canyon Rd Glendale, CA 91206	Non- Categorical	Landfill Trash runoff

Summary of Non-Compliance

Pursuant to Title 40 Code of Federal Regulations Part 403 (40 CFR 403), we have reviewed the City's 2021 EPA Annual Pretreatment Compliance Report and determined that one Categorical



or Significant Industrial Users were in Significant Non-Compliance, as defined in 40 CFR 403.8(f)(2)(vii) during the reporting period.

No penalties were collected during the reporting period.

CHAPTER 5

Summary of Enforcement Activities

The City follows the guidelines of its inspection and enforcement policy and implements an organized program to inspect and investigate when necessary instances of noncompliance.

There are a range of administrative actions including issuance of Notices of Violation (NOV) that the City implements in a progressive manner.

No enforcement action was taken during this reporting period.

CHAPTER 6

Budget and Equipment Purchases

Pretreatment Program Budget

The Industrial Waste Pretreatment Program is incorporated into the overall Environmental Management Program / CUPA Program budget administered by the Fire Department.

The department purchased the following equipment for the IW Program:

1. Nitrile gloves for sampling (case)
2. Teflon coated sampling beaker weighted (2)
3. Eyewash Station

CHAPTER 7

PUBLIC PARTICIPATION ACTIVITIES

Training



Five inspectors and two managers attended the Annual CUPA Conference in February 2021, which was done remotely.

Staff attends training courses, professional meetings and advisory group meetings on a regular basis. This regular attendance keeps the Bureau abreast of new polices practices and regulations.

The Bureau has assigned its most senior inspector to provide in house training to newer inspectors. The in house training consists of the minimum:

1. Permit requirements
2. Sampling protocols and procedures
3. Sample report analysis (Self-monitoring and POTW)
4. Updating internal forms: Slug discharge, TOMP, Baseline Report, IW Permits

Public Participation

The Fire Prevention Bureau interacts regularly with local businesses, building owners and management staff regarding local regulations, environmental protection and industrial waste management requirements.

The City hosts a Household Hazardous Waste round up twice weekly for residents of Glendale and La Canada Flintridge. During their visit residents are informed of many environmental friendly options and provided with educational materials regarding environmental protection, storm water education and other best management practices.

City of Santa Monica



Public Works Department
Office of the Director

January 12, 2022

Ms. Barbara Romero
Industrial Waste Management Division
Department of Public Works
2714 Media Center Drive
Los Angeles, CA 90065

Dear Ms. Romero:

Attached is the 2021 Annual Report for the City of Santa Monica's Pretreatment Program. This submittal meets pretreatment reporting requirements of the U.S. Environmental Protection Agency (EPA), Region IX and the State of California Regional Water Quality Control Board, Region IV.

This report includes information regarding our significant categorical industrial users, significant non-categorical industrial users, and other permitted regular industrial users. Types of specific information include sampling, inspection, enforcement, significant changes, current SIU list, budget, public participation and compliance status of industrial users.

Any questions regarding these reports or the status of the program may be directed to George Rodriguez at (310) 458 8235.

Sincerely,

A handwritten signature in blue ink, appearing to read "Rick Valte", is written over a horizontal line.

Rick Valte
Director of Public Works

Enclosures

TABLE OF CONTENTS

TABLE OF CONTENTS	2
CERTIFICATION.....	3
PCS Data Entry Form.....	4
Chapter 1 - Executive Summary	5
Chapter 2 - Significant Changes in the Operation of the Pretreatment Program.....	11
Chapter 3 - Significant Industrial Users Inventory	13
Chapter 4 – SIU Compliance and Monitoring Requirements Data	14
Chapter 5 – Summary of Enforcement Activities	33
Chapter 6 – Budget and Equipment Purchases	37
Chapter 7 – Public and Business Outreach Activities.....	38
Attachment A: Analytical Results for SM-1 and LA-1	
Attachment B: Clean Bay Program Brochure	
Attachment C: SSO Distribution Map	

CITY OF SANTA MONICA
PRETREATMENT ANNUAL REPORT 2021

CERTIFICATION

Sewer Authority Name City of Santa Monica

Report Date February 15, 2021

Period Covered by This Report 01/01/2021- to 12/31/2021
Period Covered by Previous Report 01/01/2020 to 12/31/2020

Name of Wastewater Treatment Plant Flows discharge to City of Los Angeles- Hyperion Treatment Plant

NPDES Permit Number N/A

Person to contact concerning information contained in this report:

Name George Rodriguez
Title Water Resources Protection Programs Coordinator
Mailing Address 2500 Michigan Avenue
Santa Monica, CA 90404
Telephone Number (310) 458-8235

I certify under penalty of law that this document and all attachments were prepared under my direction or supervision in accordance with a system designed to assure that qualified personnel properly gather and evaluate the information submitted. Based on my inquiry of the person or persons who manage the system, or those persons directly responsible for gathering the information, the information submitted is, to the best of my knowledge and belief, true, accurate, and complete. I am aware that there are significant penalties for submitting false information, including the possibility of fine and imprisonment for knowing violations.

Rick Valte Director, Public Works

Date

CITY OF SANTA MONICA
PRETREATMENT ANNUAL REPORT 2019

PCS Data Entry Form

Contract City: CITY OF SANTA MONICA

PPS1

POTW Name: CITY OF LOS ANGELES

NPDES Permit #: CA0109991

Period Covered by This Report: 01/01/2021(PSSD)
Start Date

12/31/2021(PSED)
End Date

=====

Number of Significant Industrial Users in SNC with Pretreatment Compliance Schedule:

0 (SSNC)

Number of Notices of Violation and Administrative Orders Issued Against Significant Industrial Users:

0 (FENF)

Number of Civil & Criminal Judicial Actions Significant Industrial Users:

0 (JUDI)

Number of Significant Industrial Users with Significant Violations published:

0 (SVPU)

Number of Industrial Users of which Penalties have been collected:

0 (UPN)

Chapter 1 - Executive Summary

The City of Santa Monica (City) is submitting this Annual report in compliance with Pretreatment Reporting Requirements set forth by the National Pollutant Discharge Elimination System (NPDES) permit of the City of Los Angeles NO. CA0109991. As agreed, this report shall be submitted to the City of Los Angeles for incorporation into their

general report, which in turn will be submitted to the Los Angeles Regional Water Quality Control Board (LARWQCB) and then to the USEPA Region 9.

The City of Santa Monica's Annual report consists of the following:

1. Table of Contents
2. Certifications
3. PCS Data Entry Forms
4. Executive Summary
5. Significant changes in the operation of the Pretreatment Program
6. Significant Industrial Users (SIUs) Inventory
7. SIU compliance and Monitoring Requirements Data
8. Summary of Enforcement Activities – SIU and Regular IUs
9. Budget and Equipment Purchases
10. Public Participation Activities

This report covers January 1, 2021, through December 31, 2021.

Effectiveness of the program

The City of Santa Monica's Pretreatment Program continues to be very effective. Since 1987, the City has had substantial reductions in heavy metal concentrations in its wastewater because of the ongoing development and expansion of its Pretreatment Program.

The City maintains a sampling and flow monitoring station at the boundary with Los Angeles where wastewater leaving Santa Monica are sampled on a quarterly basis. The location is designated SM-1 and is located at 3110 Main Street. A second, up-system sample location (LA-1) assesses flow and characteristics of wastewater as it enters Santa Monica at a location adjacent to the Pacific Coast Highway (PCH) at 415 Palisades Beach Road. Samples are taken quarterly from January through December of each calendar year. Sampling for 2021 was conducted during the months of February, June, July, and October. Analytical results for both locations are included as **Attachment A**.

The City contracts quarterly data collection at both LA-1 and SM-1 to an environmental consulting service company, ADS Environmental Services. Weck Laboratories (Weck) performs laboratory analysis for the City. Weck conducts sample analysis for both in-house and contracted sampling events. Sampling is performed by the City's Water Resources Division staff. The LA-1 and SM-1 locations are equipped with dedicated Sigma model SD900 samplers. As part of the monitoring program, adjustments are made as necessary to the sample probe configuration at both locations to ensure reliable sample volume capture. Regular maintenance is performed on the samplers and the flow sensors at each location.

Pursuant to existing regulations, the City updates its Sustainable City Plan, as needed. The Sustainable City Plan takes a citywide and regional approach to protecting and preserving the environment. As part of the Sustainable City Plan, the City has implemented a proactive strategy towards pollution prevention by collaborating with nonprofit organizations, businesses, and residents, and by sponsoring local events and funding projects that make a positive impact to the local environment. The City continues to develop its pollution prevention outreach material related to its various programs and sustainability objectives. In conjunction with these efforts, all commercial businesses that require monitoring by Federal, State, or local regulations are issued a wastewater permit.

The City has updated its Sanitary Sewer Management Plan (SSMP), as required by the Statewide General Waste Discharge Requirements, and the most recent update was dated June of 2017. The City is enrolled in the State Water Resources Control Board Waste Discharge Requirements and has implemented routine electronic reporting of sanitary sewer overflows (SSOs). All electronic reporting is further supplemented by telephonic and e-mail reporting to appropriate agencies.

The City has worked with the City of Los Angeles by partnering and sharing information when needed. The City has hosted contract city meetings in the past.

Upset, Interference, Pass Through Incidents

There were no system upsets, interference or pass through incident reports during the reporting period of January 1, 2021 through December 31, 2021, other than SSOs, which are reported to State agencies.

Wastewater Discharge

The City discharges approximately 11.9 million gallons of wastewater per day into the City of Los Angeles collection system for treatment at the Hyperion Water Reclamation Facility. Approximately 28% of the flow originates from commercial and industrial sector, which includes everything non-residential.

IU inventory Updates

The City of continues to update its permitted facility inventory through a number of methods:

1. Business License referrals: City business license staff now sends new business license permit application lists in an excel spreadsheet for review by pretreatment program staff.
2. Field Reconnaissance: Pretreatment program staff routinely survey commercial sectors for new permittees.

3. Field Inspections: Routine inspection by pretreatment program staff of existing permitted business.
4. Inter-Departmental Referrals: Referrals from other City departments such as the Fire Department, Water Division, City Business License, Wastewater Division, Building and Safety, Environmental Programs, Santa Monica Sustainable City, and the public.

Permitting

Currently, the City has approximately 942 permits issued to various IUs. The City has completed streamlining its permitting and permit renewal process by partnering with the City's Business License Department. Beginning in July 2013, applicants for a business license in the City were required to complete a standardized facility survey, which identifies any new businesses that may need an industrial wastewater permit (IWP) and pretreatment device. Based on the facility survey, those applicants that will likely require an IWP are further screened by the completion of a short self-certification questionnaire. The self-certification questionnaire establishes a preliminary permit classification and determines the preliminary annual permit fee, which the applicant pays up front as part of business license process. A subsequent field inspection verifies the information on both the facility survey and self-certification questionnaire. Any necessary adjustments to the permit classification and related fees are entered by the inspector into the data base system for follow up. Once in the City business license system, the annual permit issuance and fee collection are automated and tied to the issuance of the applicant's business license. This process provides the IU with a single point of contact for payment for their various City required permits and licenses. Because the annual IWP fee is collected up front as a prerequisite of obtaining a City business license, it greatly reduces the potential for unpaid accounts and ancillary costs associated with processing multiple permit invoice mailings and other program related notices throughout the year.

Significant Industrial Users (SIUs)

All IUs in the City that meet the following criteria are permitted as SIUs.

1. SIUs must adhere to both Federal and local requirements
2. All IUs subject to Categorical Pretreatment Standards under 40 CFR 403.6 and 40 CFR Chapter I, subchapter N.
3. Any IU that discharges an average of 25,000 gallons per day of process wastewater.
4. IU has the potential to adversely affect POTW operation.

Currently the City has no SIUs that fit the full regulatory definition. However, the City does track some facilities as an "SIU" (e.g. Boeing groundwater remediation site, Rose Avenue stormwater diversion, etc.).

Regular IUs

IUs that are not tracked as SIUs are issued streamlined permits that outline General Provisions – referencing SMMC Sections 5.20.040 and 5.20.050. These sections reference discharge prohibitions and specific pollutant limitations respectively. They also include inspection procedures, procedures for notification of slug loads or spills, suspension and revocation of permits. Special Provisions, Wastewater Discharge Limitations, which detail treatment device requirements, record maintenance of hazardous waste hauling records and pumping manifests; as well as Pollution Prevention – Best Management Practice (BMP) listing for each type of business; Urban Runoff Spill Prevention, Control, and Clean-up; and a Reference List of important agency contacts and phone numbers are also discussed. Regular IUs must also adhere to local limits outlined in the Santa Monica Municipal Code, Chapter 5.20.

Routine Surveillance, Inspection, and Sampling

To verify compliance with permit requirements, the City conducts random inspection, sampling, and surveillance as needed. The inspection and sampling objectives for SIUs are to sample at least once per year, more often for categorical industrial users. The City ensures adherence with permit requirements by thorough inspections and by effluent sampling. Permit violations identified via routine inspections or through complaints received from the public are documented for follow up and clearance. Joint inspections and investigations, when necessary, may also be conducted in conjunction with other agencies, such as Los Angeles County Fire Department, Health Hazardous Materials Division, Los Angeles County Health Department, City of Los Angeles Department of Public Works, Bureau of Sanitation, and the Federal Bureau of Investigation (FBI).

Sampling may be conducted both at on-site treatment devices, and at off-site downstream and or upstream locations in relation to a facility’s discharge connection to the sanitary sewer system. All laboratory testing is in accordance with procedures outlined in 40 CFR 136. Samples can be taken in either the form of a time composite, flow composite, or grab sample. Analysis for pH is conducted in the field utilizing a calibrated pH-metering device and may also be analyzed by a contract analytical laboratory.

Sampling Frequency

The City samples using the following sampling frequency for identified IUs:

Electroplaters (<10,000 gpd)	Once per 1 st & 3 rd Qtr
Federal & local limits	Once per 2 nd & 4 th Qtr
Local Limits only	Once/quarter
Electroplaters (>10,000 gpd)	Once/quarter
Other CIUs including zero-discharge holders	Once/quarter
Non-categorical SIUs.....	Annually

City SIU self-monitoring program requirements:

Electroplaters (<10,000 gpd).....	Semi-annually
Electroplaters (>10,000 gpd).....	Monthly
Other CIUs (< 10,000 gpd).....	Bi-monthly
Other CIUs (> 10,000 gpd).....	Monthly
Non-categorical SIUs.....	Semi-annually

As of this report date only non-categorical SIU's are permitted in the City.

There are various self-monitoring requirements for regular IUs that are contained in permits and are identified based on completed facility surveys. If needed, sampling is increased based on compliance or enforcement actions.

SIU Self-Monitoring

The City's pretreatment program requires that SIUs and regular IUs submit self-monitoring reports in instances where the SIU samples more frequently than their permit requires (e.g. process sampling or sampling required by another agency). Pretreatment program staff is assigned specific SIUs to ensure that proper monitoring is completed by the IU. Self-monitoring reports are checked for accuracy in terms of proper analytical methods outlined in 40 CFR 136, use of a State of California certified laboratory, sampling for proper limits outlined in permits, and verification of compliance with local limits. Total wastewater flows are reported on the self-monitoring report. Self-monitoring can take different forms such as the zero-discharge compliance report, which does not require actual sampling, but does require that a facility consistently comply with pretreatment standards by not discharging any regulated process wastewater into the sewer or storm drain system. Enforcement actions are taken when self-monitoring reports indicate a violation. SIUs are required to notify the City and re-sample within 30 days upon verification of a violation. Analysis for pH is conducted in the field utilizing a calibrated pH metering device and may also be analyzed by a fixed analytical laboratory.

Multi-jurisdictional Agreement

The City of Santa Monica participates in contract cities meeting and periodically hosts the meetings. The City manages its own pretreatment program and has adopted its own Industrial Wastewater Control Ordinance. The City conducts outfall monitoring according to requirements outlined in the current multi-jurisdictional agreement and additionally performs monitoring for the City of Los Angeles at Outfall LA-1.

Staff Training/Certification

The City's pretreatment program staff stays current and knowledgeable of regulations and new developments by completing in-house training and attending conferences and

workshops.

Staff is certified through the California Water Environment Association's (CWEA) Environmental Compliance Inspector Certification Program, which requires certificate holders meet educational requirements as well as pass a certification exam. The pretreatment program currently has funding for four full-time staff members. There are presently three staff working in the program. One member holds a Grade II CWEA Environmental Compliance Inspector certification and one is a Grade III and one is a Grade IV. Staff also attends third party professional conferences, HAZWOPER 8-hr refresher courses and safety workshops provided by the City Risk Management Division.

Chapter 2 - Significant Changes in the Operation of the Pretreatment Program

Sanitary Sewer Overflow (SSO) Program

There have been no significant changes in the operation of the pretreatment program for this reporting period. Currently, the City has an effective SSO response plan and BMPs in place that limit the impacts SSOs might otherwise have on receiving waters. A staff database is maintained for tracking and documenting SSO locations and discharge amounts.

The City has successfully implemented the current WDR Sewer System Management Plan components. The City has a comprehensive reporting program, overflow emergency response program, operation and maintenance program, and grease and oil control program.

The City is well positioned to respond and implement requirements of the WDR and most recently revised its SSMP in June 2017.

The City filed its Notice of Intent (NOI) before the November 2, 2006 deadline and has completed the required State online SSO Questionnaire. The NOI means that the City has agreed to comply with the terms of the statewide general waste discharge requirements for sanitary sewer systems. Legally Responsible Owner (LRO) and Data Submitter registration was completed in December 2006.

Delinquent Accounts

Payments for Industrial Wastewater Permit fees, if any, are currently due 30 days from their billing dates. As noted earlier, all new and existing permit holders, with a few exceptions, now pay their annual IWP fees up front at the same time they obtain their annual City business license. For those Industrial Waste accounts, which also have water meters, notices are sent out stating that their water can be turned off for nonpayment. The new permitting system, which collects annual permit fees upfront, has virtually eliminated the potential for past due accounts going forward. Historic past due accounts are being addressed on a case-by-case basis and should be completely resolved by the end of the fiscal year.

Enforcement Tools

The City follows a progressive form of enforcement. Easily correctable deficiencies are handled by verbal warning or a field issued Notice of Correction. Formal enforcement begins with a Notice of Violation (NOV) and can escalate to an Administrative Citation. Protracted non-attainment of compliance is handled through a Corrective Action Notice and/or Show Cause meetings with the discharger. The City's Enforcement Response Plan (ERP) is updated, as needed, in consultation with the Office of the Santa Monica City Attorney.

Enforcement Activities

There were no significant enforcement activities for any SIUs during the reporting period.

Chapter 3 - Significant Industrial Users Inventory

The SIU list is continually reviewed and updated as necessary. Below is the inventory of SIUs for 2021. Currently, there are 8 “SIUs” issued permits, two of which are urban runoff/stormwater diversion structures (items #4 and #5) that are being tracked as SIUs for record keeping purposes. Two new facilities (as of 2020) were added to the SIU inventory; Arcadia Water Treatment Plant and the Sustainable Water Infrastructure Project (SWIP) Treatment Plant.

<u>SIU NAME</u>	<u>PERMIT NUMBER</u>
1. Providence St. John’s Hospital Health Care Center 1328 22 nd Street Santa Monica, CA 90404	57-5910-02 57-5919-01
2. Santa Monica UCLA Hospital 1225 15 th Street Santa Monica, CA 90404	57-5912-02 57-5916-01
3. Santa Monica College 1900 Pico Blvd. Santa Monica, CA 90405	57-5901-01 57-5902-01
4. Ashland Ave Drain Diversion 103 Ashland Ave Santa Monica, CA 90405	57-5908-01
5. Rose Ave Drain Diversion 300 Rose Ave. Santa Monica, CA 90405	57-5909-01
6. Boeing SVET System 2950 28 th Street Santa Monica, CA 90405	57-5923-01
7. SWIP - Advanced Water Treatment Facility 1771 Main Street Santa Monica, CA 90401	61-1010-01
8. Arcadia Water Treatment Plant 1228 Bundy Drive Los Angeles, CA 90025	61-1006-01

Chapter 4 – SIU Compliance and Monitoring Requirements Data

The tables on the following pages summarize the SIU compliance and monitoring requirements data. The tables are as follows: Table 1- SIU Process and Treatment, Table 2 –SIU Violations, Table 3 – SIU Monitoring Requirements.

Inspections of both SIU and regular IUs during the time period of January 1, 2021 through December 31, 2021 totaled 470. Samples for the same reporting period for SIUs, regular IUs, and outfall sewer monitoring totaled 50.

TABLE 1 - 2021 ANNUAL SIGNIFICANT INDUSTRIAL USER COMPLIANCE STATUS REPORT - PROCESS AND TREATMENT

SIU NAME	PERMIT NUMBER	FLOW GPD	CATEGORY	PROCESS	TREATMENT IN PLACE
PROVIDENCE ST JOHN'S HEALTH CENTER 1328 22ND STREET SANTA MONICA, CA 90404	57-5910.02 57-5919.01	43,383 combined	SIU	X-RAY LABS, VARIOUS OTHER LABS, LAUNDRY CAFETERIA, BOILERS, COOLING TOWERS	REC, PH OZ, SRC
SANTA MONICA UCLA HOSPITAL 1225 15 TH STREET SANTA MONICA, CA 90405	57-5912.01 57-5913.01	47,719 combined for both lines	SIU	VARIOUS LABS, CAFETERIA, BOILERS, COOLING TOWERS	REC, PH, SRC
SANTA MONICA COLLEGE 1900 PICO BLVD SANTA MONICA, CA 90405	57-5901.01 57-5902.01	20,865 combined	SIU	PHOTOGRAPHY DEPT., CHEMISTRY AND BIOLOGY LABS, ART DEPT.	REC,/S,SRC

TABLE 1- 2021 ANNUAL SIGNIFICANT INDUSTRIAL USER COMPLIANCE STATUS REPORT - PROCESS & TREATMENT

SIU NAME	PERMIT NUMBER	FLOW GPD	CATEGORY	PROCESS	TREATMENT IN PLACE
ASHLAND AVE. DRAIN DIVERSION 103 ASHLAND AVE. SANTA MONICA, CA 90405	57-5908.01	4,192	SIU	URBAN RUNOFF	SCRN, P/S
ROSE AVE. DRAIN DIVERSION 300 ROSE AVE. SANTA MONICA, CA 90405	57-5909.01	15,373	SIU	URBAN RUNOFF	SCRN, P/S
THE BOEING COMPANY SVET SYSTEM 2950 28 TH ST. SANTA MONICA, CA 90405	57-5923.01	11.2	SIU	SOIL REMEDIATION	SVET, CARBON ABSORPTION
SWIP AWTF 1771 Main Street Santa Monica, CA 90401	61-1010-01	0	SIU	Treatment Plant	MBR, reverse osmosis (RO), and advanced oxidation potential (AOP)
Arcadia WTP 1228 Bundy Drive Los Angeles, CA 90025	61-1006-01	1,000,000	SIU	Water Distribution Plant	Reverse Osmosis

TABLE 2 – 2021 ANNUAL SIGNIFICANT INDUSTRIAL USER COMPLIANCE STATUS REPORT – VIOLATIONS

SIU NAME	PERMIT NUMBER	FED VIOL	TOT PARA SAMP	FEDERAL COMP RATE	PARA TYPE VIOL	SNC FED	LOC VIOL	TOT PARA SAMP	LOCAL COMP RATE	PARA TYPE VIOL FED	PARA TYPE VIO LOC	SNC LOC	SNC
----------	---------------	----------	---------------	-------------------	----------------	---------	----------	---------------	-----------------	--------------------	-------------------	---------	-----

			FED		FED			LOC					
SAINT JOHN'S HOSPITAL AND HEALTH CARE CENTER SANTA MONICA, CA 90404	57-5910.01 57-5919-01	0	N/A	N/A	N/A	N	0	38	1.0000	0	0	N	N
SANTA MONICA UCLA HOSPITAL 1212 15 TH ST. SANTA MONICA, CA 9040	57-5912.02 57-5916.01	0	N/A	N/A	N/A	N	0	38	1.0000	0	0	N	N
SANTA MONICA COLLEGE 1900 PICO BLVD SANTA MONICA, CA 90405	57-5901.01 57-5902-01	0	N/A	N/A	N/A	N	0	40	1.0000	0	0	N	N

TABLE 2 – 2021 ANNUAL SIGNIFICANT INDUSTRIAL USER COMPLIANCE STATUS REPORT – VIOLATIONS

SIU NAME	PERMIT NUMBER	FED VIOL	TOT PARA SAMP FED	FEDERAL COMP RATE	PARA TYPE VIOL FED	SNC FED	LOC VIOL	TOT PARA SAMP LOC	LOCAL COMP RATE	PARA TYPE VIO FED	PARA TYPE VIOL LOC	SNC LOC	SNC
ASHLAND AVE. DRAIN DIVERSION 103 ASHLAND AVE. SANTA MONICA, CA 90405	57-5908.01	0	N/A	N/A	N/A	N	0	40	1.0000	0	N	N	N
ROSE AVE. DRAIN DIVERSION 300 ROSE AVE. SANTA MONICA, CA 90405	57-5909.01	0	N/A	N/A	N/A	N	0	40	1.0000	0	N	N	N
BOEING CO. SVET 2950 28TH ST. SANTA MONICA, CA 90405	57-5923.01	0	N/A	N/A	N/A	N	0	38	1.0000	0	N	N	N
SWIP AWTF 1771 Main Street Santa Monica, CA 90401	61-1010-01	0	N/A	N/A	N/A	N	0	N/A	1.0000	0	N	N	N
Arcadia WTP 1228 Bundy Drive Los Angeles, CA 90025	61-1006-01	0	N/A	N/A	N/A	N/A	0	46	1.0000	0	N	N	N

TABLE 3 – 2021 ANNUAL SIGNIFICANT INDUSTRIAL USER MONITORING REQUIREMENTS REPORT

SIU NAME	PERMIT NUMBER	POTW 1/YR	POTW PARAMETER FEDERAL	POTW PARAMETER LOCAL	INSPECT	IU SELF 2/YR	IU PARAMETER FEDERAL	IU PARAMETER LOCAL	TTO
----------	---------------	-----------	------------------------	----------------------	---------	--------------	----------------------	--------------------	-----

SAINT JOHN'S HOSPITAL AND HEALTH CARE CENTER 1328 22 ND STREET SANTA MONICA, CA 90404	57-5910-02 57-5919-01	Y Y Y Y Y	N/A N/A N/A N/A N/A	All local-none missed	1	N/A N/A N/A N/A N/A	N/A	All local, VOCs - none missed	N/A N/A
SANTA MONICA UCLA HOSPITAL 1225 15 TH ST. SANTA MONICA, CA 90404	57-5912.02 57-5916.01	Y Y	N/A N/A	All local-none missed	1	N/A N/A	N/A N/A	All local, total sulfides, mercury- none missed	N/A N/A
SANTA MONICA COLLEGE 1900 PICO BLVD SANTA MONICA, CA 90405	57-5901.01 57-5902.01	Y Y	N/A N/A	All local-none missed	1	N/A N/A	N/A N/A	All local – none missed	N/A
Arcadia WTP 1228 Bundy Drive Los Angeles, CA 90025	61-1006-01	Y	N/A	All local-none missed	1	N/A	N/A	All local, sulfides, VOCs, SVOCs	
SWIP AWTF 1771 Main Street Santa Monica, CA 90401	61-1010-01	Y	N/A	N/A	1	N/A	N/A	All local, sulfides, VOCs, SVOCs	

TABLE 3 – 2021 ANNUAL SIGNIFICANT INDUSTRIAL USER MONITORING REQUIREMENTS REPORT

SIU NAME	PERMIT NUMBER	POTW 1/YR	POTW PARAMETER FEDERAL	POTW PARAMETER LOCAL	INSPECT	IU SELF 2/YR	IU PARAMETER FEDERAL	IU PARAMETER LOCAL	TTO
ASHLAND AVE DRAIN DIVERSION 103 ASHLAND AVE SANTA MONICA, CA 90405	57-5908-01	Y	N/A	N/A	1	Y	N/A	All local in permit–VOC's & SVOC's–none missed	N/A
ROSE AVE DRAIN DIVERSION 300 ROSE AVE SANTA MONICA, CA 90405	57-5909-01	Y	N/A	N/A	1	Y	N/A	All local in permit–VOC's & SVOC's–none missed	N/A
BOEING CO. SVET 2950 28 TH ST. SANTA MONICA, CA 90405	57-5923-01	Y	N/A	N/A	1	Y	N/A	All local including VOCs & SVOCS (EPA 624 & EPA 625), MTBE, TPH- diesel and gasoline– none missed	N/A

DEFINITION OF TERMS FOR TABLES

1. DEFINITION OF TERMS FOR TABLES 1, 2, AND 3

- (a) SIU NAME: name of industry e.g. Metal Finishing, Inc.
- (b) SIU ADDRESS: optional e.g. 1900 Industry Way Model City, ST 99999
- (c) PERM NUM: sewer connection/process identifier. The POTW may provide the industrial user's permit number(s) if each connection is permitted separately or the industrial user's connection number(s) if included separately in one permit. e.g. 92-11-040C
- (d) FLOW: the average flow discharged through the connection in gallons per day e.g. 2,000
- (e) CATEGORY: the applicable category and subpart in Part 40 of the code of Federal Regulations (40 CFR). For an outfall with more than one category/subpart, these may be listed on separate lines. e.g. 433A PSES or SIU (for non-categorical significant industrial users)
- (f) PROCESS: the principle process performed at the industry e.g. zinc plating
- (g) TREATMENT IN PLACE: the type of wastewater treatment in place e.g. P/S (for precipitation and settling)
- (h) FED VIOL: combined number of parameters which violated federal standards when measured using EPA approved sampling (grab samples for oil & grease, pH, cyanide, phenols, sulfide, and volatile organics; composite samples for metals) and EPA approved test procedures (at 40 CFR 136.3) during the year e.g. 4 (for an industry which violated the limit for copper twice and the limit for chromium twice during the year).

NOTE: Where the POTW requires that the industry perform self-monitoring, all valid industrial user self-monitoring data must be used in determining industrial user compliance.

- (i) SAMP PARA: total number of parameters used to determine compliance with federal standards e.g. 44 (for an industry which was sampled for 8 federal parameters 3 times the year and 2 federal parameters an additional 10 times).

NOTE: Total Toxic Organics (TTO) shall be considered one parameter for federally regulated industries which list the organics to be included as TTO (e.g. Metal Finishing) The parameters shall be considered separately for those industries with specific limits per organic (e.g. Organic Chemicals, Synthetics, Plastics, and Fibers category).

- (j) COMPLY RATE: compliance with federal standards expressed as a decimal to 4 places e.g. 0.9091 (for an industry with 4 violations out of 44 parameters = $1 - [4/44]$)

- (k) VIOL TYPE: the parameters which violated federal standards at least once during the year when measured using EPA approved test procedures e.g. CN ZN CR
- (l) MODEL PERF: a determination of the performance of the industry as compared to the percentage compliance of a "model" industry with federal standards e.g. Y (Currently, the percentages for comparison are being determined by the model IU study. The data will be made available as soon as the results of the study become available. This field should be left blank in the annual report until the data results are made available.)
- (m) LOC VIOL: combined number of parameters, which violated local limits during the year e.g. 2 (for an industry, which violated the local limit for copper once and fluoride once during the year)
- (n) SAMP PARA: total number of parameters analyzed throughout the year to determine compliance with local limits e.g. 12 (for an industry, which was sampled for 6 local parameters twice during the year)
- (o) COMPLY RATE: compliance with local standards expressed as a decimal to 4 places e.g. 0.8333 (for an industry with 2 violations out of 12 parameters= $1-[2/12]$)
- (p) VIOL TYPE: the parameters which violated federal standards at least once during the year e.g. NH3 O&G
- (q) MODEL PERF: a determination of the industry as compared to the percentage compliance of a "model" industry with regards to local limits

E.g. YN (Currently, a percentage for comparison against a standard is not being developed for this element. This field should be left blank in the report. The percentages - data element "o" - will give an overall indication of the ability of industries to the local limits.)
- (r) SNC: whether or not the industry is in significant noncompliance (SNC) as defined by 40 CFR 403.8(f)(2)(viii). A separate listing with the reasons for SNC should be provided for those industries which are in significant noncompliance for reasons other than effluent violations (e.g. report submitted over 30 days late).

LIST OF ABBREVIATIONS:

ABBREV	TREATMENT	TYPES
ADS	adsorption	activated carbon adsorption resin adsorption
BATCH BIO	batch treatment of waste water	biological treatment activated sludge lagoons digestion digestion stabilization ponds trickling filters
CENT CHOX	centrifugation chemical oxidation	dissolved sulfide oxidation organic oxidation
/S	clarification only	basic settling chambers mixer clarifiers plate settlers grease interceptor
COAL COAG CLG CN CNP	coalescence coagulation cooling cyanide destruction cyanide precipitation	sodium hypochlorite ferrous-sulfate precipitation oxidation
DCHLR DIAL	dechlorination dialysis	electro dialysis donnan dialysis/coupled transport
DIATM DIST REGEN RECOV SVET	diatomaceous earth filtration distillation electrochemical regeneration electrolytic recovery Soil Vapor Extraction Treatment	

LIST OF ABBREVIATIONS:

ABBREV	TREATMENT	TYPES
EW	electrolytic cell processes	electrowinning
EMUL	emulsion breaking	chemical heat physical
EVAP	evaporation/condenser	
EQUAL	flow equalization	
FILT	filtration	granular media
UF		ultrafiltration/ microfiltration
FLOT		flotation gas(dissolved/air/flotation)gas chemical
FLOC	flocculation	
GRIND	grinding	
CR	hexavalent chromium redn	
XAN	insoluble xanthate starch	
IX	ion exchange	ion exchange with or without backwash
FE	iron co-precipitation	
LNT	lint trap	
GRS	grease interceptor	
PH	neutralization	
NONE	none	
ODOR	odor removal	
TOX	organic oxidation	
OZ	oxidation	oxidation by ozone
P	precipitation	alkali precipitation ferrous sulfate precipitation high pH precipitation sulfide precipitation

LIST OF ABBREVIATIONS:

ABBREV	TREATMENT	TYPES
P/S	precipitation & settling	
REC	precious metal recovery	
REDN	reduction	chemical reduction other than Cr
RO	reverse osmosis	
CC	rinsing	countercurrent
DEAD		
SAND	filter	
SCRN	screening	
O/W	skimming (oil)	automatic manual
DH20	sludge dewatering	belt filter centrifuge drying beds filter press thermal drying
THCK	sludge thickening	centrifugal floating gravity
XTRCT	solvent extraction	inorganic organic
SRC	source control	
STR	stripping	air steam
()	treatment for side stream	

2. Monitoring requirements data

- (a) SIU NAME: name of industry e.g. Metal Finishing, Inc.
- (b) PERM NUM: sewer connection/process identifier (for example a permit number if each connection is permitted separately or the connection number if included separately in one permit) e.g. 92-11-040C
- (c) POTW: did the POTW sample for all the regulated parameters at least once during the year (or in the case of POTWs which perform all monitoring in lieu of IU self-monitoring, did the POTW sample for all regulated parameters at least three times during the year)? Y or N. Alternately, the number of sampling events for all regulated parameters may be provided.
- (d) PARAMETERS: list of the regulated parameters not sampled by the POTW at least once during the year (or in the case of POTWs which perform all monitoring in lieu of self-monitoring, did the POTW sample for all regulated parameters at least three times during the year) e.g. CN TTO.
- (e) INSPECT: did the POTW perform a site visit to the industry and verify the sources and nature of all discharges to the sewer system at least once during the year? Y or N. Alternately, the number of inspections per facility may be provided.
- (f) IU SELF: did the industrial user monitor for all the regulated parameters at least twice during year? Y,N, or NA. Not applicable (NA), may be used to indicate that the POTW does all the required sampling in lieu of the industrial user.
- (g) PARAMETERS: list of the regulated parameters not sampled by the industrial user at least twice during the year (if applicable) NH3 FL.
- (h) TTO: for industries which follow for a solvent management plan in lieu of monitoring for TTO (e.g. Metal finishing industries), does the industry certify that they are implementing their toxic organic management plan? Y,N or N/A.

SUMMARY OF NON-COMPLIANCE BY CATEGORY BASED ON POTW SAMPLES

40 CFR	Category	% Non-compliance	
		Federal	Local
413	Electroplating	0	0
413 & 433	Electroplating & Metal Finishing	0	0
414	Organic Chemicals, Plastics, and Synthetic Fibers	0	0
415	Inorganic Chemicals Mfg.	0	0
419	Petroleum Refining	0	0
420	Iron & Steel Mfg.	0	0
421	Nonferrous Metals Mfg.	0	0
423	Steam Electric Power Generation	0	0
425	Leather Tanning & Finishing	0	0
429	Timber Products Processing	0	0
430	Pulp, Paper, and Paperboard	0	0
433	Metal Finishing	0	0
439	Pharmaceutical Mfg.	0	0
455	Pesticide Chemicals	0	0
461	Battery Mfg.	0	0
463	Plastics Molding & Forming	0	0
464	Metal Molding/Casting	0	0
465	Coil Coating (Can Making)	0	0
466	Porcelain Enameling	0	0
467	Aluminum Forming	0	0
468	Copper Forming	0	0
469	Electrical and Electronic Components	0	0

SUMMARY OF NON-COMPLIANCE BY CATEGORY BASED ON INDUSTRIAL USER SAMPLES

40 CFR	Category	% Non-compliance	
		Federal	Local
413	Electroplating	0	0
413&433	Electroplating & Metal Finishing	0	0
414	Organic Chemicals, Plastics, and Synthetic Fibers	0	0
415	Inorganic Chemicals Mfg.	0	0
419	Petroleum Refining	0	0
420	Iron & Steel Mfg.	0	0
421	Nonferrous Metals Mfg.	0	0
423	Steam Electric Power Generation	0	0
425	Leather Tanning & Finishing	0	0
429	Timber Products Processing	0	0
430	Pulp, Paper, and Paperboard	0	0
433	Metal Finishing	0	0
439	Pharmaceutical Mfg.	0	0
455	Pesticide Chemicals	0	0
461	Battery Mfg.	0	0
463	Plastics Molding & Forming	0	0
464	Metal Molding/Casting	0	0
465	Coil Coating (Can Making)	0	0
466	Porcelain Enameling	0	0
467	Aluminum Forming	0	0
468	Copper Forming	0	0
469	Electrical and Electronic Components	0	0

SUMMARY OF NON-COMPLIANCE FOR CATEGORICAL INDUSTRIAL USERS

Number of Categorical Industrial Users			0
Violators of:	Combined	POTW Sampling	IU Self-Monitoring
Federal Limits (Number)	0	0	0
Federal Limits (%)	0	0	0
Local Limits (Number)	0	0	0
Local Limits (%)	0	0	0
Significant Non-Compliance:			
Federal Limits			0
Local Limits			0
Number of CIUs Sampled by POTW			0
For Federal Discharge Limits			0
For Local Discharge Limits			0
CIUs Required to Self-Report			0
Reports Due			0
Reports Received			0
Report Delinquent			0

**SUMMARY OF NON-COMPLIANCE FOR
NON-CATEGORICAL SIGNIFICANT INDUSTRIAL USERS**

Number of Non-Categorical SIUs			8
Violators(# of SIUs) of :	Combined	POTW Sampling	IU Self- Monitoring
	0	0	0
Local Limits (Number)	0	0	0
Local Limits (%)	0%(0 of 8 SIUs)	0 % (0 of 8 SIUs)	0%(0 of 8 SIUs)
Number of SIUs sampled by POTW			8
SIUs required to self-report			0
Reports Due			0
Reports Received			0
Reports Delinquent			0

Chapter 5 – Summary of Enforcement Activities

The City follows the guidelines of its Enforcement Response Plan (ERP) when determining the appropriate enforcement response. This provides an organized approach, when investigating instances of noncompliance by IUs that are associated with discharges or potential discharges to the POTW, storm drain system, or waters of the state.

During the period of January 1, 2021 through December 31, 2021, there were several nontechnical violations. There were 18 Notice of Corrections (NOCs) generated related to various nontechnical issues observed during a walk-through inspection. These NOCs have all been resolved. The subject NOCs are detailed below.

SIU Enforcement Summary

There were no enforcement actions for any SIU facilities during the reporting period of January 1, 2021 to December 31, 2021.

Non-SIUs

Examples of NOCs/NOVs & Pending

On March 2, 2021, The Lobster Restaurant at 1602 Ocean Avenue, received an NOC for not servicing the grease interceptor enough. The NOC was resolved within two weeks of North receiving the notice.

On April 1, 2021, American Family Dental at 1044 Pico Boulevard, received an NOC for not having a compliant amalgam separator installed. The NOC was resolved within a month as the practice installed a compliant separator.

On June 30, 2021, the property located at 211 Arizona Avenue, was issued an NOC for improper documentation of grease trap service. The restaurant complied with the Notice and provided a record of service. The NOC was resolved.

On August 6, 2021, Avis Car Rental at 1027 Broadway, was issued an NOC for not having a compliant car detailing area in place. Avis installed some temporary Best Management Practices until a longer-term solution can be reached. The site is in tentative compliance.

On September 17, 2021, Sushi Hanashi, located at 1925 Lincoln Boulevard, was issued an NOC for improper documentation of grease interceptor service. The restaurant complied with the Notice and provided a record of service. The NOC was resolved.

Sanitary Sewer Overflows (SSOs)

There were 29 SSOs in the City during this reporting period. Of these, 11 were located on City main lines and the remaining 18 were on private laterals. Of the total number of SSOs, 19 (i.e. 66%) were caused by root intrusion. Of those on City mains, eight (8) were caused by root intrusion.

On January 6, 2021 an SSO occurred at 1318 Ozone Avenue. 10 gallons was discharged from a private clean out. None of the spill reached a storm drain. The cause of the overflow was rags blocking the private lateral. Relevant agencies were notified.

On January 13, 2021, an SSO occurred at 1002 Marine Avenue. Six (6) gallons was discharged from a private cleanout. None of the spill reached a storm drain. The cause of the overflow was root intrusion in the private line. Relevant agencies were notified.

On January 26, 2021, an SSO occurred at 511 Ashland Avenue. 550 gallons was discharged from a City manhole. 500 gallons of the spill reached a storm drain. The cause of the overflow was a blockage of roots and shale. Relevant agencies were notified.

On February 9, 2021, an SSO occurred at 3124 Frederick Avenue. 16 gallons was discharged from a City manhole. None of the spill reached a storm drain. The cause of the overflow was a general debris blockage in the main line. Relevant agencies were notified.

On February 24, 2021, an SSO occurred at 523 Euclid Street. 692 gallons was discharged from a private clean out. 192 gallons of the spill reached a storm drain. The impacted area was cleaned, and the spill was collected and returned to the sanitary sewer. Relevant agencies were notified.

On March 7, 2021, an SSO occurred at 16th Place and California Avenue. 1400 gallons was discharged from a City manhole and a laundry area on private property. 50 gallons was estimated to have reached a storm drain. The spill was caused by root intrusion in the City main line. Relevant agencies were notified.

On March 10, 2021, an SSO occurred at 1015 24th Street. 415 gallons was discharged from a City manhole. All of the spill reached a storm drain; the flow was returned to the sewer as diversions were in place to capture the sewage. The overflow was caused by severe root intrusion in the City main line. Relevant agencies were notified.

On April 18, 2021 an SSO occurred at 1221 Michigan Avenue. 25 gallons was discharged from a private cleanout. None of the spill reached a storm drain. The overflow was caused by root intrusion in the private lateral line. Relevant agencies were notified.

On April 27, 2021, an SSO occurred at 936 21st Street. 40 gallons was discharged from a private cleanout. None of the spill reached a storm drain. The overflow was caused by root intrusion in the private lateral. Relevant agencies were notified.

On April 28, 2021 an SSO occurred at 1744 10th Street. 10 gallons was discharged from a clean

out on private property. Some of the spill reached a storm drain but was recovered as diversions were in operation. The blockage was caused by root intrusion in the City's mainline. Relevant agencies were notified.

On May 4, 2021, an SSO occurred at 851 2nd Street. Five (5) gallons was discharged from a clean out on private property. None of the spill reached a storm drain. The overflow was caused by general debris in the private lateral. Relevant agencies were notified.

On May 26, 2021, an SSO occurred at 2500 Centinela Avenue. 2225 gallons was discharged from City manhole. 250 gallons reached a storm drain. The cause of the blockage was root intrusion in the City main line. All of the spill was returned to the sanitary sewer; diversions were in place. Relevant agencies were notified.

On May 27, 2021, an SSO occurred at the 1112 19th Street. 10 gallons was discharged from a clean out on private property. None of the spill reached a storm drain. The overflow was caused by root intrusion in the private lateral. Relevant agencies were notified.

On June 16, 2021, an SSO occurred at 2500 Michigan Avenue. 1585 gallons was discharged from a broken sewer line on property. None of the spill reached a storm drain. The overflow was caused by contractor inadvertently shearing the line. Relevant agencies were notified.

On June 19, 2021, an SSO occurred at the 2510 Main Street. 150 gallons was discharged from inside a retail building. None of the spill reached a storm drain. The overflow was caused by root intrusion in the City main line. Relevant agencies were notified.

On July 3, 2021, an SSO occurred at the 1112 19th Street. 30 gallons was discharged from clean out on private property. None of the spill reached a storm drain. The overflow was caused by root intrusion in the private lateral line. Relevant agencies were notified.

On August 2, 2021, an SSO occurred at the 1233 Franklin Avenue. 20 gallons was discharged from clean out on private property. None of the spill reached a storm drain. The overflow was caused by root intrusion in the private lateral line. Relevant agencies were notified.

On August 16, 2021, an SSO occurred at the 2731 4th Street. 50 gallons was discharged from clean out on private property. None of the spill reached a storm drain. The overflow was caused by root intrusion in the private lateral line. Relevant agencies were notified.

On August 29, 2021, an SSO occurred at the 2645 4th Street. 100 gallons was discharged from a clean out on private property. None of the spill reached a storm drain. The overflow was caused by root intrusion in the private lateral line. Relevant agencies were notified.

On August 30, 2021, an SSO occurred at the 608 Idaho Avenue. 70 gallons was discharged from clean out on private property. None of the spill reached a storm drain. The overflow was caused by root intrusion in the private lateral line. Relevant agencies were notified.

On September 8, 2021, an SSO occurred at the 937 6th Street. 60 gallons was discharged from

a clean out on private property. None of the spill reached a storm drain. The overflow was caused by root intrusion in the private lateral line. Relevant agencies were notified.

On September 20, 2021, an SSO occurred at the 901 Montana Avenue. 40 gallons was discharged from clean out on private property. Five (5) gallons of the spill reached a storm drain. The overflow was caused by excessive ragging in the private lateral line. Relevant agencies were notified.

On September 30, 2021, an SSO occurred at the 2031 Wilshire Boulevard. 200 gallons was discharged from a clean out on private property. 50 gallons of the spill reached a storm drain. The overflow was caused by FOG deposition in the private lateral line. Relevant agencies were notified.

On October 10, 2021, an SSO occurred at the 2026 Hill Street. 415 gallons was discharged from a City manhole. None of the spill reached a storm drain. The overflow was caused by root intrusion in the City main line. Relevant agencies were notified.

On October 11, 2021, an SSO occurred at the 1112 19th Street. 125 gallons was discharged from a clean out on private property. 100 gallons of the spill reached a storm drain. All of the spill was recovered as diversions were in place. The overflow was caused by poor maintenance of the lateral line. Relevant agencies were notified.

On October 13, 2021, an SSO occurred at the 1233 Montana Avenue. 30 gallons was discharged from a clean out on private property. None of the spill reached a storm drain. The overflow was caused by root intrusion in the private lateral line. Relevant agencies were notified.

On October 24, 2021, an SSO occurred at the 1318 Yale Street. 425 gallons was discharged from a clean out on private property. None of the spill reached a storm drain. The overflow was caused by root intrusion in the City main line. Relevant agencies were notified.

On November 3, 2021, an SSO occurred at the 1333 19th Street. 447 gallons was discharged from a clean out on private property. None of the spill reached a storm drain. The overflow was caused by general debris in the private lateral line. Relevant agencies were notified.

On November 17, 2021, an SSO occurred at the 3201 Santa Monica Boulevard. 1755 gallons was discharged from inside a commercial space. None of the spill reached a storm drain. The overflow was caused by construction debris in the City main line. Relevant agencies were notified.

Please see **Attachment C** for the distribution of SSOs in Santa Monica for January 1st, 2021 to December 29, 2021.

Significant Noncompliance (SNC)

The City uses the definition provided under 40 CFR 403.8 (f) (2) (vii), for determining SIUs in

significant noncompliance with pretreatment regulations. Based on the code, there were no SIUs in SNC for 2021. An IU is in significant noncompliance if its violation meets one of the following:

- A. Chronic Violations of wastewater limits defined as those in which sixty-six percent or more of the measurements taken during a six-month period exceed (by any magnitude) the daily maximum limit or the same average limit for the same pollutant parameter.
- B. Technical Review Criteria (TRC) Violations defined as those in which thirty-three percent or more of all of the measurements for each pollutant parameter taken during a six-month period equal or exceed the product of the daily maximum limit or the average limit multiplied by the applicable TRC (TRC=1.4 for BOD, TSS, fats, oil, grease, and 1.2 for all other pollutants except pH).
- C. Any other violations or violations of a pretreatment effluent limit (daily maximum or longer-term average) that the Control Authority determines has caused, alone or in combination with other discharges, interference or pass-through (including or endangering the health of POTW personnel or the public).
- D. Any discharge of a pollutant that has caused imminent endangerment to human health, welfare or to the environment and resulted in the POTW's exercise of its emergency authority under paragraph (f)(1)(vi)(B) of this section to halt or prevent such a discharge.
- E. Failure to meet, within 90 days after the schedule date, a compliance schedule milestone contained in a local control mechanism or enforcement order for starting construction, completing construction, or attaining final compliance.
- F. Failure to provide within 30 days after the due date, required reports such as baseline monitoring reports, 90-day compliance reports, periodic self-monitoring reports, and reports on compliance with compliance schedules.
- G. Failure to accurately report non-compliance.
- H. Any other violation or group of violations, which the Control Authority determines, will adversely affect the operation or implementation of the local pretreatment program.

Chapter 6 – Budget and Equipment Purchases
SUMMARY OF ANNUAL PRETREATMENT BUDGET

The annual pretreatment budget is as follows:

Fiscal Year 2021-2022

10,400 Person Hours (incl. benefit)	\$	438,485
Misc. Expenses (includes legal support from City Attorney's Office, training, vehicle fuel, and insurance, utilities, office supplies, etc.)	\$	37,251
Outside sample analyses	\$	58,599
Total FY 2021-2022 Budget	\$	534,335

Chapter 7 – Public and Business Outreach Activities

Clean Bay Restaurant Certification Program

The City, in partnership with the Santa Monica Bay Restoration Commission, has continued the Clean Bay Restaurant Certification Program. This program recognizes local restaurants that put forth an extra effort to keep Santa Monica's Ocean and beaches clean. In November 2015, the City hosted a meeting for all those cities taking part in the Clean Bay Program.

A brochure was published by the Santa Monica Bay Restoration Commission to educate restaurants on the Clean Bay Program and was distributed to all Santa Monica restaurants. **See Attachment B.**

City of Santa Monica Office of Sustainability and the Environment (OSE)

The OSE distributes information to the public regarding economical alternatives to environmentally unfriendly or toxic consumer products. The OSE has implemented a consumer product labeling program to help educate the public on the hazards of everyday consumer products. The program is titled "Make a Smart Choice about Toxics" and helps consumers find and use alternative products that are less toxic. This information is distributed to various stores throughout the City.

An environmental education outreach program for the local schools has been completed by OSE. Teachers are trained on how to present various environmental curriculum materials for specific grade levels.

The City's Resource Recovery and Recycling Division distributes information and containers for used motor oil recycling to educate residents about illegal disposal of used motor oil. Used oil collected is disposed of at the hazardous waste collection center and a prescription medication recycling/disposal program has been implemented.

Sustainable City Program/Green Team Project

In 1994, Santa Monica's City Council adopted the Sustainable City Program. This program was developed by the City's Task Force on the Environment to create the basis for a more sustainable way of life - one that safeguards our resources, prevents harm to the environment and human health, and benefits the community and local economy for current and future generations. The Green Team Project is designed as a community outreach program, which educates residents and businesses of Santa Monica on the importance of improving the environment. The program brings together neighbors and community groups with the intent of reducing energy, water, sewage, trash, air pollution, and household toxics. The program also encourages proper disposal of household hazardous waste.

One area, which can have a direct impact on sewer use, is the use of chemicals by residents. The goals of the green team project are to:

1. Cut use of household chemicals and toxic products by 50% and related water pollution.

2. Reduce toxic use and pollution by 50%.
3. Help the City lead the way to prevent water and landfill pollution.

Public Outreach Material


The City produces several outreach materials related to public education including an environmental directory, household hazardous waste guide; toxics use reduction, integrated pest management, recycling, and sustainable practices information. Recently many of our outreach materials have been revised, including the Water Resources Protection Programs (WRPP) brochure and the Industrial Waste permit wastewater surveys. The City has completed extensive public outreach related to the FOG program, including brochures and posters in Spanish and Chinese.

City Website

The City of Santa Monica's website (<http://www.smgov.net/departments/publicworks/>) is a valuable resource to the community, offering the public a wealth of information about City related services. Under the Department of Public Works, and specifically, the WRPP, the public can access information regarding the Pretreatment Program, storm water programs, handling emergencies, and paying bills and fees on the web.

The Website serves as a guide to policies and educational materials for the City's business owners. The various industrial users can access information to their specific needs. Restaurant owners for example, can view Industrial wastewater permits and their requirements, download surveys and look at policies and vendor lists. Easy to read illustrations and pictures identify policies, such as examples of Auto Related Establishments and Food Establishments BMPs.

Attachment A



WECK LABORATORIES, INC.

Certificate of Analysis

FINAL REPORT

Work Orders: 1B03093

Report Date: 2/17/2021

Project: 61-1002-01 (LA-1)

Received Date: 2/3/2021

Turnaround Time: Normal

Phones: (310) 458-8235

Fax: (310) 393-6697

Attn: David Tu

P.O. #:

Client: City of Santa Monica - Water Resources
2500 Michigan Ave
Santa Monica, CA 90404

Billing Code:

DoD-ISO ANAB # • ELAP-CA #1132 • EPA-UCMR #CA00211 • ISO17025 ANAB #L2457.01 • LACSD #10143 • NJ-DEP #CA015

This is a complete final report. The information in this report applies to the samples analyzed in accordance with the chain-of-custody document. Weck Laboratories certifies that the test results meet all requirements of TNI unless noted by qualifiers or written in the Case Narrative. This analytical report must be reproduced in its entirety.


Dear David Tu,

Enclosed are the results of analyses for samples received 2/03/21 with the Chain-of-Custody document. The samples were received in good condition, at 4.1 °C and on ice. All analyses met the method criteria except as noted in the case narrative or in the report with data qualifiers.

Reviewed by:

Kim G. Tu
Project Manager





WECK LABORATORIES, INC.

City of Santa Monica - Water Resources
2500 Michigan Ave
Santa Monica, CA 90404

Project Number: 61-1002-01 (LA-1)

Project Manager: David Tu

Certificate of Analysis

FINAL REPORT

Reported:


02/17/2021 08:34

Sample Summary

Sample Name	Sampled By	Lab ID	Matrix	Sampled	Qualifiers
61-1002-01 P1+61-1002-01 P2	City of Santa Monica - Water Resources	1B03093-01	Water	02/03/21 09:30	
61-1002-01 P3	City of Santa Monica - Water Resources	1B03093-02	Water	02/03/21 09:30	
61-1002-01 P4	City of Santa Monica - Water Resources	1B03093-03	Water	02/03/21 09:30	

Analyses Accreditation Summary

Analyte	CAS #	Not By NELAP	ANAB ISO 17025
Field in Water pH, Field Temperature, Degrees C	PH	✓ ✓	



WECK LABORATORIES, INC.

City of Santa Monica - Water Resources
2500 Michigan Ave
Santa Monica, CA 90404

Project Number: 61-1002-01 (LA-1)

Project Manager: David Tu

Certificate of Analysis

FINAL REPORT

Reported:

02/17/2021 08:34

Sample Results

Sample: 61-1002-01 P1+61-1002-01 P2
1B03093-01 (Water) Sampled: 02/03/21 9:30 by Client

Analyte	Result	MDL	MRL	Units	Dil	Analyzed	Qualifier
---------	--------	-----	-----	-------	-----	----------	-----------

Conventional Chemistry/Physical Parameters by APHA/EPA/ASTM Methods

Method: SM 2540D Instr: OVEN15
 Batch ID: W1B0289 Preparation: _NONE (WETCHEM) Prepared: 02/03/21 19:43 Analyst: ism
Total Suspended Solids **100** 5 mg/l 1 02/04/21

Method: SM 4500H+-B Instr: AA02
 Batch ID: W1B0275 Preparation: _NONE (WETCHEM) Prepared: 02/03/21 16:37 Analyst: sbn
pH **7.36** 0.10 0.10 Units 1 02/03/21 18:34 *

Field Determinations


Method: Field Instr: _FIELD
 Batch ID: W1B0277 Preparation: *** DEFAULT PREP *** Prepared: 02/03/21 09:30 Analyst: _clnt
pH, Field **6.71** pH Units 1 02/03/21 09:30
Temperature, Degrees C **19.5** °C 1 02/03/21

Sample: 61-1002-01 P3
1B03093-02 (Water) Sampled: 02/03/21 9:30 by Client

Analyte	Result	MDL	MRL	Units	Dil	Analyzed	Qualifier
---------	--------	-----	-----	-------	-----	----------	-----------

Conventional Chemistry/Physical Parameters by APHA/EPA/ASTM Methods

Method: SM 5210B Instr: PH13
 Batch ID: W1B0318 Preparation: _NONE (WETCHEM) Prepared: 02/04/21 10:40 Analyst: SBN
Biochemical Oxygen Demand **140** 2.0 2.0 mg/l 1 02/09/21



WECK LABORATORIES, INC.

City of Santa Monica - Water Resources
2500 Michigan Ave
Santa Monica, CA 90404

Certificate of Analysis

FINAL REPORT

Project Number: 61-1002-01 (LA-1)

Reported:
02/17/2021 08:34


Project Manager: David Tu

Sample Results

(Continued)

Sample: 61-1002-01 P4
1B03093-03 (Water) Sampled: 02/03/21 9:30 by Client

Analyte	Result	MDL	MRL	Units	Dil	Analyzed	Qualifier
Metals by EPA 200 Series Methods							
Method: EPA 200.7			Instr: ICP03				
Batch ID: W1B0509		Preparation: EPA 200.2		Prepared: 02/08/21 13:50		Analyst: kvm	
Antimony, Total	ND		0.040	mg/l	1	02/12/21	
Arsenic, Total	ND		0.020	mg/l	1	02/12/21	
Beryllium, Total	ND		0.0020	mg/l	1	02/12/21	
Cadmium, Total	ND		0.0020	mg/l	1	02/12/21	
Chromium, Total	ND		0.0050	mg/l	1	02/12/21	
Copper, Total	0.14		0.010	mg/l	1	02/12/21	
Lead, Total	ND		0.010	mg/l	1	02/12/21	
Nickel, Total	0.0053		0.0050	mg/l	1	02/12/21	
Selenium, Total	ND		0.030	mg/l	1	02/12/21	
Silver, Total	ND		0.0050	mg/l	1	02/13/21	
Thallium, Total	ND		0.050	mg/l	1	02/12/21	
Zinc, Total	0.14		0.050	mg/l	1	02/12/21	
Method: EPA 245.1			Instr: HG03				
Batch ID: W1B0534		Preparation: EPA 245.1		Prepared: 02/09/21 12:40		Analyst: asn	
Mercury, Total	0.087	0.017	0.050	ug/l	1	02/11/21	



WECK LABORATORIES, INC.

City of Santa Monica - Water Resources
2500 Michigan Ave
Santa Monica, CA 90404

Project Number: 61-1002-01 (LA-1)

Project Manager: David Tu

Certificate of Analysis


FINAL REPORT

Reported:
02/17/2021 08:34

Quality Control Results

Conventional Chemistry/Physical Parameters by APHA/EPA/ASTM Methods

Analyte	Result	MDL	MRL	Units	Spike Level	Source Result	%REC	Limits	RPD	RPD Limit	Qualifier
Batch: W1B0275 - SM 4500H+ -B											
LCS (W1B0275-BS1) Prepared & Analyzed: 02/03/21											
pH	9.05	0.10	0.10	Units	9.18		99	98.8-101			
Duplicate (W1B0275-DUP1) Source: 0L28006-01 Prepared & Analyzed: 02/03/21											
pH	7.03	0.10	0.10	Units		6.85			3	3.1	
Batch: W1B0289 - SM 2540D											
Blank (W1B0289-BLK1) Prepared: 02/03/21 Analyzed: 02/04/21											
Total Suspended Solids	ND		5	mg/l							
LCS (W1B0289-BS1) Prepared: 02/03/21 Analyzed: 02/04/21											
Total Suspended Solids	56.1		5	mg/l	54.2		104	90-110			
Duplicate (W1B0289-DUP1) Source: 1A29103-01 Prepared: 02/03/21 Analyzed: 02/04/21											
Total Suspended Solids	65.0		5	mg/l		68.0			5	20	
Duplicate (W1B0289-DUP2) Source: 1B02026-01 Prepared: 02/03/21 Analyzed: 02/04/21											
Total Suspended Solids	80.0		5	mg/l		86.0			7	20	
Batch: W1B0318 - SM 5210B											
Blank (W1B0318-BLK1) Prepared: 02/04/21 Analyzed: 02/09/21											
Biochemical Oxygen Demand	0.250	0.20	0.20	mg/l							B-03
Blank (W1B0318-BLK2) Prepared: 02/04/21 Analyzed: 02/09/21											
Biochemical Oxygen Demand	ND	2.0	2.0	mg/l							
LCS (W1B0318-BS1) Prepared: 02/04/21 Analyzed: 02/09/21											
Biochemical Oxygen Demand	176	2.0	2.0	mg/l	198		89	85-115			
Duplicate (W1B0318-DUP1) Source: 1B03050-01 Prepared: 02/04/21 Analyzed: 02/09/21											
Biochemical Oxygen Demand	3.58	2.0	2.0	mg/l		ND			200	20	A-01, R-03



WECK LABORATORIES, INC.

City of Santa Monica - Water Resources
2500 Michigan Ave
Santa Monica, CA 90404

Certificate of Analysis

FINAL REPORT

Project Number: 61-1002-01 (LA-1)

Reported:

02/17/2021 08:34


Project Manager: David Tu

Quality Control Results

(Continued)

Metals by EPA 200 Series Methods

Analyte	Result	MRL	Units	Spike Level	Source Result	%REC	Limits	RPD	RPD Limit	Qualifier
Batch: W1B0509 - EPA 200.7										
Blank (W1B0509-BLK1)				Prepared: 02/08/21 Analyzed: 02/12/21						
Antimony, Total	ND	0.040	mg/l							
Arsenic, Total	ND	0.020	mg/l							
Beryllium, Total	ND	0.0020	mg/l							
Cadmium, Total	ND	0.0020	mg/l							
Chromium, Total	ND	0.0050	mg/l							
Copper, Total	ND	0.010	mg/l							
Lead, Total	ND	0.010	mg/l							
Nickel, Total	ND	0.0050	mg/l							
Selenium, Total	ND	0.030	mg/l							
Silver, Total	ND	0.0050	mg/l							
Thallium, Total	ND	0.050	mg/l							
Zinc, Total	ND	0.050	mg/l							
LCS (W1B0509-BS1)										
				Prepared: 02/08/21 Analyzed: 02/12/21						
Antimony, Total	0.205	0.040	mg/l	0.200		102	85-115			
Arsenic, Total	0.217	0.020	mg/l	0.200		108	85-115			
Beryllium, Total	0.206	0.0020	mg/l	0.200		103	85-115			
Cadmium, Total	0.204	0.0020	mg/l	0.200		102	85-115			
Chromium, Total	0.204	0.0050	mg/l	0.200		102	85-115			
Copper, Total	0.188	0.010	mg/l	0.200		94	85-115			
Lead, Total	0.208	0.010	mg/l	0.200		104	85-115			
Nickel, Total	0.215	0.0050	mg/l	0.200		108	85-115			
Selenium, Total	0.213	0.030	mg/l	0.200		106	85-115			
Silver, Total	0.0984	0.0050	mg/l	0.100		98	85-115			
Thallium, Total	0.212	0.050	mg/l	0.200		106	85-115			
Zinc, Total	0.199	0.050	mg/l	0.200		100	85-115			
Matrix Spike (W1B0509-MS1)										
		Source: 1B01025-01		Prepared: 02/08/21 Analyzed: 02/12/21						
Antimony, Total	0.214	0.040	mg/l	0.200	ND	107	70-130			
Arsenic, Total	0.218	0.020	mg/l	0.200	ND	109	70-130			
Beryllium, Total	0.212	0.0020	mg/l	0.200	ND	106	70-130			
Cadmium, Total	0.208	0.0020	mg/l	0.200	0.000490	104	70-130			
Chromium, Total	0.210	0.0050	mg/l	0.200	0.00247	104	70-130			
Copper, Total	0.209	0.010	mg/l	0.200	0.00914	100	70-130			
Lead, Total	0.215	0.010	mg/l	0.200	0.00589	105	70-130			
Nickel, Total	0.220	0.0050	mg/l	0.200	0.00379	108	70-130			
Selenium, Total	0.212	0.030	mg/l	0.200	ND	106	70-130			
Silver, Total	0.0999	0.0050	mg/l	0.100	ND	100	70-130			
Thallium, Total	0.217	0.050	mg/l	0.200	ND	108	70-130			
Zinc, Total	1.45	0.050	mg/l	0.200	1.20	129	70-130			



WECK LABORATORIES, INC.

City of Santa Monica - Water Resources
2500 Michigan Ave
Santa Monica, CA 90404

Certificate of Analysis

FINAL REPORT

Project Number: 61-1002-01 (LA-1)

Reported:

02/17/2021 08:34


Project Manager: David Tu

Quality Control Results

(Continued)

Metals by EPA 200 Series Methods (Continued)

Analyte	Result	MRL	Units	Spike Level	Source Result	%REC	Limits	RPD	RPD Limit	Qualifier
Batch: W1B0509 - EPA 200.7 (Continued)										
Matrix Spike Dup (W1B0509-MSD1)			Source: 1B01025-01		Prepared: 02/08/21 Analyzed: 02/12/21					
Antimony, Total	0.210	0.040	mg/l	0.200	ND	105	70-130	2	30	
Arsenic, Total	0.219	0.020	mg/l	0.200	ND	110	70-130	0.6	30	
Beryllium, Total	0.210	0.0020	mg/l	0.200	ND	105	70-130	0.9	30	
Cadmium, Total	0.205	0.0020	mg/l	0.200	0.000490	102	70-130	2	30	
Chromium, Total	0.207	0.0050	mg/l	0.200	0.00247	102	70-130	2	30	
Copper, Total	0.206	0.010	mg/l	0.200	0.00914	98	70-130	1	30	
Lead, Total	0.212	0.010	mg/l	0.200	0.00589	103	70-130	1	30	
Nickel, Total	0.217	0.0050	mg/l	0.200	0.00379	107	70-130	1	30	
Selenium, Total	0.210	0.030	mg/l	0.200	ND	105	70-130	1	30	
Silver, Total	0.101	0.0050	mg/l	0.100	ND	101	70-130	0.8	30	
Thallium, Total	0.210	0.050	mg/l	0.200	ND	105	70-130	3	30	
Zinc, Total	1.44	0.050	mg/l	0.200	1.20	121	70-130	1	30	
Batch: W1B0534 - EPA 245.1										
Blank (W1B0534-BLK1)			Prepared: 02/09/21 Analyzed: 02/11/21							
Mercury, Total	ND	0.017	0.050	ug/l						
LCS (W1B0534-BS1)			Prepared: 02/09/21 Analyzed: 02/11/21							
Mercury, Total	1.05	0.017	0.050	ug/l	1.00	105	85-115			
Matrix Spike (W1B0534-MS1)			Source: 1A29122-01		Prepared: 02/09/21 Analyzed: 02/11/21					
Mercury, Total	1.07	0.017	0.050	ug/l	1.00	0.0247	104	70-130		
Matrix Spike (W1B0534-MS2)			Source: 1A29150-01		Prepared: 02/09/21 Analyzed: 02/11/21					
Mercury, Total	1.07	0.017	0.050	ug/l	1.00	0.0253	105	70-130		
Matrix Spike Dup (W1B0534-MSD1)			Source: 1A29122-01		Prepared: 02/09/21 Analyzed: 02/11/21					
Mercury, Total	1.08	0.017	0.050	ug/l	1.00	0.0247	105	70-130	1	20
Matrix Spike Dup (W1B0534-MSD2)			Source: 1A29150-01		Prepared: 02/09/21 Analyzed: 02/11/21					
Mercury, Total	1.09	0.017	0.050	ug/l	1.00	0.0253	106	70-130	1	20



WECK LABORATORIES, INC.

City of Santa Monica - Water Resources
2500 Michigan Ave
Santa Monica, CA 90404

Project Number: 61-1002-01 (LA-1)

Project Manager: David Tu

Certificate of Analysis

FINAL REPORT

Reported:
02/17/2021 08:34




Notes and Definitions

Item	Definition
*	The recommended holding time for this analysis is only 15 minutes. The sample was analyzed as soon as it was possible but it was received and analyzed past holding time.
A-01	possible contaminated.
B-03	Dilution water blank exceeds 0.20mg/L.
R-03	The RPD is not applicable for result below the reporting limit (either ND or J value).
%REC	Percent Recovery
Dil	Dilution
MDL	Method Detection Limit
MRL	The minimum levels, concentrations, or quantities of a target variable (e.g., target analyte) that can be reported with a specified degree of confidence. The MRL is also known as Limit of Quantitation (LOQ)
ND	NOT DETECTED at or above the Method Reporting Limit (MRL). If Method Detection Limit (MDL) is reported, then ND means not detected at or above the MDL.
RPD	Relative Percent Difference
Source	Sample that was matrix spiked or duplicated.

Any remaining sample(s) will be disposed of one month from the final report date unless other arrangements are made in advance.

All results are expressed on wet weight basis unless otherwise specified.

All samples collected by Weck Laboratories have been sampled in accordance to laboratory SOP Number MIS002.



WECK LABORATORIES, INC.

Certificate of Analysis

FINAL REPORT

Work Orders: 1B03094

Report Date: 2/17/2021

Project: 61-1003-01 (SM-1)

Received Date: 2/3/2021

Turnaround Time: Normal

Phones: (310) 458-8235

Fax: (310) 393-6697

Attn: David Tu

P.O. #:

Client: City of Santa Monica - Water Resources
2500 Michigan Ave
Santa Monica, CA 90404

Billing Code:

DoD-ISO ANAB # • ELAP-CA #1132 • EPA-UCMR #CA00211 • ISO17025 ANAB #L2457.01 • LACSD #10143 • NJ-DEP #CA015

This is a complete final report. The information in this report applies to the samples analyzed in accordance with the chain-of-custody document. Weck Laboratories certifies that the test results meet all requirements of TNI unless noted by qualifiers or written in the Case Narrative. This analytical report must be reproduced in its entirety.


Dear David Tu,

Enclosed are the results of analyses for samples received 2/03/21 with the Chain-of-Custody document. The samples were received in good condition, at 4.1 °C and on ice. All analyses met the method criteria except as noted in the case narrative or in the report with data qualifiers.

Reviewed by:

Kim G. Tu
Project Manager





WECK LABORATORIES, INC.

City of Santa Monica - Water Resources
2500 Michigan Ave
Santa Monica, CA 90404

Project Number: 61-1003-01 (SM-1)

Project Manager: David Tu

Certificate of Analysis

FINAL REPORT

Reported:


02/17/2021 08:35

Sample Summary

Sample Name	Sampled By	Lab ID	Matrix	Sampled	Qualifiers
61-1003-01 P1+61-1003-01 P2	City of Santa Monica - Water Resources	1B03094-01	Water	02/03/21 09:00	
61-1003-01 P3	City of Santa Monica - Water Resources	1B03094-02	Water	02/03/21 09:00	
61-1003-01 P4	City of Santa Monica - Water Resources	1B03094-03	Water	02/03/21 09:00	

Analyses Accreditation Summary

Analyte	CAS #	Not By NELAP	ANAB ISO 17025
Field in Water pH, Field Temperature, Degrees C	PH	✓ ✓	



WECK LABORATORIES, INC.

City of Santa Monica - Water Resources
2500 Michigan Ave
Santa Monica, CA 90404

Project Number: 61-1003-01 (SM-1)

Project Manager: David Tu

Certificate of Analysis

FINAL REPORT

Reported:
02/17/2021 08:35

Sample Results

Sample: 61-1003-01 P1+61-1003-01 P2
1B03094-01 (Water) Sampled: 02/03/21 9:00 by Client

Analyte	Result	MDL	MRL	Units	Dil	Analyzed	Qualifier
---------	--------	-----	-----	-------	-----	----------	-----------

Conventional Chemistry/Physical Parameters by APHA/EPA/ASTM Methods

Method: SM 2540D Instr: OVEN15
 Batch ID: W1B0289 Preparation: _NONE (WETCHEM) Prepared: 02/03/21 19:43 Analyst: ism
Total Suspended Solids **180** 5 mg/l 1 02/04/21

Method: SM 4500H+-B Instr: AA02
 Batch ID: W1B0275 Preparation: _NONE (WETCHEM) Prepared: 02/03/21 16:37 Analyst: sbn
pH **7.52** 0.10 0.10 Units 1 02/03/21 18:37 *

Field Determinations


Method: Field Instr: _FIELD
 Batch ID: W1B0331 Preparation: *** DEFAULT PREP *** Prepared: 02/03/21 09:00 Analyst: _clnt
pH, Field **7.28** pH Units 1 02/03/21 09:00
Temperature, Degrees C **20.5** °C 1 02/03/21

Sample: 61-1003-01 P3
1B03094-02 (Water) Sampled: 02/03/21 9:00 by Client

Analyte	Result	MDL	MRL	Units	Dil	Analyzed	Qualifier
---------	--------	-----	-----	-------	-----	----------	-----------

Conventional Chemistry/Physical Parameters by APHA/EPA/ASTM Methods

Method: SM 5210B Instr: PH13
 Batch ID: W1B0318 Preparation: _NONE (WETCHEM) Prepared: 02/04/21 10:40 Analyst: SBN
Biochemical Oxygen Demand **180** 2.0 2.0 mg/l 1 02/09/21



WECK LABORATORIES, INC.

City of Santa Monica - Water Resources
2500 Michigan Ave
Santa Monica, CA 90404

Certificate of Analysis

FINAL REPORT

Project Number: 61-1003-01 (SM-1)

Reported:
02/17/2021 08:35


Project Manager: David Tu

Sample Results

(Continued)

Sample: 61-1003-01 P4
1B03094-03 (Water) Sampled: 02/03/21 9:00 by Client

Analyte	Result	MDL	MRL	Units	Dil	Analyzed	Qualifier
Metals by EPA 200 Series Methods							
Method: EPA 200.7			Instr: ICP03				
Batch ID: W1B0509		Preparation: EPA 200.2		Prepared: 02/08/21 13:50		Analyst: kvm	
Antimony, Total	ND		0.040	mg/l	1	02/12/21	
Arsenic, Total	ND		0.020	mg/l	1	02/12/21	
Beryllium, Total	ND		0.0020	mg/l	1	02/12/21	
Cadmium, Total	ND		0.0020	mg/l	1	02/12/21	
Chromium, Total	ND		0.0050	mg/l	1	02/12/21	
Copper, Total	0.087		0.010	mg/l	1	02/12/21	
Lead, Total	ND		0.010	mg/l	1	02/12/21	
Nickel, Total	0.0057		0.0050	mg/l	1	02/12/21	
Selenium, Total	ND		0.030	mg/l	1	02/12/21	
Silver, Total	ND		0.0050	mg/l	1	02/13/21	
Thallium, Total	ND		0.050	mg/l	1	02/12/21	
Zinc, Total	0.11		0.050	mg/l	1	02/12/21	
Method: EPA 245.1			Instr: HG03				
Batch ID: W1B0534		Preparation: EPA 245.1		Prepared: 02/09/21 12:40		Analyst: asn	
Mercury, Total	0.070	0.017	0.050	ug/l	1	02/11/21	



WECK LABORATORIES, INC.

City of Santa Monica - Water Resources
2500 Michigan Ave
Santa Monica, CA 90404

Project Number: 61-1003-01 (SM-1)

Project Manager: David Tu

Certificate of Analysis

FINAL REPORT


Reported:

02/17/2021 08:35

Quality Control Results

Conventional Chemistry/Physical Parameters by APHA/EPA/ASTM Methods

Analyte	Result	MDL	MRL	Units	Spike Level	Source Result	%REC	Limits	RPD	RPD Limit	Qualifier
Batch: W1B0275 - SM 4500H+ -B											
LCS (W1B0275-BS1) Prepared & Analyzed: 02/03/21											
pH	9.05	0.10	0.10	Units	9.18		99	98.8-101			
Duplicate (W1B0275-DUP1) Source: 0L28006-01 Prepared & Analyzed: 02/03/21											
pH	7.03	0.10	0.10	Units		6.85			3	3.1	
Batch: W1B0289 - SM 2540D											
Blank (W1B0289-BLK1) Prepared: 02/03/21 Analyzed: 02/04/21											
Total Suspended Solids	ND		5	mg/l							
LCS (W1B0289-BS1) Prepared: 02/03/21 Analyzed: 02/04/21											
Total Suspended Solids	56.1		5	mg/l	54.2		104	90-110			
Duplicate (W1B0289-DUP1) Source: 1A29103-01 Prepared: 02/03/21 Analyzed: 02/04/21											
Total Suspended Solids	65.0		5	mg/l		68.0			5	20	
Duplicate (W1B0289-DUP2) Source: 1B02026-01 Prepared: 02/03/21 Analyzed: 02/04/21											
Total Suspended Solids	80.0		5	mg/l		86.0			7	20	
Batch: W1B0318 - SM 5210B											
Blank (W1B0318-BLK1) Prepared: 02/04/21 Analyzed: 02/09/21											
Biochemical Oxygen Demand	0.250	0.20	0.20	mg/l							B-03
Blank (W1B0318-BLK2) Prepared: 02/04/21 Analyzed: 02/09/21											
Biochemical Oxygen Demand	ND	2.0	2.0	mg/l							
LCS (W1B0318-BS1) Prepared: 02/04/21 Analyzed: 02/09/21											
Biochemical Oxygen Demand	176	2.0	2.0	mg/l	198		89	85-115			
Duplicate (W1B0318-DUP1) Source: 1B03050-01 Prepared: 02/04/21 Analyzed: 02/09/21											
Biochemical Oxygen Demand	3.58	2.0	2.0	mg/l		ND			200	20	A-01, R-03



WECK LABORATORIES, INC.

City of Santa Monica - Water Resources
2500 Michigan Ave
Santa Monica, CA 90404

Certificate of Analysis

FINAL REPORT

Project Number: 61-1003-01 (SM-1)

Reported:

02/17/2021 08:35


Project Manager: David Tu

Quality Control Results

(Continued)

Metals by EPA 200 Series Methods

Analyte	Result	MRL	Units	Spike Level	Source Result	%REC	Limits	RPD	RPD Limit	Qualifier
Batch: W1B0509 - EPA 200.7										
Blank (W1B0509-BLK1)				Prepared: 02/08/21 Analyzed: 02/12/21						
Antimony, Total	ND	0.040	mg/l							
Arsenic, Total	ND	0.020	mg/l							
Beryllium, Total	ND	0.0020	mg/l							
Cadmium, Total	ND	0.0020	mg/l							
Chromium, Total	ND	0.0050	mg/l							
Copper, Total	ND	0.010	mg/l							
Lead, Total	ND	0.010	mg/l							
Nickel, Total	ND	0.0050	mg/l							
Selenium, Total	ND	0.030	mg/l							
Silver, Total	ND	0.0050	mg/l							
Thallium, Total	ND	0.050	mg/l							
Zinc, Total	ND	0.050	mg/l							
LCS (W1B0509-BS1)										
				Prepared: 02/08/21 Analyzed: 02/12/21						
Antimony, Total	0.205	0.040	mg/l	0.200		102	85-115			
Arsenic, Total	0.217	0.020	mg/l	0.200		108	85-115			
Beryllium, Total	0.206	0.0020	mg/l	0.200		103	85-115			
Cadmium, Total	0.204	0.0020	mg/l	0.200		102	85-115			
Chromium, Total	0.204	0.0050	mg/l	0.200		102	85-115			
Copper, Total	0.188	0.010	mg/l	0.200		94	85-115			
Lead, Total	0.208	0.010	mg/l	0.200		104	85-115			
Nickel, Total	0.215	0.0050	mg/l	0.200		108	85-115			
Selenium, Total	0.213	0.030	mg/l	0.200		106	85-115			
Silver, Total	0.0984	0.0050	mg/l	0.100		98	85-115			
Thallium, Total	0.212	0.050	mg/l	0.200		106	85-115			
Zinc, Total	0.199	0.050	mg/l	0.200		100	85-115			
Matrix Spike (W1B0509-MS1)										
		Source: 1B01025-01		Prepared: 02/08/21 Analyzed: 02/12/21						
Antimony, Total	0.214	0.040	mg/l	0.200	ND	107	70-130			
Arsenic, Total	0.218	0.020	mg/l	0.200	ND	109	70-130			
Beryllium, Total	0.212	0.0020	mg/l	0.200	ND	106	70-130			
Cadmium, Total	0.208	0.0020	mg/l	0.200	0.000490	104	70-130			
Chromium, Total	0.210	0.0050	mg/l	0.200	0.00247	104	70-130			
Copper, Total	0.209	0.010	mg/l	0.200	0.00914	100	70-130			
Lead, Total	0.215	0.010	mg/l	0.200	0.00589	105	70-130			
Nickel, Total	0.220	0.0050	mg/l	0.200	0.00379	108	70-130			
Selenium, Total	0.212	0.030	mg/l	0.200	ND	106	70-130			
Silver, Total	0.0999	0.0050	mg/l	0.100	ND	100	70-130			
Thallium, Total	0.217	0.050	mg/l	0.200	ND	108	70-130			
Zinc, Total	1.45	0.050	mg/l	0.200	1.20	129	70-130			



WECK LABORATORIES, INC.

City of Santa Monica - Water Resources
2500 Michigan Ave
Santa Monica, CA 90404

Project Number: 61-1003-01 (SM-1)

Project Manager: David Tu

Certificate of Analysis

FINAL REPORT

Reported:


02/17/2021 08:35

Quality Control Results

(Continued)

Metals by EPA 200 Series Methods (Continued)

Analyte	Result	MRL	Units	Spike Level	Source Result	%REC	Limits	RPD	RPD Limit	Qualifier
Batch: W1B0509 - EPA 200.7 (Continued)										
Matrix Spike Dup (W1B0509-MSD1)			Source: 1B01025-01		Prepared: 02/08/21 Analyzed: 02/12/21					
Antimony, Total	0.210	0.040	mg/l	0.200	ND	105	70-130	2	30	
Arsenic, Total	0.219	0.020	mg/l	0.200	ND	110	70-130	0.6	30	
Beryllium, Total	0.210	0.0020	mg/l	0.200	ND	105	70-130	0.9	30	
Cadmium, Total	0.205	0.0020	mg/l	0.200	0.000490	102	70-130	2	30	
Chromium, Total	0.207	0.0050	mg/l	0.200	0.00247	102	70-130	2	30	
Copper, Total	0.206	0.010	mg/l	0.200	0.00914	98	70-130	1	30	
Lead, Total	0.212	0.010	mg/l	0.200	0.00589	103	70-130	1	30	
Nickel, Total	0.217	0.0050	mg/l	0.200	0.00379	107	70-130	1	30	
Selenium, Total	0.210	0.030	mg/l	0.200	ND	105	70-130	1	30	
Silver, Total	0.101	0.0050	mg/l	0.100	ND	101	70-130	0.8	30	
Thallium, Total	0.210	0.050	mg/l	0.200	ND	105	70-130	3	30	
Zinc, Total	1.44	0.050	mg/l	0.200	1.20	121	70-130	1	30	
Batch: W1B0534 - EPA 245.1										
Blank (W1B0534-BLK1)			Prepared: 02/09/21 Analyzed: 02/11/21							
Mercury, Total	ND	0.017	0.050	ug/l						
LCS (W1B0534-BS1)			Prepared: 02/09/21 Analyzed: 02/11/21							
Mercury, Total	1.05	0.017	0.050	ug/l	1.00	105	85-115			
Matrix Spike (W1B0534-MS1)			Source: 1A29122-01		Prepared: 02/09/21 Analyzed: 02/11/21					
Mercury, Total	1.07	0.017	0.050	ug/l	1.00	0.0247	104	70-130		
Matrix Spike (W1B0534-MS2)			Source: 1A29150-01		Prepared: 02/09/21 Analyzed: 02/11/21					
Mercury, Total	1.07	0.017	0.050	ug/l	1.00	0.0253	105	70-130		
Matrix Spike Dup (W1B0534-MSD1)			Source: 1A29122-01		Prepared: 02/09/21 Analyzed: 02/11/21					
Mercury, Total	1.08	0.017	0.050	ug/l	1.00	0.0247	105	70-130	1	20
Matrix Spike Dup (W1B0534-MSD2)			Source: 1A29150-01		Prepared: 02/09/21 Analyzed: 02/11/21					
Mercury, Total	1.09	0.017	0.050	ug/l	1.00	0.0253	106	70-130	1	20



WECK LABORATORIES, INC.

City of Santa Monica - Water Resources
2500 Michigan Ave
Santa Monica, CA 90404

Project Number: 61-1003-01 (SM-1)

Project Manager: David Tu

Certificate of Analysis

FINAL REPORT

Reported:
02/17/2021 08:35



Notes and Definitions

Item	Definition
*	The recommended holding time for this analysis is only 15 minutes. The sample was analyzed as soon as it was possible but it was received and analyzed past holding time.
A-01	possible contaminated.
B-03	Dilution water blank exceeds 0.20mg/L.
R-03	The RPD is not applicable for result below the reporting limit (either ND or J value).
%REC	Percent Recovery
Dil	Dilution
MDL	Method Detection Limit
MRL	The minimum levels, concentrations, or quantities of a target variable (e.g., target analyte) that can be reported with a specified degree of confidence. The MRL is also known as Limit of Quantitation (LOQ)
ND	NOT DETECTED at or above the Method Reporting Limit (MRL). If Method Detection Limit (MDL) is reported, then ND means not detected at or above the MDL.
RPD	Relative Percent Difference
Source	Sample that was matrix spiked or duplicated.

Any remaining sample(s) will be disposed of one month from the final report date unless other arrangements are made in advance.

All results are expressed on wet weight basis unless otherwise specified.

All samples collected by Weck Laboratories have been sampled in accordance to laboratory SOP Number MIS002.



WECK LABORATORIES, INC.

Certificate of Analysis

FINAL REPORT

Work Orders: 1F10046

Report Date: 6/24/2021

Received Date: 06/10/2021

Project: 61-1003-01 (SM-1)

Turnaround Time: Normal

Phones: (310) 458-8235

Fax: (310) 393-6697

Attn: David Tu

P.O. #:

Client: City of Santa Monica - Water Resources
2500 Michigan Ave
Santa Monica, CA 90404

Billing Code:

DoD-ELAP ANAB #L2457 • DoD-ISO ANAB # • ELAP-CA #1132 • EPA-UCMR #CA00211 • Guam-EPA #17-008R • HW-DOH # • ISO17025 ANAB #L2457.01 • LACSD #10143 • NELAP-OR #4047 • NJ-DEP #CA015 • NV-DEP #NAC 445A • SCAQMD #93LA1006

This is a complete final report. The information in this report applies to the samples analyzed in accordance with the chain-of-custody document. Weck Laboratories certifies that the test results meet all requirements of TNI unless noted by qualifiers or written in the Case Narrative. This analytical report must be reproduced in its entirety.


Dear David Tu,

Enclosed are the results of analyses for samples received 6/10/21 with the Chain-of-Custody document. The samples were received in good condition, at 8.7 °C and on ice. All analyses met the method criteria except as noted in the case narrative or in the report with data qualifiers.

Reviewed by:

Kim G. Tu
Project Manager





WECK LABORATORIES, INC.

City of Santa Monica - Water Resources
2500 Michigan Ave
Santa Monica, CA 90404

Project Number: 61-1003-01 (SM-1)

Project Manager: David Tu


Certificate of Analysis

FINAL REPORT

Reported:
06/24/2021 16:56

Sample Summary

Sample Name	Sampled By	Lab ID	Matrix	Sampled	Qualifiers
61-1003-01 P1 + 61-1003-01 P2	David Tu	1F10046-01	Water	06/10/21 08:00	
61-1003-01 P3	David Tu	1F10046-02	Water	06/10/21 08:00	
61-1003-01 P4	David Tu	1F10046-03	Water	06/10/21 08:00	



WECK LABORATORIES, INC.

City of Santa Monica - Water Resources
2500 Michigan Ave
Santa Monica, CA 90404

Project Number: 61-1003-01 (SM-1)

Project Manager: David Tu

Certificate of Analysis

FINAL REPORT

Reported:
06/24/2021 16:56

Sample Results

Sample: 61-1003-01 P1 + 61-1003-01 P2
1F10046-01 (Water) Sampled: 06/10/21 8:00 by David Tu

Analyte	Result	MDL	MRL	Units	Dil	Analyzed	Qualifier
---------	--------	-----	-----	-------	-----	----------	-----------

Conventional Chemistry/Physical Parameters by APHA/EPA/ASTM Methods

Method: SM 2540D Instr: OVEN15
 Batch ID: W1F0814 Preparation: _NONE (WETCHEM) Prepared: 06/14/21 13:42 Analyst: ism
Total Suspended Solids **84** 5 mg/l 1 06/15/21

Method: SM 4500H+-B Instr: AA02
 Batch ID: W1F0690 Preparation: _NONE (WETCHEM) Prepared: 06/10/21 16:23 Analyst: sbn
pH **7.87** 0.10 0.10 Units 1 06/10/21 17:45 *

Sample: 61-1003-01 P3
1F10046-02 (Water) Sampled: 06/10/21 8:00 by David Tu

Analyte	Result	MDL	MRL	Units	Dil	Analyzed	Qualifier
---------	--------	-----	-----	-------	-----	----------	-----------

Conventional Chemistry/Physical Parameters by APHA/EPA/ASTM Methods

Method: SM 5210B Instr: PH13
 Batch ID: W1F0723 Preparation: _NONE (WETCHEM) Prepared: 06/11/21 11:04 Analyst: SSI
Biochemical Oxygen Demand **190** 2.0 2.0 mg/l 1 06/16/21


Sample: 61-1003-01 P4
1F10046-03 (Water) Sampled: 06/10/21 8:00 by David Tu

Analyte	Result	MDL	MRL	Units	Dil	Analyzed	Qualifier
---------	--------	-----	-----	-------	-----	----------	-----------

Metals by EPA 200 Series Methods

Method: EPA 200.8 Instr: ICPMS06
 Batch ID: W1F0891 Preparation: EPA 200.2 Prepared: 06/15/21 13:00 Analyst: MPN
Antimony, Total **0.40** 0.089 0.50 ug/l 1 06/17/21 J
Arsenic, Total **1.7** 0.074 0.40 ug/l 1 06/17/21
 Beryllium, Total ND 0.062 0.10 ug/l 1 06/17/21
Cadmium, Total **0.12** 0.042 0.20 ug/l 1 06/17/21 J
Chromium, Total **1.2** 0.089 0.20 ug/l 1 06/17/21
Copper, Total **61** 0.23 0.50 ug/l 1 06/17/21
Lead, Total **0.61** 0.083 0.20 ug/l 1 06/17/21
Nickel, Total **3.1** 0.16 2.0 ug/l 1 06/17/21
Selenium, Total **1.9** 0.067 0.40 ug/l 1 06/17/21
Silver, Total **0.17** 0.030 0.20 ug/l 1 06/17/21 J
 Thallium, Total ND 0.021 0.20 ug/l 1 06/17/21
Zinc, Total **110** 0.80 10 ug/l 1 06/17/21

Method: EPA 245.1 Instr: HG03
 Batch ID: W1F0983 Preparation: EPA 245.1 Prepared: 06/17/21 10:30 Analyst: ASN
 Mercury, Total ND 0.034 0.10 ug/l 1 06/17/21 M-02



WECK LABORATORIES, INC.

City of Santa Monica - Water Resources
2500 Michigan Ave
Santa Monica, CA 90404

Project Number: 61-1003-01 (SM-1)

Project Manager: David Tu

Certificate of Analysis


FINAL REPORT

Reported:
06/24/2021 16:56

Quality Control Results

Conventional Chemistry/Physical Parameters by APHA/EPA/ASTM Methods

Analyte	Result	MDL	MRL	Units	Spike Level	Source Result	%REC	Limits	RPD	RPD Limit	Qualifier
Batch: W1F0690 - SM 4500H+-B											
LCS (W1F0690-BS1) Prepared & Analyzed: 06/10/21											
pH	9.08	0.10	0.10	Units	9.18		99	98.8-101			
Duplicate (W1F0690-DUP1) Source: 1E30001-01 Prepared & Analyzed: 06/10/21											
pH	7.84	0.10	0.10	Units		7.81			0.4	3.1	
Batch: W1F0723 - SM 5210B											
Blank (W1F0723-BLK1) Prepared: 06/11/21 Analyzed: 06/16/21											
Biochemical Oxygen Demand	ND	2.0	2.0	mg/l							
Blank (W1F0723-BLK2) Prepared: 06/11/21 Analyzed: 06/16/21											
Biochemical Oxygen Demand	ND	2.0	2.0	mg/l							
LCS (W1F0723-BS1) Prepared: 06/11/21 Analyzed: 06/16/21											
Biochemical Oxygen Demand	190	2.0	2.0	mg/l	198		96	85-115			
Duplicate (W1F0723-DUP1) Source: 1E31009-01 Prepared: 06/11/21 Analyzed: 06/16/21											
Biochemical Oxygen Demand	ND	2.0	2.0	mg/l		ND				20	
Batch: W1F0814 - SM 2540D											
Blank (W1F0814-BLK1) Prepared: 06/14/21 Analyzed: 06/15/21											
Total Suspended Solids	ND		5	mg/l							
LCS (W1F0814-BS1) Prepared: 06/14/21 Analyzed: 06/15/21											
Total Suspended Solids	59.3		5	mg/l	60.3		98	90-110			
Duplicate (W1F0814-DUP1) Source: 1F01007-02 Prepared: 06/14/21 Analyzed: 06/15/21											
Total Suspended Solids	400		5	mg/l		432			8	10	
Duplicate (W1F0814-DUP2) Source: 1F09073-02 Prepared: 06/14/21 Analyzed: 06/15/21											
Total Suspended Solids	184		5	mg/l		188			2	10	



WECK LABORATORIES, INC.

City of Santa Monica - Water Resources
2500 Michigan Ave
Santa Monica, CA 90404

Certificate of Analysis

FINAL REPORT

Project Number: 61-1003-01 (SM-1)

Reported:

06/24/2021 16:56


Project Manager: David Tu

Quality Control Results

(Continued)

Metals by EPA 200 Series Methods

Analyte	Result	MDL	MRL	Units	Spike Level	Source Result	%REC	Limits	RPD	RPD Limit	Qualifier
Batch: W1F0891 - EPA 200.8											
Blank (W1F0891-BLK1)					Prepared: 06/15/21 Analyzed: 06/17/21						
Antimony, Total	ND	0.089	0.50	ug/l							
Arsenic, Total	ND	0.074	0.40	ug/l							
Beryllium, Total	ND	0.062	0.10	ug/l							
Cadmium, Total	ND	0.042	0.20	ug/l							
Chromium, Total	ND	0.089	0.20	ug/l							
Copper, Total	ND	0.23	0.50	ug/l							
Lead, Total	ND	0.083	0.20	ug/l							
Nickel, Total	ND	0.16	2.0	ug/l							
Selenium, Total	ND	0.067	0.40	ug/l							
Silver, Total	ND	0.030	0.20	ug/l							
Thallium, Total	ND	0.021	0.20	ug/l							
Zinc, Total	ND	0.80	10	ug/l							
LCS (W1F0891-BS1)											
					Prepared: 06/15/21 Analyzed: 06/17/21						
Antimony, Total	50.0	0.089	0.50	ug/l	50.0		100	85-115			
Arsenic, Total	50.5	0.074	0.40	ug/l	50.0		101	85-115			
Beryllium, Total	49.1	0.062	0.10	ug/l	50.0		98	85-115			
Cadmium, Total	50.3	0.042	0.20	ug/l	50.0		101	85-115			
Chromium, Total	50.3	0.089	0.20	ug/l	50.0		101	85-115			
Copper, Total	52.9	0.23	0.50	ug/l	50.0		106	85-115			
Lead, Total	49.9	0.083	0.20	ug/l	50.0		100	85-115			
Nickel, Total	51.4	0.16	2.0	ug/l	50.0		103	85-115			
Selenium, Total	49.3	0.067	0.40	ug/l	50.0		99	85-115			
Silver, Total	50.1	0.030	0.20	ug/l	50.0		100	85-115			
Thallium, Total	49.9	0.021	0.20	ug/l	50.0		100	85-115			
Zinc, Total	49.0	0.80	10	ug/l	50.0		98	85-115			
Matrix Spike (W1F0891-MS1)											
			Source: 1F09001-02		Prepared: 06/15/21 Analyzed: 06/17/21						
Antimony, Total	52.7	0.089	0.50	ug/l	50.0	2.12	101	70-130			
Arsenic, Total	53.1	0.074	0.40	ug/l	50.0	1.45	103	70-130			
Beryllium, Total	50.2	0.062	0.10	ug/l	50.0	ND	100	70-130			
Cadmium, Total	47.9	0.042	0.20	ug/l	50.0	ND	96	70-130			
Chromium, Total	48.6	0.089	0.20	ug/l	50.0	0.688	96	70-130			
Copper, Total	52.0	0.23	0.50	ug/l	50.0	4.25	95	70-130			
Lead, Total	50.0	0.083	0.20	ug/l	50.0	ND	100	70-130			
Nickel, Total	53.6	0.16	2.0	ug/l	50.0	6.46	94	70-130			
Selenium, Total	51.3	0.067	0.40	ug/l	50.0	4.36	94	70-130			
Silver, Total	46.9	0.030	0.20	ug/l	50.0	0.879	92	70-130			
Thallium, Total	50.1	0.021	0.20	ug/l	50.0	0.0255	100	70-130			
Zinc, Total	59.4	0.80	10	ug/l	50.0	11.8	95	70-130			



WECK LABORATORIES, INC.

City of Santa Monica - Water Resources
2500 Michigan Ave
Santa Monica, CA 90404

Certificate of Analysis

FINAL REPORT

Project Number: 61-1003-01 (SM-1)

Reported:

06/24/2021 16:56

Project Manager: David Tu

Quality Control Results


(Continued)

Metals by EPA 200 Series Methods (Continued)

Analyte	Result	MDL	MRL	Units	Spike Level	Source Result	%REC	Limits	RPD	RPD Limit	Qualifier
Batch: W1F0891 - EPA 200.8 (Continued)											
Matrix Spike Dup (W1F0891-MSD1)			Source: 1F09001-02			Prepared: 06/15/21 Analyzed: 06/17/21					
Antimony, Total	52.0	0.089	0.50	ug/l	50.0	2.12	100	70-130	1	30	
Arsenic, Total	51.3	0.074	0.40	ug/l	50.0	1.45	100	70-130	3	30	
Beryllium, Total	49.5	0.062	0.10	ug/l	50.0	ND	99	70-130	1	30	
Cadmium, Total	47.1	0.042	0.20	ug/l	50.0	ND	94	70-130	2	30	
Chromium, Total	47.0	0.089	0.20	ug/l	50.0	0.688	93	70-130	3	30	
Copper, Total	50.8	0.23	0.50	ug/l	50.0	4.25	93	70-130	2	30	
Lead, Total	49.4	0.083	0.20	ug/l	50.0	ND	99	70-130	1	30	
Nickel, Total	51.8	0.16	2.0	ug/l	50.0	6.46	91	70-130	3	30	
Selenium, Total	50.3	0.067	0.40	ug/l	50.0	4.36	92	70-130	2	30	
Silver, Total	46.7	0.030	0.20	ug/l	50.0	0.879	92	70-130	0.6	30	
Thallium, Total	49.5	0.021	0.20	ug/l	50.0	0.0255	99	70-130	1	30	
Zinc, Total	57.5	0.80	10	ug/l	50.0	11.8	91	70-130	3	30	

Batch: W1F0983 - EPA 245.1

Blank (W1F0983-BLK1)											
Mercury, Total	ND	0.017	0.050	ug/l	Prepared & Analyzed: 06/17/21						
LCS (W1F0983-BS1)											
Mercury, Total	1.01	0.017	0.050	ug/l	1.00	101	85-115				
Matrix Spike (W1F0983-MS1)											
Mercury, Total	0.996	0.017	0.050	ug/l	1.00	ND	100	70-130			
Matrix Spike (W1F0983-MS2)											
Mercury, Total	1.01	0.017	0.050	ug/l	1.00	ND	101	70-130			
Matrix Spike Dup (W1F0983-MSD1)											
Mercury, Total	1.02	0.017	0.050	ug/l	1.00	ND	102	70-130	2	20	
Matrix Spike Dup (W1F0983-MSD2)											
Mercury, Total	0.977	0.017	0.050	ug/l	1.00	ND	98	70-130	3	20	



WECK LABORATORIES, INC.

City of Santa Monica - Water Resources
2500 Michigan Ave
Santa Monica, CA 90404

Project Number: 61-1003-01 (SM-1)

Project Manager: David Tu

Certificate of Analysis

FINAL REPORT

Reported:
06/24/2021 16:56




Notes and Definitions

Item	Definition
*	The recommended holding time for this analysis is only 15 minutes. The sample was analyzed as soon as it was possible but it was received and analyzed past holding time.
J	Estimated conc. detected <MRL and >MDL.
M-02	Due to the nature of matrix interferences, sample was diluted prior to preparation. The MDL and MRL were raised due to the dilution.
%REC	Percent Recovery
Dil	Dilution
MDL	Method Detection Limit
MRL	The minimum levels, concentrations, or quantities of a target variable (e.g., target analyte) that can be reported with a specified degree of confidence. The MRL is also known as Limit of Quantitation (LOQ)
ND	NOT DETECTED at or above the Method Reporting Limit (MRL). If Method Detection Limit (MDL) is reported, then ND means not detected at or above the MDL.
RPD	Relative Percent Difference
Source	Sample that was matrix spiked or duplicated.

Any remaining sample(s) will be disposed of one month from the final report date unless other arrangements are made in advance.

All results are expressed on wet weight basis unless otherwise specified.

All samples collected by Weck Laboratories have been sampled in accordance to laboratory SOP Number MIS002.



WECK LABORATORIES, INC.

Certificate of Analysis

FINAL REPORT

Work Orders: 1F10045

Report Date: 6/24/2021

Received Date: 06/10/2021

Project: 61-1002-01 (LA-1)

Turnaround Time: Normal

Phones: (310) 458-8235

Fax: (310) 393-6697

Attn: David Tu

P.O. #:

Client: City of Santa Monica - Water Resources
2500 Michigan Ave
Santa Monica, CA 90404

Billing Code:

DoD-ELAP ANAB #L2457 • DoD-ISO ANAB # • ELAP-CA #1132 • EPA-UCMR #CA00211 • Guam-EPA #17-008R • HW-DOH # • ISO17025 ANAB #L2457.01 • LACSD #10143 • NELAP-OR #4047 • NJ-DEP #CA015 • NV-DEP #NAC 445A • SCAQMD #93LA1006

This is a complete final report. The information in this report applies to the samples analyzed in accordance with the chain-of-custody document. Weck Laboratories certifies that the test results meet all requirements of TNI unless noted by qualifiers or written in the Case Narrative. This analytical report must be reproduced in its entirety.


Dear David Tu,

Enclosed are the results of analyses for samples received 6/10/21 with the Chain-of-Custody document. The samples were received in good condition, at 8.7 °C and on ice. All analyses met the method criteria except as noted in the case narrative or in the report with data qualifiers.

Reviewed by:

Kim G. Tu
Project Manager





WECK LABORATORIES, INC.

City of Santa Monica - Water Resources
2500 Michigan Ave
Santa Monica, CA 90404

Certificate of Analysis

FINAL REPORT

Project Number: 61-1002-01 (LA-1)


Reported:

06/24/2021 16:55

Project Manager: David Tu

Sample Summary

Sample Name	Sampled By	Lab ID	Matrix	Sampled	Qualifiers
61-1002-01 P1 + 61-1002-01 P2	David Tu	1F10045-01	Water	06/10/21 08:30	
61-1002-01 P3	David Tu	1F10045-02	Water	06/10/21 08:30	
61-1002-01 P4	David Tu	1F10045-03	Water	06/10/21 08:30	



WECK LABORATORIES, INC.

City of Santa Monica - Water Resources
2500 Michigan Ave
Santa Monica, CA 90404

Project Number: 61-1002-01 (LA-1)

Project Manager: David Tu

Certificate of Analysis

FINAL REPORT

Reported:
06/24/2021 16:55

Sample Results

Sample: 61-1002-01 P1 + 61-1002-01 P2
1F10045-01 (Water) Sampled: 06/10/21 8:30 by David Tu

Analyte	Result	MDL	MRL	Units	Dil	Analyzed	Qualifier
---------	--------	-----	-----	-------	-----	----------	-----------

Conventional Chemistry/Physical Parameters by APHA/EPA/ASTM Methods

Method: SM 2540D Instr: OVEN15
 Batch ID: W1F0814 Preparation: _NONE (WETCHEM) Prepared: 06/14/21 13:42 Analyst: ism
Total Suspended Solids **47** 5 mg/l 1 06/15/21

Method: SM 4500H+-B Instr: AA02
 Batch ID: W1F0690 Preparation: _NONE (WETCHEM) Prepared: 06/10/21 16:23 Analyst: sbn
pH **7.27** 0.10 0.10 Units 1 06/10/21 17:41 *

Sample: 61-1002-01 P3
1F10045-02 (Water) Sampled: 06/10/21 8:30 by David Tu

Analyte	Result	MDL	MRL	Units	Dil	Analyzed	Qualifier
---------	--------	-----	-----	-------	-----	----------	-----------

Conventional Chemistry/Physical Parameters by APHA/EPA/ASTM Methods

Method: SM 5210B Instr: PH13
 Batch ID: W1F0723 Preparation: _NONE (WETCHEM) Prepared: 06/11/21 11:04 Analyst: SSI
Biochemical Oxygen Demand **140** 2.0 2.0 mg/l 1 06/16/21


Sample: 61-1002-01 P4
1F10045-03 (Water) Sampled: 06/10/21 8:30 by David Tu

Analyte	Result	MDL	MRL	Units	Dil	Analyzed	Qualifier
---------	--------	-----	-----	-------	-----	----------	-----------

Metals by EPA 200 Series Methods

Method: EPA 200.8 Instr: ICPMS06
 Batch ID: W1F0891 Preparation: EPA 200.2 Prepared: 06/15/21 13:00 Analyst: MPN
Antimony, Total **0.41** 0.089 0.50 ug/l 1 06/17/21 J
Arsenic, Total **1.7** 0.074 0.40 ug/l 1 06/17/21
 Beryllium, Total ND 0.062 0.10 ug/l 1 06/17/21
Cadmium, Total **0.082** 0.042 0.20 ug/l 1 06/17/21 J
Chromium, Total **0.78** 0.089 0.20 ug/l 1 06/17/21
Copper, Total **89** 0.23 0.50 ug/l 1 06/17/21
Lead, Total **0.69** 0.083 0.20 ug/l 1 06/17/21
Nickel, Total **3.7** 0.16 2.0 ug/l 1 06/17/21
Selenium, Total **0.71** 0.067 0.40 ug/l 1 06/17/21
Silver, Total **0.27** 0.030 0.20 ug/l 1 06/17/21
 Thallium, Total ND 0.021 0.20 ug/l 1 06/17/21
Zinc, Total **80** 0.80 10 ug/l 1 06/17/21

Method: EPA 245.1 Instr: HG03
 Batch ID: W1F0983 Preparation: EPA 245.1 Prepared: 06/17/21 10:30 Analyst: ASN
 Mercury, Total ND 0.034 0.10 ug/l 1 06/17/21 M-02



WECK LABORATORIES, INC.

City of Santa Monica - Water Resources
2500 Michigan Ave
Santa Monica, CA 90404

Project Number: 61-1002-01 (LA-1)

Project Manager: David Tu

Certificate of Analysis

FINAL REPORT


Reported:

06/24/2021 16:55

Quality Control Results

Conventional Chemistry/Physical Parameters by APHA/EPA/ASTM Methods

Analyte	Result	MDL	MRL	Units	Spike Level	Source Result	%REC	Limits	RPD	RPD Limit	Qualifier
Batch: W1F0690 - SM 4500H+-B											
LCS (W1F0690-BS1) Prepared & Analyzed: 06/10/21											
pH	9.08	0.10	0.10	Units	9.18		99	98.8-101			
Duplicate (W1F0690-DUP1) Source: 1E30001-01 Prepared & Analyzed: 06/10/21											
pH	7.84	0.10	0.10	Units		7.81			0.4	3.1	
Batch: W1F0723 - SM 5210B											
Blank (W1F0723-BLK1) Prepared: 06/11/21 Analyzed: 06/16/21											
Biochemical Oxygen Demand	ND	2.0	2.0	mg/l							
Blank (W1F0723-BLK2) Prepared: 06/11/21 Analyzed: 06/16/21											
Biochemical Oxygen Demand	ND	2.0	2.0	mg/l							
LCS (W1F0723-BS1) Prepared: 06/11/21 Analyzed: 06/16/21											
Biochemical Oxygen Demand	190	2.0	2.0	mg/l	198		96	85-115			
Duplicate (W1F0723-DUP1) Source: 1E31009-01 Prepared: 06/11/21 Analyzed: 06/16/21											
Biochemical Oxygen Demand	ND	2.0	2.0	mg/l		ND				20	
Batch: W1F0814 - SM 2540D											
Blank (W1F0814-BLK1) Prepared: 06/14/21 Analyzed: 06/15/21											
Total Suspended Solids	ND		5	mg/l							
LCS (W1F0814-BS1) Prepared: 06/14/21 Analyzed: 06/15/21											
Total Suspended Solids	59.3		5	mg/l	60.3		98	90-110			
Duplicate (W1F0814-DUP1) Source: 1F01007-02 Prepared: 06/14/21 Analyzed: 06/15/21											
Total Suspended Solids	400		5	mg/l		432			8	10	
Duplicate (W1F0814-DUP2) Source: 1F09073-02 Prepared: 06/14/21 Analyzed: 06/15/21											
Total Suspended Solids	184		5	mg/l		188			2	10	



WECK LABORATORIES, INC.

City of Santa Monica - Water Resources
2500 Michigan Ave
Santa Monica, CA 90404

Certificate of Analysis

FINAL REPORT

Project Number: 61-1002-01 (LA-1)

Reported:

06/24/2021 16:55


Project Manager: David Tu

Quality Control Results

(Continued)

Metals by EPA 200 Series Methods

Analyte	Result	MDL	MRL	Units	Spike Level	Source Result	%REC	Limits	RPD	RPD Limit	Qualifier
Batch: W1F0891 - EPA 200.8											
Blank (W1F0891-BLK1)					Prepared: 06/15/21 Analyzed: 06/17/21						
Antimony, Total	ND	0.089	0.50	ug/l							
Arsenic, Total	ND	0.074	0.40	ug/l							
Beryllium, Total	ND	0.062	0.10	ug/l							
Cadmium, Total	ND	0.042	0.20	ug/l							
Chromium, Total	ND	0.089	0.20	ug/l							
Copper, Total	ND	0.23	0.50	ug/l							
Lead, Total	ND	0.083	0.20	ug/l							
Nickel, Total	ND	0.16	2.0	ug/l							
Selenium, Total	ND	0.067	0.40	ug/l							
Silver, Total	ND	0.030	0.20	ug/l							
Thallium, Total	ND	0.021	0.20	ug/l							
Zinc, Total	ND	0.80	10	ug/l							
LCS (W1F0891-BS1)											
					Prepared: 06/15/21 Analyzed: 06/17/21						
Antimony, Total	50.0	0.089	0.50	ug/l	50.0		100	85-115			
Arsenic, Total	50.5	0.074	0.40	ug/l	50.0		101	85-115			
Beryllium, Total	49.1	0.062	0.10	ug/l	50.0		98	85-115			
Cadmium, Total	50.3	0.042	0.20	ug/l	50.0		101	85-115			
Chromium, Total	50.3	0.089	0.20	ug/l	50.0		101	85-115			
Copper, Total	52.9	0.23	0.50	ug/l	50.0		106	85-115			
Lead, Total	49.9	0.083	0.20	ug/l	50.0		100	85-115			
Nickel, Total	51.4	0.16	2.0	ug/l	50.0		103	85-115			
Selenium, Total	49.3	0.067	0.40	ug/l	50.0		99	85-115			
Silver, Total	50.1	0.030	0.20	ug/l	50.0		100	85-115			
Thallium, Total	49.9	0.021	0.20	ug/l	50.0		100	85-115			
Zinc, Total	49.0	0.80	10	ug/l	50.0		98	85-115			
Matrix Spike (W1F0891-MS1)											
			Source: 1F09001-02		Prepared: 06/15/21 Analyzed: 06/17/21						
Antimony, Total	52.7	0.089	0.50	ug/l	50.0	2.12	101	70-130			
Arsenic, Total	53.1	0.074	0.40	ug/l	50.0	1.45	103	70-130			
Beryllium, Total	50.2	0.062	0.10	ug/l	50.0	ND	100	70-130			
Cadmium, Total	47.9	0.042	0.20	ug/l	50.0	ND	96	70-130			
Chromium, Total	48.6	0.089	0.20	ug/l	50.0	0.688	96	70-130			
Copper, Total	52.0	0.23	0.50	ug/l	50.0	4.25	95	70-130			
Lead, Total	50.0	0.083	0.20	ug/l	50.0	ND	100	70-130			
Nickel, Total	53.6	0.16	2.0	ug/l	50.0	6.46	94	70-130			
Selenium, Total	51.3	0.067	0.40	ug/l	50.0	4.36	94	70-130			
Silver, Total	46.9	0.030	0.20	ug/l	50.0	0.879	92	70-130			
Thallium, Total	50.1	0.021	0.20	ug/l	50.0	0.0255	100	70-130			
Zinc, Total	59.4	0.80	10	ug/l	50.0	11.8	95	70-130			



WECK LABORATORIES, INC.

City of Santa Monica - Water Resources
2500 Michigan Ave
Santa Monica, CA 90404

Certificate of Analysis

FINAL REPORT

Project Number: 61-1002-01 (LA-1)

Reported:

06/24/2021 16:55

Project Manager: David Tu

Quality Control Results


(Continued)

Metals by EPA 200 Series Methods (Continued)

Analyte	Result	MDL	MRL	Units	Spike Level	Source Result	%REC	Limits	RPD	RPD Limit	Qualifier
Batch: W1F0891 - EPA 200.8 (Continued)											
Matrix Spike Dup (W1F0891-MSD1)		Source: 1F09001-02			Prepared: 06/15/21 Analyzed: 06/17/21						
Antimony, Total	52.0	0.089	0.50	ug/l	50.0	2.12	100	70-130	1	30	
Arsenic, Total	51.3	0.074	0.40	ug/l	50.0	1.45	100	70-130	3	30	
Beryllium, Total	49.5	0.062	0.10	ug/l	50.0	ND	99	70-130	1	30	
Cadmium, Total	47.1	0.042	0.20	ug/l	50.0	ND	94	70-130	2	30	
Chromium, Total	47.0	0.089	0.20	ug/l	50.0	0.688	93	70-130	3	30	
Copper, Total	50.8	0.23	0.50	ug/l	50.0	4.25	93	70-130	2	30	
Lead, Total	49.4	0.083	0.20	ug/l	50.0	ND	99	70-130	1	30	
Nickel, Total	51.8	0.16	2.0	ug/l	50.0	6.46	91	70-130	3	30	
Selenium, Total	50.3	0.067	0.40	ug/l	50.0	4.36	92	70-130	2	30	
Silver, Total	46.7	0.030	0.20	ug/l	50.0	0.879	92	70-130	0.6	30	
Thallium, Total	49.5	0.021	0.20	ug/l	50.0	0.0255	99	70-130	1	30	
Zinc, Total	57.5	0.80	10	ug/l	50.0	11.8	91	70-130	3	30	

Batch: W1F0983 - EPA 245.1

Blank (W1F0983-BLK1)					Prepared & Analyzed: 06/17/21						
Mercury, Total	ND	0.017	0.050	ug/l							
LCS (W1F0983-BS1)					Prepared & Analyzed: 06/17/21						
Mercury, Total	1.01	0.017	0.050	ug/l	1.00		101	85-115			
Matrix Spike (W1F0983-MS1)		Source: 1E20007-01			Prepared & Analyzed: 06/17/21						
Mercury, Total	0.996	0.017	0.050	ug/l	1.00	ND	100	70-130			
Matrix Spike (W1F0983-MS2)		Source: 1F11067-01			Prepared & Analyzed: 06/17/21						
Mercury, Total	1.01	0.017	0.050	ug/l	1.00	ND	101	70-130			
Matrix Spike Dup (W1F0983-MSD1)		Source: 1E20007-01			Prepared & Analyzed: 06/17/21						
Mercury, Total	1.02	0.017	0.050	ug/l	1.00	ND	102	70-130	2	20	
Matrix Spike Dup (W1F0983-MSD2)		Source: 1F11067-01			Prepared & Analyzed: 06/17/21						
Mercury, Total	0.977	0.017	0.050	ug/l	1.00	ND	98	70-130	3	20	



WECK LABORATORIES, INC.

City of Santa Monica - Water Resources
2500 Michigan Ave
Santa Monica, CA 90404

Project Number: 61-1002-01 (LA-1)

Project Manager: David Tu

Certificate of Analysis

FINAL REPORT

Reported:
06/24/2021 16:55



Notes and Definitions

Item	Definition
*	The recommended holding time for this analysis is only 15 minutes. The sample was analyzed as soon as it was possible but it was received and analyzed past holding time.
J	Estimated conc. detected <MRL and >MDL.
M-02	Due to the nature of matrix interferences, sample was diluted prior to preparation. The MDL and MRL were raised due to the dilution.
%REC	Percent Recovery
Dil	Dilution
MDL	Method Detection Limit
MRL	The minimum levels, concentrations, or quantities of a target variable (e.g., target analyte) that can be reported with a specified degree of confidence. The MRL is also known as Limit of Quantitation (LOQ)
ND	NOT DETECTED at or above the Method Reporting Limit (MRL). If Method Detection Limit (MDL) is reported, then ND means not detected at or above the MDL.
RPD	Relative Percent Difference
Source	Sample that was matrix spiked or duplicated.

Any remaining sample(s) will be disposed of one month from the final report date unless other arrangements are made in advance.

All results are expressed on wet weight basis unless otherwise specified.

All samples collected by Weck Laboratories have been sampled in accordance to laboratory SOP Number MIS002.

Work Orders: 1G16030

Project: 61-1002-01 (LA-1)

Attn: David Tu

Client: City of Santa Monica - Water Resources
2500 Michigan Ave
Santa Monica, CA 90404

Report Date: 8/04/2021

Received Date: 07/16/2021

Turnaround Time: Normal

Phones: (310) 458-8235

Fax: (310) 393-6697

P.O. #:

Billing Code:

DoD-ELAP ANAB #ADE-2882 • DoD-ISO ANAB # • ELAP-CA #1132 • EPA-UCMR #CA00211 • Guam-EPA #17-008R • HW-DOH #4047 • ISO17025 ANAB #L2457.01 • LACSD #10143 • NELAP-OR #4047 • NJ-DEP #CA015 • SCAQMD #93LA1006

This is a complete final report. The information in this report applies to the samples analyzed in accordance with the chain-of-custody document. Weck Laboratories certifies that the test results meet all requirements of TNI unless noted by qualifiers or written in the Case Narrative. This analytical report must be reproduced in its entirety.

Dear David Tu,

Enclosed are the results of analyses for samples received 7/16/21 with the Chain-of-Custody document. The samples were received in good condition, at 4.2 °C and on ice. All analyses met the method criteria except as noted in the case narrative or in the report with data qualifiers.

Reviewed by:



Kim G. Tu
Project Manager



City of Santa Monica - Water Resources
2500 Michigan Ave
Santa Monica, CA 90404

Project Number: 61-1002-01 (LA-1)

Reported:
08/04/2021 15:37

Project Manager: David Tu

Sample Summary

Sample Name	Sampled By	Lab ID	Matrix	Sampled	Qualifiers
61-1002-01 P1 + 61-1002-01 P2	DT	1G16030-01	Water	07/16/21 08:30	
61-1002-01 P3	DT	1G16030-02	Water	07/16/21 08:30	
61-1002-01 P4	DT	1G16030-03	Water	07/16/21 08:30	

City of Santa Monica - Water Resources
2500 Michigan Ave
Santa Monica, CA 90404

Project Number: 61-1002-01 (LA-1)

Reported:
08/04/2021 15:37

Project Manager: David Tu

Sample Results

Sample: 61-1002-01 P1 + 61-1002-01 P2
1G16030-01 (Water) Sampled: 07/16/21 8:30 by DT

Analyte	Result	MDL	MRL	Units	Dil	Analyzed	Qualifier
Conventional Chemistry/Physical Parameters by APHA/EPA/ASTM Methods							
Method: SM 2540D			Instr: OVEN15				
Batch ID: W1G1002		Preparation: _NONE (WETCHEM)		Prepared: 07/20/21 13:58		Analyst: ism	
Total Suspended Solids	110		5	mg/l	1	07/21/21	
Method: SM 4500H+-B			Instr: AA02				
Batch ID: W1G0834		Preparation: _NONE (WETCHEM)		Prepared: 07/16/21 15:58		Analyst: sbn	
pH	7.31	0.10	0.10	Units	1	07/16/21 17:11	*

Sample Results

Sample: 61-1002-01 P3
1G16030-02 (Water) Sampled: 07/16/21 8:30 by DT

Analyte	Result	MDL	MRL	Units	Dil	Analyzed	Qualifier
Conventional Chemistry/Physical Parameters by APHA/EPA/ASTM Methods							
Method: SM 5210B			Instr: PH13				
Batch ID: W1G0816		Preparation: _NONE (WETCHEM)		Prepared: 07/16/21 11:20		Analyst: heq	
Biochemical Oxygen Demand	180	2.0	2.0	mg/l	1	07/21/21	

Sample Results

Sample: 61-1002-01 P4
1G16030-03 (Water) Sampled: 07/16/21 8:30 by DT

Analyte	Result	MDL	MRL	Units	Dil	Analyzed	Qualifier
Metals by EPA 200 Series Methods							
Method: EPA 200.8			Instr: ICPMS06				
Batch ID: W1G0942		Preparation: EPA 200.2		Prepared: 07/21/21 11:05		Analyst: MPN	
Antimony, Total	0.56	0.18	1.0	ug/l	1	07/22/21	J, M-02
Arsenic, Total	2.1	0.15	0.80	ug/l	1	07/22/21	M-02
Beryllium, Total	ND	0.12	0.20	ug/l	1	07/22/21	M-02
Cadmium, Total	0.22	0.083	0.40	ug/l	1	07/22/21	M-02, J
Chromium, Total	1.1	0.18	0.40	ug/l	1	07/22/21	M-02
Copper, Total	150	0.45	1.0	ug/l	1	07/22/21	M-02
Lead, Total	1.2	0.17	0.40	ug/l	1	07/22/21	M-02
Nickel, Total	5.1	0.33	4.0	ug/l	1	07/22/21	M-02
Selenium, Total	0.93	0.13	0.80	ug/l	1	07/22/21	M-02
Silver, Total	0.44	0.060	0.40	ug/l	1	07/22/21	M-02
Thallium, Total	ND	0.042	0.40	ug/l	1	07/22/21	M-02
Zinc, Total	140	1.6	20	ug/l	1	07/22/21	M-02
Method: EPA 245.1			Instr: HG03				
Batch ID: W1G1182		Preparation: EPA 245.1		Prepared: 07/25/21 12:40		Analyst: ASN	
Mercury, Total	0.078	0.034	0.10	ug/l	1	07/27/21	M-02, J

City of Santa Monica - Water Resources
 2500 Michigan Ave
 Santa Monica, CA 90404

Project Number: 61-1002-01 (LA-1)

Reported:
 08/04/2021 15:37

Project Manager: David Tu

Quality Control Results

Conventional Chemistry/Physical Parameters by APHA/EPA/ASTM Methods

Analyte	Result	MDL	MRL	Units	Spike Level	Source Result	%REC	Limits	RPD	Limit	Qualifier
Batch: W1G0816 - SM 5210B											
Blank (W1G0816-BLK1)											
Biochemical Oxygen Demand	ND	2.0	2.0	mg/l							
						Prepared: 07/16/21 Analyzed: 07/28/21					
Blank (W1G0816-BLK2)											
Biochemical Oxygen Demand	ND	2.0	2.0	mg/l							
						Prepared: 07/16/21 Analyzed: 07/28/21					
LCS (W1G0816-BS1)											
Biochemical Oxygen Demand	187	2.0	2.0	mg/l	198		94	85-115			
						Prepared: 07/16/21 Analyzed: 07/21/21					
Duplicate (W1G0816-DUP1)											
Biochemical Oxygen Demand	246	2.0	2.0	mg/l		265			7	20	
						Source: 1G16032-02 Prepared: 07/16/21 Analyzed: 07/21/21					
Batch: W1G0834 - SM 4500H+-B											
LCS (W1G0834-BS1)											
pH	9.09	0.10	0.10	Units	9.18		99	98.8-101			
						Prepared & Analyzed: 07/16/21					
Duplicate (W1G0834-DUP1)											
pH	7.80	0.10	0.10	Units		7.75			0.6	3.1	
						Source: 1G13005-02 Prepared & Analyzed: 07/16/21					
Batch: W1G1002 - SM 2540D											
Blank (W1G1002-BLK1)											
Total Suspended Solids	ND		5	mg/l							
						Prepared: 07/20/21 Analyzed: 07/21/21					
LCS (W1G1002-BS1)											
Total Suspended Solids	64.2		5	mg/l	60.2		107	90-110			
						Prepared: 07/20/21 Analyzed: 07/21/21					
Duplicate (W1G1002-DUP1)											
Total Suspended Solids	116		5	mg/l		118			2	10	
						Source: 1G16032-01 Prepared: 07/20/21 Analyzed: 07/21/21					
Duplicate (W1G1002-DUP2)											
Total Suspended Solids	5.40		5	mg/l		5.20			4	10	
						Source: 1G16047-01 Prepared: 07/20/21 Analyzed: 07/21/21					

City of Santa Monica - Water Resources
 2500 Michigan Ave
 Santa Monica, CA 90404

Project Number: 61-1002-01 (LA-1)

Reported:
 08/04/2021 15:37

Project Manager: David Tu

Quality Control Results

(Continued)

Metals by EPA 200 Series Methods

Analyte	Result	MDL	MRL	Units	Spike Level	Source Result	%REC	Limits	RPD	RPD Limit	Qualifier
Batch: W1G0942 - EPA 200.8											
Blank (W1G0942-BLK1)						Prepared: 07/21/21 Analyzed: 07/22/21					
Antimony, Total	ND	0.089	0.50	ug/l							
Arsenic, Total	ND	0.074	0.40	ug/l							
Beryllium, Total	ND	0.062	0.10	ug/l							
Cadmium, Total	ND	0.042	0.20	ug/l							
Chromium, Total	ND	0.089	0.20	ug/l							
Copper, Total	ND	0.23	0.50	ug/l							
Lead, Total	ND	0.083	0.20	ug/l							
Nickel, Total	ND	0.16	2.0	ug/l							
Selenium, Total	ND	0.067	0.40	ug/l							
Silver, Total	ND	0.030	0.20	ug/l							
Thallium, Total	ND	0.021	0.20	ug/l							
Zinc, Total	ND	0.80	10	ug/l							
LCS (W1G0942-BS1)											
Prepared: 07/21/21 Analyzed: 07/22/21											
Antimony, Total	49.8	0.089	0.50	ug/l	50.0		100	85-115			
Arsenic, Total	49.6	0.074	0.40	ug/l	50.0		99	85-115			
Beryllium, Total	47.3	0.062	0.10	ug/l	50.0		95	85-115			
Cadmium, Total	48.8	0.042	0.20	ug/l	50.0		98	85-115			
Chromium, Total	48.9	0.089	0.20	ug/l	50.0		98	85-115			
Copper, Total	51.1	0.23	0.50	ug/l	50.0		102	85-115			
Lead, Total	48.8	0.083	0.20	ug/l	50.0		98	85-115			
Nickel, Total	49.6	0.16	2.0	ug/l	50.0		99	85-115			
Selenium, Total	48.3	0.067	0.40	ug/l	50.0		97	85-115			
Silver, Total	48.9	0.030	0.20	ug/l	50.0		98	85-115			
Thallium, Total	48.5	0.021	0.20	ug/l	50.0		97	85-115			
Zinc, Total	47.3	0.80	10	ug/l	50.0		95	85-115			
Matrix Spike (W1G0942-MS1)											
Source: 1G08008-06				Prepared: 07/21/21 Analyzed: 07/22/21							
Antimony, Total	50.0	0.089	0.50	ug/l	50.0	ND	100	70-130			
Arsenic, Total	49.3	0.074	0.40	ug/l	50.0	0.702	97	70-130			
Beryllium, Total	46.6	0.062	0.10	ug/l	50.0	ND	93	70-130			
Cadmium, Total	47.6	0.042	0.20	ug/l	50.0	ND	95	70-130			
Chromium, Total	48.4	0.089	0.20	ug/l	50.0	0.327	96	70-130			
Copper, Total	48.5	0.23	0.50	ug/l	50.0	0.315	96	70-130			
Lead, Total	48.9	0.083	0.20	ug/l	50.0	ND	98	70-130			
Nickel, Total	48.0	0.16	2.0	ug/l	50.0	0.337	95	70-130			
Selenium, Total	47.6	0.067	0.40	ug/l	50.0	0.399	94	70-130			
Silver, Total	46.2	0.030	0.20	ug/l	50.0	ND	92	70-130			
Thallium, Total	49.2	0.021	0.20	ug/l	50.0	ND	98	70-130			
Zinc, Total	45.1	0.80	10	ug/l	50.0	ND	90	70-130			

City of Santa Monica - Water Resources
 2500 Michigan Ave
 Santa Monica, CA 90404

Project Number: 61-1002-01 (LA-1)

Reported:
 08/04/2021 15:37

Project Manager: David Tu

Quality Control Results

(Continued)

Metals by EPA 200 Series Methods (Continued)

Analyte	Result	MDL	MRL	Units	Spike Level	Source Result	%REC	Limits	RPD	RPD Limit	Qualifier
Batch: W1G0942 - EPA 200.8 (Continued)											
Matrix Spike Dup (W1G0942-MSD1)			Source: 1G08008-06			Prepared: 07/21/21 Analyzed: 07/22/21					
Antimony, Total	50.1	0.089	0.50	ug/l	50.0	ND	100	70-130	0.2	30	
Arsenic, Total	50.1	0.074	0.40	ug/l	50.0	0.702	99	70-130	2	30	
Beryllium, Total	48.4	0.062	0.10	ug/l	50.0	ND	97	70-130	4	30	
Cadmium, Total	47.6	0.042	0.20	ug/l	50.0	ND	95	70-130	0.09	30	
Chromium, Total	48.9	0.089	0.20	ug/l	50.0	0.327	97	70-130	1	30	
Copper, Total	48.7	0.23	0.50	ug/l	50.0	0.315	97	70-130	0.5	30	
Lead, Total	49.7	0.083	0.20	ug/l	50.0	ND	100	70-130	2	30	
Nickel, Total	48.8	0.16	2.0	ug/l	50.0	0.337	97	70-130	1	30	
Selenium, Total	48.0	0.067	0.40	ug/l	50.0	0.399	95	70-130	0.9	30	
Silver, Total	49.5	0.030	0.20	ug/l	50.0	ND	99	70-130	7	30	
Thallium, Total	50.0	0.021	0.20	ug/l	50.0	ND	100	70-130	2	30	
Zinc, Total	45.8	0.80	10	ug/l	50.0	ND	92	70-130	1	30	
Batch: W1G1182 - EPA 245.1											
Blank (W1G1182-BLK1)						Prepared: 07/25/21 Analyzed: 07/27/21					
Mercury, Total	ND	0.017	0.050	ug/l							
Matrix Spike (W1G1182-MS1)			Source: 1G19063-01			Prepared: 07/25/21 Analyzed: 07/27/21					
Mercury, Total	1.02	0.017	0.050	ug/l	1.00	ND	102	70-130			
Matrix Spike (W1G1182-MS2)			Source: 1G08008-02			Prepared: 07/25/21 Analyzed: 07/27/21					
Mercury, Total	1.02	0.017	0.050	ug/l	1.00	0.0254	99	70-130			
Matrix Spike Dup (W1G1182-MSD1)			Source: 1G19063-01			Prepared: 07/25/21 Analyzed: 07/27/21					
Mercury, Total	1.02	0.017	0.050	ug/l	1.00	ND	102	70-130	0.1	20	
Matrix Spike Dup (W1G1182-MSD2)			Source: 1G08008-02			Prepared: 07/25/21 Analyzed: 07/27/21					
Mercury, Total	1.02	0.017	0.050	ug/l	1.00	0.0254	100	70-130	0.8	20	

City of Santa Monica - Water Resources
 2500 Michigan Ave
 Santa Monica, CA 90404

Project Number: 61-1002-01 (LA-1)

Project Manager: David Tu

Reported:
 08/04/2021 15:37

Notes and Definitions

Item	Definition
*	The recommended holding time for this analysis is only 15 minutes. The sample was analyzed as soon as it was possible but it was received and analyzed past holding time.
J	Estimated conc. detected <MRL and >MDL.
M-02	Due to the nature of matrix interferences, sample was diluted prior to preparation. The MDL and MRL were raised due to the dilution.
%REC	Percent Recovery
Dil	Dilution
MDL	Method Detection Limit
MRL	The minimum levels, concentrations, or quantities of a target variable (e.g., target analyte) that can be reported with a specified degree of confidence. The MRL is also known as Limit of Quantitation (LOQ)
ND	NOT DETECTED at or above the Method Reporting Limit (MRL). If Method Detection Limit (MDL) is reported, then ND means not detected at or above the MDL.
RPD	Relative Percent Difference
Source	Sample that was matrix spiked or duplicated.

Any remaining sample(s) will be disposed of one month from the final report date unless other arrangements are made in advance.

All results are expressed on wet weight basis unless otherwise specified.

All samples collected by Weck Laboratories have been sampled in accordance to laboratory SOP Number MIS002.

Work Orders: 1G16032

Report Date: 8/04/2021

Project: 61-1003-01 (SM-1)

Received Date: 07/16/2021

Turnaround Time: Normal

Phones: (310) 458-8235

Fax: (310) 393-6697

Attn: David Tu

P.O. #:

Client: City of Santa Monica - Water Resources
2500 Michigan Ave
Santa Monica, CA 90404

Billing Code:

DoD-ELAP ANAB #ADE-2882 • DoD-ISO ANAB # • ELAP-CA #1132 • EPA-UCMR #CA00211 • Guam-EPA #17-008R • HW-DOH #4047 • ISO17025 ANAB #L2457.01 • LACSD #10143 • NELAP-OR #4047 • NJ-DEP #CA015 • SCAQMD #93LA1006

This is a complete final report. The information in this report applies to the samples analyzed in accordance with the chain-of-custody document. Weck Laboratories certifies that the test results meet all requirements of TNI unless noted by qualifiers or written in the Case Narrative. This analytical report must be reproduced in its entirety.

Dear David Tu,

Enclosed are the results of analyses for samples received 7/16/21 with the Chain-of-Custody document. The samples were received in good condition, at 4.2 °C and on ice. All analyses met the method criteria except as noted in the case narrative or in the report with data qualifiers.

Reviewed by:



Kim G. Tu
Project Manager



City of Santa Monica - Water Resources
 2500 Michigan Ave
 Santa Monica, CA 90404

Project Number: 61-1003-01 (SM-1)

Project Manager: David Tu

Reported:
 08/04/2021 15:38

Sample Summary

Sample Name	Sampled By	Lab ID	Matrix	Sampled	Qualifiers
61-1003-01 P1 + 61-1003-01 P2	DT	1G16032-01	Water	07/16/21 08:00	
61-1003-01 P3	DT	1G16032-02	Water	07/16/21 08:00	
61-1003-01 P4	DT	1G16032-03	Water	07/16/21 08:00	

Analyses Accreditation Summary

Analyte	CAS #	Not By NELAP	ANAB ISO 17025
Field in Water pH, Field Temperature, Degrees C	PH	✓ ✓	

City of Santa Monica - Water Resources
2500 Michigan Ave
Santa Monica, CA 90404

Project Number: 61-1003-01 (SM-1)

Reported:
08/04/2021 15:38

Project Manager: David Tu

Sample Results

Sample: 61-1003-01 P1 + 61-1003-01 P2
1G16032-01 (Water) Sampled: 07/16/21 8:00 by DT

Analyte	Result	MDL	MRL	Units	Dil	Analyzed	Qualifier
Conventional Chemistry/Physical Parameters by APHA/EPA/ASTM Methods							
Method: SM 2540D				Instr: OVEN15			
Batch ID: W1G1002		Preparation: _NONE (WETCHEM)		Prepared: 07/20/21 13:58		Analyst: ism	
Total Suspended Solids	120		5	mg/l	1	07/21/21	
Method: SM 4500H+-B				Instr: AA02			
Batch ID: W1G0834		Preparation: _NONE (WETCHEM)		Prepared: 07/16/21 15:58		Analyst: sbn	
pH	7.45	0.10	0.10	Units	1	07/16/21 17:15	*

Sample Results

Sample: 61-1003-01 P3
1G16032-02 (Water) Sampled: 07/16/21 8:00 by DT

Analyte	Result	MDL	MRL	Units	Dil	Analyzed	Qualifier
Conventional Chemistry/Physical Parameters by APHA/EPA/ASTM Methods							
Method: SM 5210B				Instr: PH13			
Batch ID: W1G0816		Preparation: _NONE (WETCHEM)		Prepared: 07/16/21 11:20		Analyst: heq	
Biochemical Oxygen Demand	260	2.0	2.0	mg/l	1	07/21/21	

Sample Results

Sample: 61-1003-01 P4
1G16032-03 (Water) Sampled: 07/16/21 8:00 by DT

Analyte	Result	MDL	MRL	Units	Dil	Analyzed	Qualifier
Field Determinations							
Method: Field				Instr: _FIELD			
Batch ID: W1G0890		Preparation: *** DEFAULT PREP ***		Prepared: 07/16/21 08:00		Analyst: _clnt	
pH, Field	6.71			pH Units	1	07/16/21 08:00	
Temperature, Degrees C	21.4			°C	1	07/16/21	

Metals by EPA 200 Series Methods

Analyte	Result	MDL	MRL	Units	Dil	Analyzed	Qualifier
Method: EPA 200.8				Instr: ICPMS06			
Batch ID: W1G0942		Preparation: EPA 200.2		Prepared: 07/21/21 11:05		Analyst: MPN	
Antimony, Total	0.58	0.18	1.0	ug/l	1	07/22/21	M-02, J
Arsenic, Total	1.8	0.15	0.80	ug/l	1	07/22/21	M-02
Beryllium, Total	ND	0.12	0.20	ug/l	1	07/22/21	M-02
Cadmium, Total	0.14	0.083	0.40	ug/l	1	07/22/21	M-02, J
Chromium, Total	1.5	0.18	0.40	ug/l	1	07/22/21	M-02
Copper, Total	73	0.45	1.0	ug/l	1	07/22/21	M-02
Lead, Total	0.88	0.17	0.40	ug/l	1	07/22/21	M-02
Nickel, Total	3.3	0.33	4.0	ug/l	1	07/22/21	M-02, J
Selenium, Total	1.7	0.13	0.80	ug/l	1	07/22/21	M-02
Silver, Total	0.21	0.060	0.40	ug/l	1	07/22/21	M-02, J
Thallium, Total	ND	0.042	0.40	ug/l	1	07/22/21	M-02

City of Santa Monica - Water Resources
 2500 Michigan Ave
 Santa Monica, CA 90404

Project Number: 61-1003-01 (SM-1)

Project Manager: David Tu

Reported:
 08/04/2021 15:38

Sample Results

(Continued)

Sample: 61-1003-01 P4
 1G16032-03 (Water) Sampled: 07/16/21 8:00 by DT
(Continued)

Analyte	Result	MDL	MRL	Units	Dil	Analyzed	Qualifier
Metals by EPA 200 Series Methods (Continued)							
Method: EPA 200.8				Instr: ICPMS06			
Batch ID: W1G0942	Preparation: EPA 200.2		Prepared: 07/21/21 11:05			Analyst: MPN	
Zinc, Total	98	1.6	20	ug/l	1	07/22/21	M-02
Method: EPA 245.1				Instr: HG03			
Batch ID: W1G1182	Preparation: EPA 245.1		Prepared: 07/25/21 12:40			Analyst: ASN	
Mercury, Total	0.060	0.034	0.10	ug/l	1	07/27/21	M-02, J

City of Santa Monica - Water Resources
 2500 Michigan Ave
 Santa Monica, CA 90404

Project Number: 61-1003-01 (SM-1)

Reported:

08/04/2021 15:38

Project Manager: David Tu

Quality Control Results

Conventional Chemistry/Physical Parameters by APHA/EPA/ASTM Methods

Analyte	Result	MDL	MRL	Units	Spike Level	Source Result	%REC	Limits	RPD	Limit	Qualifier
Batch: W1G0816 - SM 5210B											
Blank (W1G0816-BLK1) Prepared: 07/16/21 Analyzed: 07/28/21											
Biochemical Oxygen Demand	ND	2.0	2.0	mg/l							
Blank (W1G0816-BLK2) Prepared: 07/16/21 Analyzed: 07/28/21											
Biochemical Oxygen Demand	ND	2.0	2.0	mg/l							
LCS (W1G0816-BS1) Prepared: 07/16/21 Analyzed: 07/21/21											
Biochemical Oxygen Demand	187	2.0	2.0	mg/l	198		94	85-115			
Duplicate (W1G0816-DUP1) Source: 1G16032-02 Prepared: 07/16/21 Analyzed: 07/21/21											
Biochemical Oxygen Demand	246	2.0	2.0	mg/l		265			7	20	
Batch: W1G0834 - SM 4500H+-B											
LCS (W1G0834-BS1) Prepared & Analyzed: 07/16/21											
pH	9.09	0.10	0.10	Units	9.18		99	98.8-101			
Duplicate (W1G0834-DUP1) Source: 1G13005-02 Prepared & Analyzed: 07/16/21											
pH	7.80	0.10	0.10	Units		7.75			0.6	3.1	
Batch: W1G1002 - SM 2540D											
Blank (W1G1002-BLK1) Prepared: 07/20/21 Analyzed: 07/21/21											
Total Suspended Solids	ND		5	mg/l							
LCS (W1G1002-BS1) Prepared: 07/20/21 Analyzed: 07/21/21											
Total Suspended Solids	64.2		5	mg/l	60.2		107	90-110			
Duplicate (W1G1002-DUP1) Source: 1G16032-01 Prepared: 07/20/21 Analyzed: 07/21/21											
Total Suspended Solids	116		5	mg/l		118			2	10	
Duplicate (W1G1002-DUP2) Source: 1G16047-01 Prepared: 07/20/21 Analyzed: 07/21/21											
Total Suspended Solids	5.40		5	mg/l		5.20			4	10	

City of Santa Monica - Water Resources
 2500 Michigan Ave
 Santa Monica, CA 90404

Project Number: 61-1003-01 (SM-1)

Reported:
 08/04/2021 15:38

Project Manager: David Tu

Quality Control Results

(Continued)

Metals by EPA 200 Series Methods

Analyte	Result	MDL	MRL	Units	Spike Level	Source Result	%REC	Limits	RPD	RPD Limit	Qualifier
Batch: W1G0942 - EPA 200.8											
Blank (W1G0942-BLK1)					Prepared: 07/21/21 Analyzed: 07/22/21						
Antimony, Total	ND	0.089	0.50	ug/l							
Arsenic, Total	ND	0.074	0.40	ug/l							
Beryllium, Total	ND	0.062	0.10	ug/l							
Cadmium, Total	ND	0.042	0.20	ug/l							
Chromium, Total	ND	0.089	0.20	ug/l							
Copper, Total	ND	0.23	0.50	ug/l							
Lead, Total	ND	0.083	0.20	ug/l							
Nickel, Total	ND	0.16	2.0	ug/l							
Selenium, Total	ND	0.067	0.40	ug/l							
Silver, Total	ND	0.030	0.20	ug/l							
Thallium, Total	ND	0.021	0.20	ug/l							
Zinc, Total	ND	0.80	10	ug/l							
LCS (W1G0942-BS1)											
					Prepared: 07/21/21 Analyzed: 07/22/21						
Antimony, Total	49.8	0.089	0.50	ug/l	50.0		100	85-115			
Arsenic, Total	49.6	0.074	0.40	ug/l	50.0		99	85-115			
Beryllium, Total	47.3	0.062	0.10	ug/l	50.0		95	85-115			
Cadmium, Total	48.8	0.042	0.20	ug/l	50.0		98	85-115			
Chromium, Total	48.9	0.089	0.20	ug/l	50.0		98	85-115			
Copper, Total	51.1	0.23	0.50	ug/l	50.0		102	85-115			
Lead, Total	48.8	0.083	0.20	ug/l	50.0		98	85-115			
Nickel, Total	49.6	0.16	2.0	ug/l	50.0		99	85-115			
Selenium, Total	48.3	0.067	0.40	ug/l	50.0		97	85-115			
Silver, Total	48.9	0.030	0.20	ug/l	50.0		98	85-115			
Thallium, Total	48.5	0.021	0.20	ug/l	50.0		97	85-115			
Zinc, Total	47.3	0.80	10	ug/l	50.0		95	85-115			
Matrix Spike (W1G0942-MS1)											
				Source: 1G08008-06		Prepared: 07/21/21 Analyzed: 07/22/21					
Antimony, Total	50.0	0.089	0.50	ug/l	50.0	ND	100	70-130			
Arsenic, Total	49.3	0.074	0.40	ug/l	50.0	0.702	97	70-130			
Beryllium, Total	46.6	0.062	0.10	ug/l	50.0	ND	93	70-130			
Cadmium, Total	47.6	0.042	0.20	ug/l	50.0	ND	95	70-130			
Chromium, Total	48.4	0.089	0.20	ug/l	50.0	0.327	96	70-130			
Copper, Total	48.5	0.23	0.50	ug/l	50.0	0.315	96	70-130			
Lead, Total	48.9	0.083	0.20	ug/l	50.0	ND	98	70-130			
Nickel, Total	48.0	0.16	2.0	ug/l	50.0	0.337	95	70-130			
Selenium, Total	47.6	0.067	0.40	ug/l	50.0	0.399	94	70-130			
Silver, Total	46.2	0.030	0.20	ug/l	50.0	ND	92	70-130			
Thallium, Total	49.2	0.021	0.20	ug/l	50.0	ND	98	70-130			
Zinc, Total	45.1	0.80	10	ug/l	50.0	ND	90	70-130			

City of Santa Monica - Water Resources
 2500 Michigan Ave
 Santa Monica, CA 90404

Project Number: 61-1003-01 (SM-1)

Reported:
 08/04/2021 15:38

Project Manager: David Tu

Quality Control Results

(Continued)

Metals by EPA 200 Series Methods (Continued)

Analyte	Result	MDL	MRL	Units	Spike Level	Source Result	%REC	Limits	RPD	RPD Limit	Qualifier
Batch: W1G0942 - EPA 200.8 (Continued)											
Matrix Spike Dup (W1G0942-MSD1)			Source: 1G08008-06			Prepared: 07/21/21 Analyzed: 07/22/21					
Antimony, Total	50.1	0.089	0.50	ug/l	50.0	ND	100	70-130	0.2	30	
Arsenic, Total	50.1	0.074	0.40	ug/l	50.0	0.702	99	70-130	2	30	
Beryllium, Total	48.4	0.062	0.10	ug/l	50.0	ND	97	70-130	4	30	
Cadmium, Total	47.6	0.042	0.20	ug/l	50.0	ND	95	70-130	0.09	30	
Chromium, Total	48.9	0.089	0.20	ug/l	50.0	0.327	97	70-130	1	30	
Copper, Total	48.7	0.23	0.50	ug/l	50.0	0.315	97	70-130	0.5	30	
Lead, Total	49.7	0.083	0.20	ug/l	50.0	ND	100	70-130	2	30	
Nickel, Total	48.8	0.16	2.0	ug/l	50.0	0.337	97	70-130	1	30	
Selenium, Total	48.0	0.067	0.40	ug/l	50.0	0.399	95	70-130	0.9	30	
Silver, Total	49.5	0.030	0.20	ug/l	50.0	ND	99	70-130	7	30	
Thallium, Total	50.0	0.021	0.20	ug/l	50.0	ND	100	70-130	2	30	
Zinc, Total	45.8	0.80	10	ug/l	50.0	ND	92	70-130	1	30	
Batch: W1G1182 - EPA 245.1											
Blank (W1G1182-BLK1)						Prepared: 07/25/21 Analyzed: 07/27/21					
Mercury, Total	ND	0.017	0.050	ug/l							
Matrix Spike (W1G1182-MS1)			Source: 1G19063-01			Prepared: 07/25/21 Analyzed: 07/27/21					
Mercury, Total	1.02	0.017	0.050	ug/l	1.00	ND	102	70-130			
Matrix Spike (W1G1182-MS2)			Source: 1G08008-02			Prepared: 07/25/21 Analyzed: 07/27/21					
Mercury, Total	1.02	0.017	0.050	ug/l	1.00	0.0254	99	70-130			
Matrix Spike Dup (W1G1182-MSD1)			Source: 1G19063-01			Prepared: 07/25/21 Analyzed: 07/27/21					
Mercury, Total	1.02	0.017	0.050	ug/l	1.00	ND	102	70-130	0.1	20	
Matrix Spike Dup (W1G1182-MSD2)			Source: 1G08008-02			Prepared: 07/25/21 Analyzed: 07/27/21					
Mercury, Total	1.02	0.017	0.050	ug/l	1.00	0.0254	100	70-130	0.8	20	

City of Santa Monica - Water Resources
 2500 Michigan Ave
 Santa Monica, CA 90404

Project Number: 61-1003-01 (SM-1)

Project Manager: David Tu

Reported:
 08/04/2021 15:38

Notes and Definitions

Item	Definition
*	The recommended holding time for this analysis is only 15 minutes. The sample was analyzed as soon as it was possible but it was received and analyzed past holding time.
J	Estimated conc. detected <MRL and >MDL.
M-02	Due to the nature of matrix interferences, sample was diluted prior to preparation. The MDL and MRL were raised due to the dilution.
%REC	Percent Recovery
Dil	Dilution
MDL	Method Detection Limit
MRL	The minimum levels, concentrations, or quantities of a target variable (e.g., target analyte) that can be reported with a specified degree of confidence. The MRL is also known as Limit of Quantitation (LOQ)
ND	NOT DETECTED at or above the Method Reporting Limit (MRL). If Method Detection Limit (MDL) is reported, then ND means not detected at or above the MDL.
RPD	Relative Percent Difference
Source	Sample that was matrix spiked or duplicated.

Any remaining sample(s) will be disposed of one month from the final report date unless other arrangements are made in advance.

All results are expressed on wet weight basis unless otherwise specified.

All samples collected by Weck Laboratories have been sampled in accordance to laboratory SOP Number MIS002.

Work Orders: 1J12092

Project: 61-1002-01 (LA-1)

Attn: David Tu

Client: City of Santa Monica - Water Resources
2500 Michigan Ave
Santa Monica, CA 90404

Report Date: 11/08/2021

Received Date: 10/12/2021

Turnaround Time: Normal

Phones: (310) 458-8235

Fax: (310) 393-6697

P.O. #:

Billing Code:

ELAP-CA #1132 • EPA-UCMR #CA00211 • Guam-EPA #17-008R • HW-DOH #4047 • LACSD #10143 • NELAP-OR #4047 • NJ-DEP #CA015 • NV-DEP #NAC 445A • SCAQMD #93LA1006

This is a complete final report. The information in this report applies to the samples analyzed in accordance with the chain-of-custody document. Weck Laboratories certifies that the test results meet all requirements of TNI unless noted by qualifiers or written in the Case Narrative. This analytical report must be reproduced in its entirety.

Dear David Tu,

Enclosed are the results of analyses for samples received 10/12/21 with the Chain-of-Custody document. The samples were received in good condition, at 2.2 °C and on ice. All analyses met the method criteria except as noted in the case narrative or in the report with data qualifiers.

Reviewed by:



Kim G. Tu
Project Manager



City of Santa Monica - Water Resources
 2500 Michigan Ave
 Santa Monica, CA 90404

Project Number: 61-1002-01 (LA-1)

Reported:
 11/08/2021 16:06

Project Manager: David Tu

Sample Summary

Sample Name	Sampled By	Lab ID	Matrix	Sampled	Qualifiers
61-1002-01 P1 + 61-1002-01 P2	City of Santa Monica - Water Resources	1J12092-01	Water	10/12/21 08:30	
61-1002-01 P3	City of Santa Monica - Water Resources	1J12092-02	Water	10/12/21 08:30	
61-1002-01 P4	City of Santa Monica - Water Resources	1J12092-03	Water	10/12/21 08:30	

Analyses Accreditation Summary

Analyte	CAS #	Not By NELAP	ANAB ISO 17025
Field in Water pH, Field Temperature, Degrees C	PH	✓ ✓	

City of Santa Monica - Water Resources
2500 Michigan Ave
Santa Monica, CA 90404

Project Number: 61-1002-01 (LA-1)

Reported:
11/08/2021 16:06

Project Manager: David Tu

Sample Results

Sample: 61-1002-01 P1 + 61-1002-01 P2
1J12092-01 (Water) Sampled: 10/12/21 8:30 by Client

Analyte	Result	MDL	MRL	Units	Dil	Analyzed	Qualifier
Conventional Chemistry/Physical Parameters by APHA/EPA/ASTM Methods							
Method: SM 2540D				Instr: OVEN15			
Batch ID: W1J1184		Preparation: _NONE (WETCHEM)		Prepared: 10/19/21 11:41		Analyst: ism	
Total Suspended Solids	27		5	mg/l	1	10/19/21	
Method: SM 4500H+-B				Instr: AA02			
Batch ID: W1J0715		Preparation: _NONE (WETCHEM)		Prepared: 10/12/21 16:46		Analyst: vat	
pH	7.37	0.10	0.10	Units	1	10/12/21 18:17	*

Sample Results

Sample: 61-1002-01 P3
1J12092-02 (Water) Sampled: 10/12/21 8:30 by Client

Analyte	Result	MDL	MRL	Units	Dil	Analyzed	Qualifier
Conventional Chemistry/Physical Parameters by APHA/EPA/ASTM Methods							
Method: SM 5210B				Instr: PH13			
Batch ID: W1J0760		Preparation: _NONE (WETCHEM)		Prepared: 10/13/21 09:31		Analyst: heq	
Biochemical Oxygen Demand	96	2.0	2.0	mg/l	1	10/18/21	

Sample Results

Sample: 61-1002-01 P4
1J12092-03 (Water) Sampled: 10/12/21 8:30 by Client

Analyte	Result	MDL	MRL	Units	Dil	Analyzed	Qualifier
Field Determinations							
Method: Field				Instr: _FIELD			
Batch ID: W1J0799		Preparation: *** DEFAULT PREP ***		Prepared: 10/12/21 08:30		Analyst: _clnt	
pH, Field	6.82			pH Units	1	10/12/21 08:30	
Temperature, Degrees C	19.0			°C	1	10/12/21	

Metals by EPA 200 Series Methods

Analyte	Result	MDL	MRL	Units	Dil	Analyzed	Qualifier
Method: EPA 200.8				Instr: ICPMS06			
Batch ID: W1J1454		Preparation: EPA 200.2		Prepared: 10/25/21 12:15		Analyst: MPN	
Antimony, Total	0.50	0.089	0.50	ug/l	1	10/26/21	
Arsenic, Total	1.7	0.074	0.40	ug/l	1	10/26/21	
Beryllium, Total	ND	0.062	0.10	ug/l	1	10/26/21	
Cadmium, Total	0.11	0.042	0.20	ug/l	1	10/26/21	J
Chromium, Total	0.83	0.089	0.20	ug/l	1	10/26/21	
Copper, Total	160	0.23	0.50	ug/l	1	10/26/21	
Lead, Total	0.66	0.083	0.20	ug/l	1	10/26/21	
Nickel, Total	4.3	0.16	2.0	ug/l	1	10/26/21	
Selenium, Total	0.79	0.067	0.40	ug/l	1	10/26/21	
Silver, Total	0.19	0.030	0.20	ug/l	1	10/26/21	J
Thallium, Total	ND	0.021	0.20	ug/l	1	10/26/21	

City of Santa Monica - Water Resources
 2500 Michigan Ave
 Santa Monica, CA 90404

Project Number: 61-1002-01 (LA-1)

Project Manager: David Tu

Reported:
 11/08/2021 16:06

Sample Results

(Continued)

Sample: 61-1002-01 P4
 1J12092-03 (Water) Sampled: 10/12/21 8:30 by Client
(Continued)

Analyte	Result	MDL	MRL	Units	Dil	Analyzed	Qualifier
Metals by EPA 200 Series Methods (Continued)							
Method: EPA 200.8				Instr: ICPMS06			
Batch ID: W1J1454	Preparation: EPA 200.2		Prepared: 10/25/21 12:15			Analyst: MPN	
Zinc, Total	90	0.80	10	ug/l	1	10/26/21	
Method: EPA 245.1				Instr: HG03			
Batch ID: W1J2021	Preparation: EPA 245.1		Prepared: 10/29/21 14:50			Analyst: tbd	
Mercury, Total	0.039	0.017	0.050	ug/l	1	11/03/21	J

City of Santa Monica - Water Resources
 2500 Michigan Ave
 Santa Monica, CA 90404

Project Number: 61-1002-01 (LA-1)

Reported:
 11/08/2021 16:06

Project Manager: David Tu

Quality Control Results

Conventional Chemistry/Physical Parameters by APHA/EPA/ASTM Methods

Analyte	Result	MDL	MRL	Units	Spike Level	Source Result	%REC	Limits	RPD	RPD Limit	Qualifier
Batch: W1J0715 - SM 4500H+-B											
LCS (W1J0715-BS1)											
pH	9.06	0.10	0.10	Units	9.18		99	98.8-101			
Duplicate (W1J0715-DUP1) Source: 1J01009-01											
pH	8.15	0.10	0.10	Units		8.12			0.4	3.1	
Batch: W1J0760 - SM 5210B											
Blank (W1J0760-BLK1)											
Biochemical Oxygen Demand	ND	2.0	2.0	mg/l							
Blank (W1J0760-BLK2)											
Biochemical Oxygen Demand	ND	2.0	2.0	mg/l							
Blank (W1J0760-BLK3)											
Biochemical Oxygen Demand	ND	2.0	2.0	mg/l							
LCS (W1J0760-BS1)											
Biochemical Oxygen Demand	195	2.0	2.0	mg/l	198		99	85-115			
Duplicate (W1J0760-DUP1) Source: 1J12056-01											
Biochemical Oxygen Demand	ND	2.0	2.0	mg/l		ND				20	
Batch: W1J1184 - SM 2540D											
Blank (W1J1184-BLK1)											
Total Suspended Solids	ND		5	mg/l							
LCS (W1J1184-BS1)											
Total Suspended Solids	64.0		5	mg/l	63.9		100	90-110			
Duplicate (W1J1184-DUP1) Source: 1J12014-01											
Total Suspended Solids	78.0		5	mg/l		78.0			0	10	

City of Santa Monica - Water Resources
 2500 Michigan Ave
 Santa Monica, CA 90404

Project Number: 61-1002-01 (LA-1)

Reported:
 11/08/2021 16:06

Project Manager: David Tu

Quality Control Results

(Continued)

Metals by EPA 200 Series Methods

Analyte	Result	MDL	MRL	Units	Spike Level	Source Result	%REC	Limits	RPD	RPD Limit	Qualifier
Batch: W1J1454 - EPA 200.8											
Blank (W1J1454-BLK1)					Prepared: 10/25/21 Analyzed: 10/26/21						
Antimony, Total	ND	0.089	0.50	ug/l							
Arsenic, Total	ND	0.074	0.40	ug/l							
Beryllium, Total	ND	0.062	0.10	ug/l							
Cadmium, Total	ND	0.042	0.20	ug/l							
Chromium, Total	ND	0.089	0.20	ug/l							
Copper, Total	ND	0.23	0.50	ug/l							
Lead, Total	ND	0.083	0.20	ug/l							
Nickel, Total	ND	0.16	2.0	ug/l							
Selenium, Total	ND	0.067	0.40	ug/l							
Silver, Total	ND	0.030	0.20	ug/l							
Thallium, Total	ND	0.021	0.20	ug/l							
Zinc, Total	ND	0.80	10	ug/l							
Blank (W1J1454-BLK2)					Prepared: 10/25/21 Analyzed: 10/26/21						
Arsenic, Total	ND	0.074	0.40	ug/l							
Silver, Total	ND	0.030	0.20	ug/l							
LCS (W1J1454-BS1)					Prepared: 10/25/21 Analyzed: 10/26/21						
Antimony, Total	48.8	0.089	0.50	ug/l	50.0		98	85-115			
Arsenic, Total	48.7	0.074	0.40	ug/l	50.0		97	85-115			
Beryllium, Total	48.5	0.062	0.10	ug/l	50.0		97	85-115			
Cadmium, Total	49.2	0.042	0.20	ug/l	50.0		98	85-115			
Chromium, Total	49.6	0.089	0.20	ug/l	50.0		99	85-115			
Copper, Total	51.7	0.23	0.50	ug/l	50.0		103	85-115			
Lead, Total	49.0	0.083	0.20	ug/l	50.0		98	85-115			
Nickel, Total	50.3	0.16	2.0	ug/l	50.0		101	85-115			
Selenium, Total	48.2	0.067	0.40	ug/l	50.0		96	85-115			
Silver, Total	45.5	0.030	0.20	ug/l	50.0		91	85-115			
Thallium, Total	48.8	0.021	0.20	ug/l	50.0		98	85-115			
Zinc, Total	49.8	0.80	10	ug/l	50.0		100	85-115			
Matrix Spike (W1J1454-MS1)					Source: 1J12092-03 Prepared: 10/25/21 Analyzed: 10/26/21						
Antimony, Total	49.3	0.089	0.50	ug/l	50.0	0.498	98	70-130			
Arsenic, Total	50.2	0.074	0.40	ug/l	50.0	1.74	97	70-130			
Beryllium, Total	51.3	0.062	0.10	ug/l	50.0	ND	103	70-130			
Cadmium, Total	49.0	0.042	0.20	ug/l	50.0	0.115	98	70-130			
Chromium, Total	51.3	0.089	0.20	ug/l	50.0	0.829	101	70-130			
Copper, Total	211	0.23	0.50	ug/l	50.0	161	100	70-130			
Lead, Total	48.6	0.083	0.20	ug/l	50.0	0.656	96	70-130			
Nickel, Total	54.3	0.16	2.0	ug/l	50.0	4.26	100	70-130			
Selenium, Total	38.9	0.067	0.40	ug/l	50.0	0.794	76	70-130			
Silver, Total	43.7	0.030	0.20	ug/l	50.0	0.192	87	70-130			

City of Santa Monica - Water Resources
 2500 Michigan Ave
 Santa Monica, CA 90404

Project Number: 61-1002-01 (LA-1)

Reported:
 11/08/2021 16:06

Project Manager: David Tu

Quality Control Results

(Continued)

Metals by EPA 200 Series Methods (Continued)

Analyte	Result	MDL	MRL	Units	Spike Level	Source Result	%REC	Limits	RPD	RPD Limit	Qualifier
Batch: W1J1454 - EPA 200.8 (Continued)											
Matrix Spike (W1J1454-MS1)			Source: 1J12092-03			Prepared: 10/25/21 Analyzed: 10/26/21					
Thallium, Total	48.1	0.021	0.20	ug/l	50.0	ND	96	70-130			
Zinc, Total	138	0.80	10	ug/l	50.0	90.3	96	70-130			
Matrix Spike Dup (W1J1454-MSD1)			Source: 1J12092-03			Prepared: 10/25/21 Analyzed: 10/26/21					
Antimony, Total	49.9	0.089	0.50	ug/l	50.0	0.498	99	70-130	1	30	
Arsenic, Total	50.2	0.074	0.40	ug/l	50.0	1.74	97	70-130	0.03	30	
Beryllium, Total	51.5	0.062	0.10	ug/l	50.0	ND	103	70-130	0.4	30	
Cadmium, Total	49.5	0.042	0.20	ug/l	50.0	0.115	99	70-130	1	30	
Chromium, Total	52.4	0.089	0.20	ug/l	50.0	0.829	103	70-130	2	30	
Copper, Total	214	0.23	0.50	ug/l	50.0	161	105	70-130	1	30	
Lead, Total	50.4	0.083	0.20	ug/l	50.0	0.656	99	70-130	4	30	
Nickel, Total	55.6	0.16	2.0	ug/l	50.0	4.26	103	70-130	2	30	
Selenium, Total	38.7	0.067	0.40	ug/l	50.0	0.794	76	70-130	0.6	30	
Silver, Total	48.7	0.030	0.20	ug/l	50.0	0.192	97	70-130	11	30	
Thallium, Total	50.3	0.021	0.20	ug/l	50.0	ND	101	70-130	4	30	
Zinc, Total	141	0.80	10	ug/l	50.0	90.3	101	70-130	2	30	
Batch: W1J2021 - EPA 245.1											
Blank (W1J2021-BLK1)						Prepared: 10/29/21 Analyzed: 11/03/21					
Mercury, Total	0.0194	0.017	0.050	ug/l							B-07, J
LCS (W1J2021-BS1)						Prepared: 10/29/21 Analyzed: 11/03/21					
Mercury, Total	1.09	0.017	0.050	ug/l	1.00		109	85-115			
Matrix Spike (W1J2021-MS1)			Source: 1J04034-11			Prepared: 10/29/21 Analyzed: 11/03/21					
Mercury, Total	1.17	0.017	0.050	ug/l	1.00	ND	117	70-130			
Matrix Spike (W1J2021-MS2)			Source: 1J14031-07			Prepared: 10/29/21 Analyzed: 11/03/21					
Mercury, Total	1.13	0.017	0.050	ug/l	1.00	0.0200	111	70-130			
Matrix Spike Dup (W1J2021-MSD1)			Source: 1J04034-11			Prepared: 10/29/21 Analyzed: 11/03/21					
Mercury, Total	1.17	0.017	0.050	ug/l	1.00	ND	117	70-130	0.1	20	
Matrix Spike Dup (W1J2021-MSD2)			Source: 1J14031-07			Prepared: 10/29/21 Analyzed: 11/03/21					
Mercury, Total	1.15	0.017	0.050	ug/l	1.00	0.0200	113	70-130	2	20	

City of Santa Monica - Water Resources
 2500 Michigan Ave
 Santa Monica, CA 90404

Project Number: 61-1002-01 (LA-1)

Project Manager: David Tu

Reported:
 11/08/2021 16:06

Notes and Definitions

Item	Definition
*	The recommended holding time for this analysis is only 15 minutes. The sample was analyzed as soon as it was possible but it was received and analyzed past holding time.
B-07	This analyte was found in the method blank at levels above the MDL but below the reporting limit.
J	Estimated conc. detected <MRL and >MDL.
%REC	Percent Recovery
Dil	Dilution
MDL	Method Detection Limit
MRL	The minimum levels, concentrations, or quantities of a target variable (e.g., target analyte) that can be reported with a specified degree of confidence. The MRL is also known as Limit of Quantitation (LOQ)
ND	NOT DETECTED at or above the Method Reporting Limit (MRL). If Method Detection Limit (MDL) is reported, then ND means not detected at or above the MDL.
RPD	Relative Percent Difference
Source	Sample that was matrix spiked or duplicated.

Any remaining sample(s) will be disposed of one month from the final report date unless other arrangements are made in advance.
 All results are expressed on wet weight basis unless otherwise specified.
 All samples collected by Weck Laboratories have been sampled in accordance to laboratory SOP Number MIS002.

Work Orders: 1J12091

Project: 61-1003-01 (SM-1)

Attn: David Tu

Client: City of Santa Monica - Water Resources
2500 Michigan Ave
Santa Monica, CA 90404

Report Date: 11/08/2021

Received Date: 10/12/2021

Turnaround Time: Normal

Phones: (310) 458-8235

Fax: (310) 393-6697

P.O. #:

Billing Code:

ELAP-CA #1132 • EPA-UCMR #CA00211 • Guam-EPA #17-008R • HW-DOH #4047 • LACSD #10143 • NELAP-OR #4047 • NJ-DEP #CA015 • NV-DEP #NAC 445A • SCAQMD #93LA1006

This is a complete final report. The information in this report applies to the samples analyzed in accordance with the chain-of-custody document. Weck Laboratories certifies that the test results meet all requirements of TNI unless noted by qualifiers or written in the Case Narrative. This analytical report must be reproduced in its entirety.

Dear David Tu,

Enclosed are the results of analyses for samples received 10/12/21 with the Chain-of-Custody document. The samples were received in good condition, at 2.2 °C and on ice. All analyses met the method criteria except as noted in the case narrative or in the report with data qualifiers.

Reviewed by:



Kim G. Tu
Project Manager



City of Santa Monica - Water Resources
 2500 Michigan Ave
 Santa Monica, CA 90404

Project Number: 61-1003-01 (SM-1)

Reported:
 11/08/2021 16:06

Project Manager: David Tu

Sample Summary

Sample Name	Sampled By	Lab ID	Matrix	Sampled	Qualifiers
61-1003-01 P1 + 61-1003-01 P2	City of Santa Monica - Water Resources	1J12091-01	Water	10/12/21 08:00	
61-1003-01 P3	City of Santa Monica - Water Resources	1J12091-02	Water	10/12/21 08:00	
61-1003-01 P4	City of Santa Monica - Water Resources	1J12091-03	Water	10/12/21 08:00	

Analyses Accreditation Summary

Analyte	CAS #	Not By NELAP	ANAB ISO 17025
Field in Water pH, Field Temperature, Degrees C	PH	✓ ✓	

City of Santa Monica - Water Resources
2500 Michigan Ave
Santa Monica, CA 90404

Project Number: 61-1003-01 (SM-1)

Project Manager: David Tu

Reported:
11/08/2021 16:06

Sample Results

Sample: 61-1003-01 P1 + 61-1003-01 P2
1J12091-01 (Water) Sampled: 10/12/21 8:00 by Client

Analyte	Result	MDL	MRL	Units	Dil	Analyzed	Qualifier
Conventional Chemistry/Physical Parameters by APHA/EPA/ASTM Methods							
Method: SM 2540D				Instr: OVEN15			
Batch ID: W1J1184		Preparation: _NONE (WETCHEM)		Prepared: 10/19/21 11:41		Analyst: ism	
Total Suspended Solids	96		5	mg/l	1	10/19/21	
Method: SM 4500H+-B				Instr: AA02			
Batch ID: W1J0715		Preparation: _NONE (WETCHEM)		Prepared: 10/12/21 16:46		Analyst: vat	
pH	7.46	0.10	0.10	Units	1	10/12/21 18:14	*

Sample Results

Sample: 61-1003-01 P3
1J12091-02 (Water) Sampled: 10/12/21 8:00 by Client

Analyte	Result	MDL	MRL	Units	Dil	Analyzed	Qualifier
Conventional Chemistry/Physical Parameters by APHA/EPA/ASTM Methods							
Method: SM 5210B				Instr: PH13			
Batch ID: W1J0760		Preparation: _NONE (WETCHEM)		Prepared: 10/13/21 09:31		Analyst: heq	
Biochemical Oxygen Demand	190	2.0	2.0	mg/l	1	10/18/21	

Sample Results

Sample: 61-1003-01 P4
1J12091-03 (Water) Sampled: 10/12/21 8:00 by Client

Analyte	Result	MDL	MRL	Units	Dil	Analyzed	Qualifier
Field Determinations							
Method: Field				Instr: _FIELD			
Batch ID: W1J0798		Preparation: *** DEFAULT PREP ***		Prepared: 10/12/21 08:00		Analyst: _clnt	
pH, Field	7.10			pH Units	1	10/12/21 08:00	
Temperature, Degrees C	19.5			°C	1	10/12/21	

Metals by EPA 200 Series Methods

Analyte	Result	MDL	MRL	Units	Dil	Analyzed	Qualifier
Method: EPA 200.8				Instr: ICPMS06			
Batch ID: W1J1454		Preparation: EPA 200.2		Prepared: 10/25/21 12:15		Analyst: MPN	
Antimony, Total	0.69	0.18	1.0	ug/l	1	10/26/21	M-02, J
Arsenic, Total	1.9	0.15	0.80	ug/l	1	10/26/21	M-02
Beryllium, Total	ND	0.12	0.20	ug/l	1	10/26/21	M-02
Cadmium, Total	0.17	0.083	0.40	ug/l	1	10/26/21	M-02, J
Chromium, Total	1.9	0.18	0.40	ug/l	1	10/26/21	M-02
Copper, Total	130	0.45	1.0	ug/l	1	10/26/21	M-02
Lead, Total	1.4	0.17	0.40	ug/l	1	10/26/21	M-02
Nickel, Total	3.9	0.33	4.0	ug/l	1	10/26/21	J, M-02
Selenium, Total	1.7	0.13	0.80	ug/l	1	10/26/21	M-02
Silver, Total	0.59	0.060	0.40	ug/l	1	10/26/21	M-02
Thallium, Total	ND	0.042	0.40	ug/l	1	10/26/21	M-02

City of Santa Monica - Water Resources
 2500 Michigan Ave
 Santa Monica, CA 90404

Project Number: 61-1003-01 (SM-1)

Project Manager: David Tu

Reported:
 11/08/2021 16:06

Sample Results

(Continued)

Sample: 61-1003-01 P4
 1J12091-03 (Water) Sampled: 10/12/21 8:00 by Client
(Continued)

Analyte	Result	MDL	MRL	Units	Dil	Analyzed	Qualifier
Metals by EPA 200 Series Methods (Continued)							
Method: EPA 200.8				Instr: ICPMS06			
Batch ID: W1J1454	Preparation: EPA 200.2		Prepared: 10/25/21 12:15			Analyst: MPN	
Zinc, Total	140	1.6	20	ug/l	1	10/26/21	M-02
Method: EPA 245.1				Instr: HG03			
Batch ID: W1J2021	Preparation: EPA 245.1		Prepared: 10/29/21 14:50			Analyst: tbd	
Mercury, Total	0.067	0.017	0.050	ug/l	1	11/03/21	

City of Santa Monica - Water Resources
 2500 Michigan Ave
 Santa Monica, CA 90404

Project Number: 61-1003-01 (SM-1)

Reported:

11/08/2021 16:06

Project Manager: David Tu

Quality Control Results

Conventional Chemistry/Physical Parameters by APHA/EPA/ASTM Methods

Analyte	Result	MDL	MRL	Units	Spike Level	Source Result	%REC	Limits	RPD	RPD Limit	Qualifier
Batch: W1J0715 - SM 4500H+-B											
LCS (W1J0715-BS1)											
pH	9.06	0.10	0.10	Units	9.18		99	98.8-101			
Duplicate (W1J0715-DUP1) Source: 1J01009-01											
pH	8.15	0.10	0.10	Units		8.12			0.4	3.1	
Batch: W1J0760 - SM 5210B											
Blank (W1J0760-BLK1)											
Biochemical Oxygen Demand	ND	2.0	2.0	mg/l							
Blank (W1J0760-BLK2)											
Biochemical Oxygen Demand	ND	2.0	2.0	mg/l							
Blank (W1J0760-BLK3)											
Biochemical Oxygen Demand	ND	2.0	2.0	mg/l							
LCS (W1J0760-BS1)											
Biochemical Oxygen Demand	195	2.0	2.0	mg/l	198		99	85-115			
Duplicate (W1J0760-DUP1) Source: 1J12056-01											
Biochemical Oxygen Demand	ND	2.0	2.0	mg/l		ND				20	
Batch: W1J1184 - SM 2540D											
Blank (W1J1184-BLK1)											
Total Suspended Solids	ND		5	mg/l							
LCS (W1J1184-BS1)											
Total Suspended Solids	64.0		5	mg/l	63.9		100	90-110			
Duplicate (W1J1184-DUP1) Source: 1J12014-01											
Total Suspended Solids	78.0		5	mg/l		78.0			0	10	

City of Santa Monica - Water Resources
2500 Michigan Ave
Santa Monica, CA 90404

Project Number: 61-1003-01 (SM-1)

Reported:
11/08/2021 16:06

Project Manager: David Tu

Quality Control Results

(Continued)

Metals by EPA 200 Series Methods

Analyte	Result	MDL	MRL	Units	Spike Level	Source Result	%REC	Limits	RPD	RPD Limit	Qualifier
Batch: W1J1454 - EPA 200.8											
Blank (W1J1454-BLK1)					Prepared: 10/25/21 Analyzed: 10/26/21						
Antimony, Total	ND	0.089	0.50	ug/l							
Arsenic, Total	ND	0.074	0.40	ug/l							
Beryllium, Total	ND	0.062	0.10	ug/l							
Cadmium, Total	ND	0.042	0.20	ug/l							
Chromium, Total	ND	0.089	0.20	ug/l							
Copper, Total	ND	0.23	0.50	ug/l							
Lead, Total	ND	0.083	0.20	ug/l							
Nickel, Total	ND	0.16	2.0	ug/l							
Selenium, Total	ND	0.067	0.40	ug/l							
Silver, Total	ND	0.030	0.20	ug/l							
Thallium, Total	ND	0.021	0.20	ug/l							
Zinc, Total	ND	0.80	10	ug/l							
Blank (W1J1454-BLK2)					Prepared: 10/25/21 Analyzed: 10/26/21						
Arsenic, Total	ND	0.074	0.40	ug/l							
Silver, Total	ND	0.030	0.20	ug/l							
LCS (W1J1454-BS1)					Prepared: 10/25/21 Analyzed: 10/26/21						
Antimony, Total	48.8	0.089	0.50	ug/l	50.0		98	85-115			
Arsenic, Total	48.7	0.074	0.40	ug/l	50.0		97	85-115			
Beryllium, Total	48.5	0.062	0.10	ug/l	50.0		97	85-115			
Cadmium, Total	49.2	0.042	0.20	ug/l	50.0		98	85-115			
Chromium, Total	49.6	0.089	0.20	ug/l	50.0		99	85-115			
Copper, Total	51.7	0.23	0.50	ug/l	50.0		103	85-115			
Lead, Total	49.0	0.083	0.20	ug/l	50.0		98	85-115			
Nickel, Total	50.3	0.16	2.0	ug/l	50.0		101	85-115			
Selenium, Total	48.2	0.067	0.40	ug/l	50.0		96	85-115			
Silver, Total	45.5	0.030	0.20	ug/l	50.0		91	85-115			
Thallium, Total	48.8	0.021	0.20	ug/l	50.0		98	85-115			
Zinc, Total	49.8	0.80	10	ug/l	50.0		100	85-115			
Matrix Spike (W1J1454-MS1)					Source: 1J12092-03 Prepared: 10/25/21 Analyzed: 10/26/21						
Antimony, Total	49.3	0.089	0.50	ug/l	50.0	0.498	98	70-130			
Arsenic, Total	50.2	0.074	0.40	ug/l	50.0	1.74	97	70-130			
Beryllium, Total	51.3	0.062	0.10	ug/l	50.0	ND	103	70-130			
Cadmium, Total	49.0	0.042	0.20	ug/l	50.0	0.115	98	70-130			
Chromium, Total	51.3	0.089	0.20	ug/l	50.0	0.829	101	70-130			
Copper, Total	211	0.23	0.50	ug/l	50.0	161	100	70-130			
Lead, Total	48.6	0.083	0.20	ug/l	50.0	0.656	96	70-130			
Nickel, Total	54.3	0.16	2.0	ug/l	50.0	4.26	100	70-130			
Selenium, Total	38.9	0.067	0.40	ug/l	50.0	0.794	76	70-130			
Silver, Total	43.7	0.030	0.20	ug/l	50.0	0.192	87	70-130			

City of Santa Monica - Water Resources
 2500 Michigan Ave
 Santa Monica, CA 90404

Project Number: 61-1003-01 (SM-1)

Reported:
 11/08/2021 16:06

Project Manager: David Tu

Quality Control Results

(Continued)

Metals by EPA 200 Series Methods (Continued)

Analyte	Result	MDL	MRL	Units	Spike Level	Source Result	%REC	Limits	RPD	RPD Limit	Qualifier
Batch: W1J1454 - EPA 200.8 (Continued)											
Matrix Spike (W1J1454-MS1)			Source: 1J12092-03			Prepared: 10/25/21 Analyzed: 10/26/21					
Thallium, Total	48.1	0.021	0.20	ug/l	50.0	ND	96	70-130			
Zinc, Total	138	0.80	10	ug/l	50.0	90.3	96	70-130			
Matrix Spike Dup (W1J1454-MSD1)			Source: 1J12092-03			Prepared: 10/25/21 Analyzed: 10/26/21					
Antimony, Total	49.9	0.089	0.50	ug/l	50.0	0.498	99	70-130	1	30	
Arsenic, Total	50.2	0.074	0.40	ug/l	50.0	1.74	97	70-130	0.03	30	
Beryllium, Total	51.5	0.062	0.10	ug/l	50.0	ND	103	70-130	0.4	30	
Cadmium, Total	49.5	0.042	0.20	ug/l	50.0	0.115	99	70-130	1	30	
Chromium, Total	52.4	0.089	0.20	ug/l	50.0	0.829	103	70-130	2	30	
Copper, Total	214	0.23	0.50	ug/l	50.0	161	105	70-130	1	30	
Lead, Total	50.4	0.083	0.20	ug/l	50.0	0.656	99	70-130	4	30	
Nickel, Total	55.6	0.16	2.0	ug/l	50.0	4.26	103	70-130	2	30	
Selenium, Total	38.7	0.067	0.40	ug/l	50.0	0.794	76	70-130	0.6	30	
Silver, Total	48.7	0.030	0.20	ug/l	50.0	0.192	97	70-130	11	30	
Thallium, Total	50.3	0.021	0.20	ug/l	50.0	ND	101	70-130	4	30	
Zinc, Total	141	0.80	10	ug/l	50.0	90.3	101	70-130	2	30	
Batch: W1J2021 - EPA 245.1											
Blank (W1J2021-BLK1)						Prepared: 10/29/21 Analyzed: 11/03/21					
Mercury, Total	0.0194	0.017	0.050	ug/l							B-07, J
LCS (W1J2021-BS1)						Prepared: 10/29/21 Analyzed: 11/03/21					
Mercury, Total	1.09	0.017	0.050	ug/l	1.00		109	85-115			
Matrix Spike (W1J2021-MS1)			Source: 1J04034-11			Prepared: 10/29/21 Analyzed: 11/03/21					
Mercury, Total	1.17	0.017	0.050	ug/l	1.00	ND	117	70-130			
Matrix Spike (W1J2021-MS2)			Source: 1J14031-07			Prepared: 10/29/21 Analyzed: 11/03/21					
Mercury, Total	1.13	0.017	0.050	ug/l	1.00	0.0200	111	70-130			
Matrix Spike Dup (W1J2021-MSD1)			Source: 1J04034-11			Prepared: 10/29/21 Analyzed: 11/03/21					
Mercury, Total	1.17	0.017	0.050	ug/l	1.00	ND	117	70-130	0.1	20	
Matrix Spike Dup (W1J2021-MSD2)			Source: 1J14031-07			Prepared: 10/29/21 Analyzed: 11/03/21					
Mercury, Total	1.15	0.017	0.050	ug/l	1.00	0.0200	113	70-130	2	20	

City of Santa Monica - Water Resources
 2500 Michigan Ave
 Santa Monica, CA 90404

Project Number: 61-1003-01 (SM-1)

Project Manager: David Tu

Reported:
 11/08/2021 16:06

Notes and Definitions

Item	Definition
*	The recommended holding time for this analysis is only 15 minutes. The sample was analyzed as soon as it was possible but it was received and analyzed past holding time.
B-07	This analyte was found in the method blank at levels above the MDL but below the reporting limit.
J	Estimated conc. detected <MRL and >MDL.
M-02	Due to the nature of matrix interferences, sample was diluted prior to preparation. The MDL and MRL were raised due to the dilution.
%REC	Percent Recovery
Dil	Dilution
MDL	Method Detection Limit
MRL	The minimum levels, concentrations, or quantities of a target variable (e.g., target analyte) that can be reported with a specified degree of confidence. The MRL is also known as Limit of Quantitation (LOQ)
ND	NOT DETECTED at or above the Method Reporting Limit (MRL). If Method Detection Limit (MDL) is reported, then ND means not detected at or above the MDL.
RPD	Relative Percent Difference
Source	Sample that was matrix spiked or duplicated.

Any remaining sample(s) will be disposed of one month from the final report date unless other arrangements are made in advance.

All results are expressed on wet weight basis unless otherwise specified.

All samples collected by Weck Laboratories have been sampled in accordance to laboratory SOP Number MIS002.

Attachment B

CLEAN BAY CERTIFIED FOR RESTAURANTS THAT INTEGRATE SUSTAINABILITY & OCEAN-MINDEDNESS INTO THEIR BUSINESS PRACTICES

WHY?



On average, restaurants discard **75 tons of garbage**, annually.

Restaurant waste ends up in our stormdrain system and **flows directly to the ocean**, as runoff.

Runoff pollutes our ocean, harms marine life, impacts public health, and causes beach closures.

Reducing pollution at its source is essential to protecting our rivers, beaches, and the Santa Monica Bay.

With **30,000 restaurants in the Santa Monica Bay**, we can collectively make a significant contribution to clean up our ocean.

Clean Bay Certified can **increase restaurant visibility** and offers resources and support for restaurants to become certified.

65% of restaurant goes **pay more to dine at a sustainable restaurant**.



HOW?



City inspectors annually visit each food serving establishment within city limits.

Inspectors use a checklist to ensure that restaurants **meet 100% of the Clean Bay Certified program** requirements.

Certified restaurants receive a **window cling to display**.



Restaurants that do not pass their initial inspection may **request a follow up inspection**.



Dear Restaurant/Cafe, as a customer I encourage you to help prevent pollution and join Clean Bay Certified!

USE THIS CARD TO LEAVE FEEDBACK AT RESTAURANTS/CAFES. HAND IT TO YOUR SERVER OR LEAVE IT IN YOUR GUEST CHECK!



CLEAN BAY CERTIFIED BUSINESS PRACTICES

FOR A COMPLETE LIST OF CLEAN BAY CERTIFIED REQUIREMENTS
VISIT WWW.SANTAMONICABAY.ORG

IMPLEMENT RECYCLING



CLOSE & LOCK DUMPSTER LID



SWEEP & DON'T HOSE PAVEMENT



CONSERVE WATER



NO POLYSTYRENE (AKA STYROFOAM & PLASTIC #6)



Attachment C

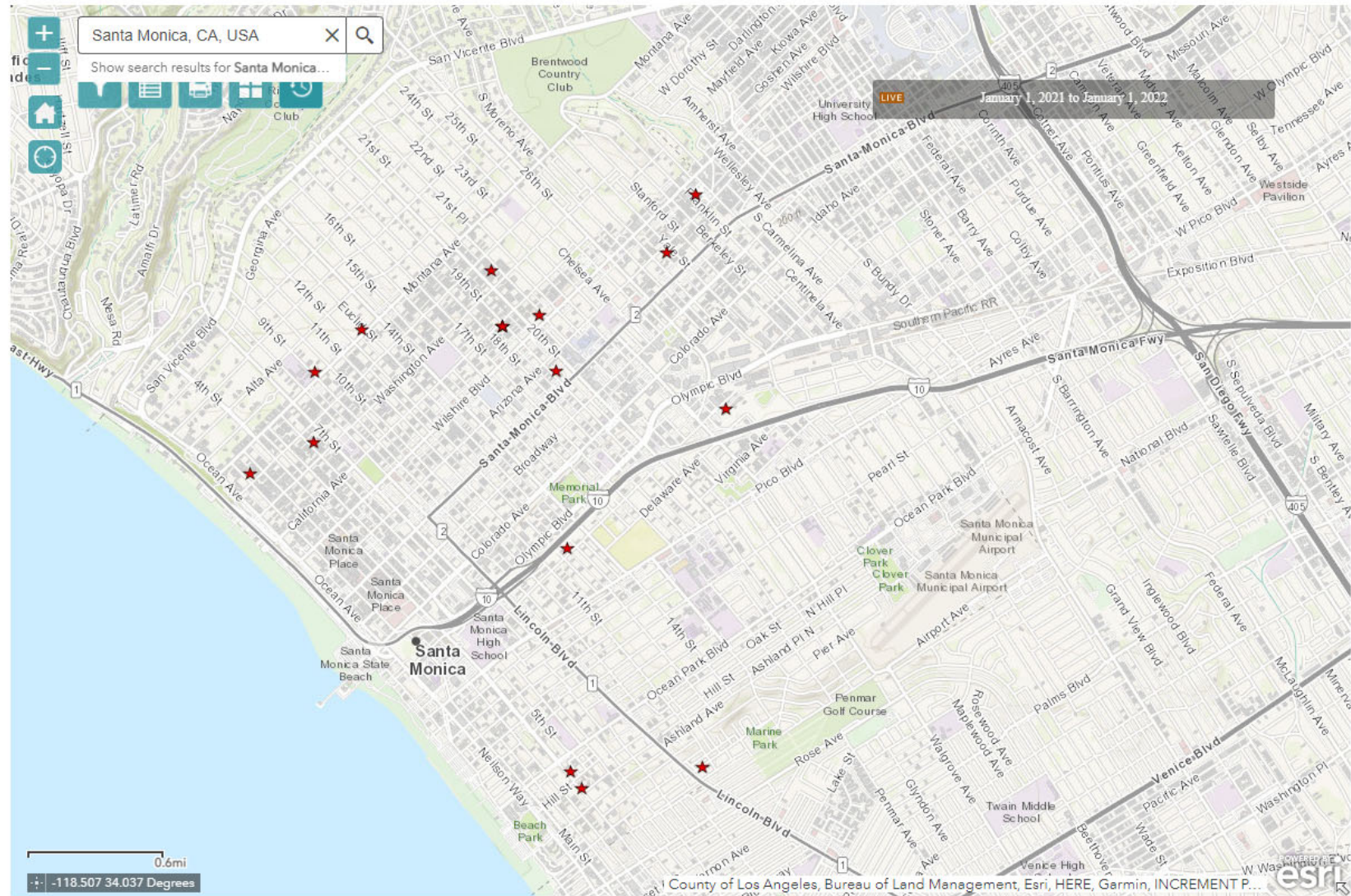
Private Lateral Overflow Incident Map

Private Later Overflows

Spill type: ★ Private Lateral Spill

[More Info](#)

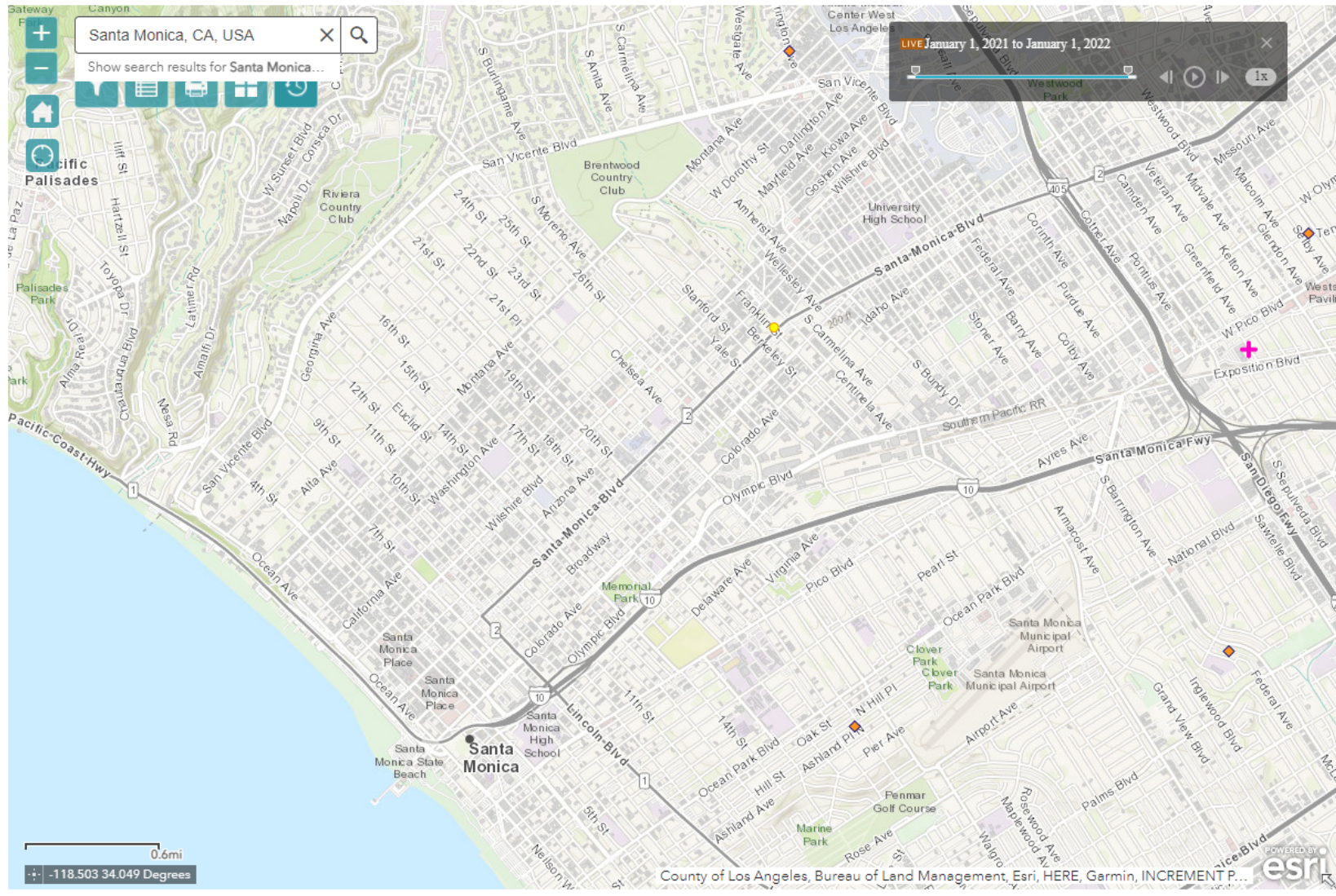
Click on a map icon for incident information.



Note: Map does not include spills from sewage treatment plants.

Spill type: + Category 1 ● Category 2 ▲ Category 3 [More Info](#)

Click on a map icon for incident information.



City of El Segundo



City of El Segundo

CITY OF EL SEGUNDO, DEPARTMENT OF PUBLIC WORKS

2021 PRETREATMENT ANNUAL REPORT

NPDES Permit Holder	City of Los Angeles, California Hyperion Treatment Plant 12000 Vista Del Mar, Playa del Rey, California 90065
NPDES Permit Number	NPDES Permit No. CA010991 RWQCB Order No. R4-2010-0200
Pretreatment Program	The City of El Segundo, Department of Public Works 350 Main Street, El Segundo, California 90245 The City of Los Angeles, Department of Public Works, Bureau of Sanitation Industrial Waste Management Division 2714 Media Center Drive, Los Angeles, California 90065
Period Covered by Report	January 1, 2021 through December 31, 2021

Persons to Contact Concerning the City of El Segundo Information Contained in this Report:

Lifan Xu, P.E., City Engineer
The City of El Segundo, Department of Public Works
350 Main Street, El Segundo, CA 90245
(310) 524-2368
lXu@elsegundo.org

Francisco Berberabe, Environmental Engineer
The City of Los Angeles, Department of Public Works, Bureau of Sanitation
Industrial Waste Management Division
2714 Media Center Drive, Los Angeles, CA 90065
(323) 342-6200
san.iwmd@lacity.org

As required by 40 C.F.R. Section 122.22(b)(2):

I certify under penalty of law that all CITY OF EL SEGUNDO attachments contained in this document were prepared under my direction or supervision in accordance with a system designed to assure that qualified personnel properly gather and evaluate the information submitted. Based on my inquiry of the person or persons who manage the system, or those persons directly responsible for gathering the information, the information submitted is, to the best of my knowledge and belief, true, accurate, and complete. I am aware that there are significant penalties for submitting false information, including the possibility of fine and imprisonment for knowing violations.



Date 2-14-22

Lifan Xu, P.E., City Engineer
City of El Segundo
350 Main Street
El Segundo, California 90245-3813



City of El Segundo

Pretreatment Program Annual Report for 2021

The City of El Segundo (City) divides at Pacific Coast Highway (PCH) into two sewer service areas. The El Segundo sewers east of PCH are tributary to the Los Angeles County Sanitation Districts' (LACSD's) Joint Water Pollution Control Plant in Carson. The sewers west of PCH are tributary to the City of Los Angeles' Hyperion Treatment Plant. Industrial wastewater discharges, in both service areas of El Segundo, are subject to the City of El Segundo, Municipal Code, Title 12 for Public Sewer Facilities and for Sewage and Industrial Waste.

City of El Segundo does not itself hold an approved pretreatment program but rather functions as a contract city under multijurisdictional agreements since both sewer service areas discharge into other independent jurisdictions with approved pretreatment programs. For the industrial wastewater discharges east of PCH, the City of El Segundo receives and reviews all permit applications, but LACSD retains the full authority for the pretreatment program under its own Wastewater Ordinance, adopted on April 1, 1972 and amended on July 1, 1998. The City of El Segundo is a signatory of the permits issued by LACSD. As required under 40 CFR 403.12, LACSD, submits, to the approval authorities, the pretreatment annual report covering the service area east of PCH.

The City of El Segundo retains the authority to implement and administer portions of the pretreatment program west of PCH and reports annually to the City of Los Angeles. However, the City of El Segundo does not hold full authority. In particular, the City of Los Angeles, determines the applicable local limits as required under 40 CFR 403.5, and as required under 40 CFR 403.12, submits to the approval authorities, the pretreatment annual report covering the service area west of PCH.

This pretreatment annual report documents the activities in 2021 and projected tasks in 2022 of the City of El Segundo, for the service areas west of PCH, for incorporation by the City of Los Angeles into its pretreatment annual report for the year 2021. The Pretreatment Compliance Schedule (PCS) report for 2021 is attached as Appendix A.

1.0 Chapter 1 – Organization and Multi-jurisdiction Implementation

This chapter describes the overall program structure as well as contains descriptions of the treatment plant, collection system, reclaim systems (if any) and the service area including political boundaries. This chapter also should describe the changes in the treatment plant configurations expected in order to comply with expected Waste Discharge Requirements.

The El Segundo pretreatment program regulates the industrial wastewater discharges into the municipal sewers west of PCH which are tributary to the City of Los Angeles, Hyperion Treatment Plant. The City of El Segundo owns and operates the sewer system within the administrative boundaries of the city. The City of El Segundo does not own or operate any treatment plants or reclaim systems that handle the wastewater discharge generated in the sewer service areas west of PCH.

Since 2014, the City of El Segundo has contracted the municipal pretreatment program functions to EEC Environmental (EEC), under the review and signature authority of the Public Works Director.

The work plan for 2021 included:

2021 Pretreatment Program Work Plan		Deadline	Completion	Comments
1.0	Industrial User Inventory Annual Update			
1.1	Review business license list for potential IUs	03/30/2021	3/30/2021	One New IU
1.2	Issue wastewater questionnaires to potential IUs	06/30/2021	6/30/2021	One New IU
1.3	Review questionnaires for site-visits	07/15/2021	8/30/2021	One New IU
1.4	Site-visits of questionnaire-identified Class II IUs	09/30/2021	11/10/2021	One New IU
2.0	Permitting All Class I SIUs and Class II Non-SIUs			
2.1	Issue any new 5-year SIU and Non-SIU Permits	12/30/2021	11/22/2021	1 new LIU permit
3.0	SIU Annual Inspections and Once-Per-Year City Monitoring			
3.1	Site-inspection of Chevron El Segundo	2021	8/4/2021	None
3.2	City sampling of the Chevron El Segundo discharge	2021	N/A	Zero Discharge
4.0	Pretreatment Program Management			
4.1	Pretreatment Program Annual Report	02/19/2021	02/15/2021	None
5.0	Strength and Flow Measurements at the Imperial Weir, Acacia Weir, and Sandhill Weir			
5.1	1 st Quarter Report – BOD, TSS, SS, Fixed SS, Flow	03/31/2021	2/16/2021	None
5.2	2 nd Quarter Report – BOD, TSS, SS, Fixed SS, Flow	06/30/2021	4/28/2021	None
5.3	3 rd Quarter Report – BOD, TSS, SS, Fixed SS, Flow	09/30/2021	8/2/2021	None
5.4	4 th Quarter Report – BOD, TSS, SS, Fixed SS, Flow	12/31/2021	10/27/2021	None

As required under the 1999 Multi-jurisdictional Agreement between the City of Los Angeles and the City of El Segundo, the City of El Segundo provides quarterly measurements of the strength and discharge flow rate at three outfalls into the Hyperion sewer system. These outfalls are designated as the Imperial Weir, Acacia Weir, and Sandhill Weir. The City of El Segundo has contracted with Anachem Laboratories in El Segundo to collect and analyze the samples from these monitoring locations for BOD, TSS, Settleable Solids, Fixed Settleable Solids, and Discharge Flow Rate. The quarterly sample results for 2021 are available as Appendix C.

The City is in the process of finalizing the scheduled tasks for 2022. The tasks are required under 40 CFR 403, and others are the result of ongoing Pretreatment Compliance actions.

The Work Plan for 2022 Includes:

2022 Pretreatment Program Work Plan		Deadline	Completion	Comments
1.0	Industrial User Inventory Annual Update			
1.1	Review business license list for potential IUs	03/30/2022		
1.2	Issue wastewater questionnaires to potential IUs (including dental facilities)	06/29/2022		
1.3	Review questionnaires for site-visits	07/13/2022		
1.4	Site-visits of questionnaire-identified Class II IUs	09/28/2022		
2.0	Permitting All Class I SIUs and Class II Non-SIUs			
2.1	Issue any new 5-year SIU and Non-SIU Permits	12/28/2022		
3.0	SIU Annual Inspections and Once-Per-Year City Monitoring			
3.1	Site-inspection of Chevron El Segundo	03/30/2022		
3.2	City sampling of the Chevron El Segundo discharge	03/30/2022		
4.0	Pretreatment Program Management			
4.1	Pretreatment Program Annual Report	02/19/2023		
5.0	Strength and Flow Measurements at the Imperial Weir, Acacia Weir, and Sandhill Weir			
5.1	1 st Quarter Report – BOD, TSS, SS, Fixed SS, Flow	03/30/2022		
5.2	2 nd Quarter Report – BOD, TSS, SS, Fixed SS, Flow	06/29/2022		
5.3	3 rd Quarter Report – BOD, TSS, SS, Fixed SS, Flow	09/28/2022		
5.4	4 th Quarter Report – BOD, TSS, SS, Fixed SS, Flow	12/28/2022		

2.0 Chapter 2 – Legal Authority

This chapter contains a revised sewer use ordinance and all multi-jurisdictional agreements.

Industrial wastewater discharges in El Segundo west of PCH are subject to the City of El Segundo, Municipal Code, Section 12, Public Sewer Facilities Regulations, Ordinance 1093, as adopted on January 20, 1987, and the Regulations for Sewage and Industrial Waste, in Ordinances No. 3448 adopted January 6, 1987, No. 3912 adopted March 31, 1995, and No. 4004 adopted March 18, 1997. These ordinances and regulations are available as pdf files upon request.

The City of El Segundo operates under a March 3, 1999, Multi-jurisdictional Agreement, referred to as the "Agreement between the City of Los Angeles and the City of El Segundo for the Conveyance, Treatment and Disposal of Wastewater". Section VI(C) of the Agreement stipulates that any State and Federal regulations required of the City of Los Angeles, such as those to implement and operate a pretreatment program in the Hyperion Treatment Plant service area as set forth by the NPDES permit for the City of Los Angeles, shall, within the political boundaries of El Segundo, be the responsibility of the City of El Segundo.

3.0 Chapter 3 – Local Limits

This chapter should contain the technical basis for the local limits. This includes the analyses necessary to determine the maximum headworks loadings for the wastewater treatment plant and the maximum pollutant levels protective of the collection system, as well as the method of allocating allowable loadings to the users, a schedule of public hearings and outreach, and the ordinance adoption procedures.

The City of Los Angeles is responsible for determining technically-based local limits that are protective of the Hyperion treatment plant. The City of El Segundo Municipal Code, as amended on January 6, 1987 in Ordinance No. 3448, incorporates the local limits as first determined by the City of Los Angeles in 1985.

In 2015, the City of Los Angeles conducted a technically-based local limits evaluation for the Hyperion service area. All evaluations of local limits, including the last one in 2015, have not resulted in the adoption of any new or revised limits, although the “essentially none” and “none visible” narrative local limits for mercury, floatable oil and grease, and chlorinated hydrocarbons are no longer advanced as local limits. Instead, the Los Angeles Industrial Waste Control Ordinance prohibits the introduction into the sewers of gasoline, mercury, total identifiable chlorinated hydrocarbons, kerosene, naphtha, benzene, toluene, xylene, ethers, alcohols, ketones, aldehydes, peroxides, chlorates, perchlorates, bromates, carbides, hydrides, solvents, pesticides or jet fuel. The following table presents the City of El Segundo local limits.

El Segundo Local Limits – Ordinance No. 3448			
Constituent	Maximum	Constituent	Maximum
Arsenic (mg/l)	3.0	Cyanide-total (mg/l)	10.0
Cadmium (mg/l)	15.0	Cyanide-amenable (mg/l)	2.0
Chromium-total (mg/l)	10.0	Oil & Grease-dispersed (mg/l)	600
Copper (mg/l)	15.0	Oil & Grease-floatable (mg/l)	none visible
Lead (mg/l)	5.0	Chlorinated Hydrocarbons (mg/l)	essentially none
Mercury (mg/l)	essentially none	Dissolved Sulfides (mg/l)	0.10
Nickel (mg/l)	12.0	pH Range (S.U.)	5.5 – 11.0
Silver (mg/l)	5.0	Temperature (°F)	140°F
Zinc (mg/l)	25.0		

4.0 Chapter 4 – Identification of Non-Domestic Users

This chapter contains the procedures used for on-going updates of the industrial user (IU) inventory. The inventory includes IUs identified by non-domestic sewer connection, and any zero-discharging categorical IUs in compliance with applicable Federal standards by not discharging process wastewaters. The inventory indicates for each IU and zero-discharge categorical IU: (1) whether the IU qualifies as a significant industrial user; (2) average and peak flow rates; (3) SIC code; (4) pretreatment-in-place, and; (5) the permit status.

In 2015, on behalf of the City of El Segundo, EEC conducted an Industrial User Survey to identify all potential categorical industrial users and significant industrial users. As of the date of this annual report, no additional significant industrial users were identified. As a result, the 2021 inventory included only one significant industrial user (Chevron Refinery). Details of the Chevron Refinery facility are presented below.

Permit No.	Permittees in 2015	Facility Discharge	Classification
SIU-001	Chevron Refinery	IWTP Secondary Biosolids from T-504/T-502	40 CFR 419

The initial site-inspection conducted by EEC in January 2015 confirmed the status for Chevron Refinery as a significant industrial user (SIU) T-504/T-502. Chevron Refinery continues to qualify as a petroleum refinery discharge subject to the Federal categorical standards in 40 CFR 419.

EEC has instituted procedures to annually update the industrial user inventory. The procedures involve a yearly review of new business licenses by March 30 and the issuance of Wastewater Usage Questionnaires by June 30. Any potential industrial users identified through this process will be inspected by September 30 of the same year in order to determine whether the facility discharges non-domestic wastewaters requiring permitting. Permitting will be required of those that qualify as SIUs because of federally regulated categorical discharges, or because of discharge flow rates over 25,000 gallons per day (GPD), or discharge loadings of organics or solids in excess of 5% of total loadings into the Hyperion Treatment Plant, or for exposure and toxics risks as determined by the Public Works Director. Permitting may also be required of non-SIU facilities as determined by the Public Works Director.

5.0 Chapter 5 – Permits and Fact Sheets

This chapter describes the permitting procedures. The permit fact sheets should contain the following information on each significant industrial user and zero-discharging categorical industrial user:

(1) The industry name, address, owner or plant manager; (2) The permit expiration date (not to exceed five years in duration); (3) A description of the facility including the products made or services provided, building names, the process in each building, and when current operations began; (4) The identification of each sewer connection; (5) A description of the contributing waste streams that comprise each identified non-domestic discharge into the sewer systems; (6) The pretreatment-in-place for each identified non-domestic discharge to the sewer systems; (7) The classification by Federal point source category and the reasons justifying this classification; (8) The applicable Federal categorical pretreatment standards (adjusted if necessary to account for dilution), supporting production data (if necessary), and the compliance monitoring point(s) where the standards apply; (9) The pollutants of concern and the compliance sampling point(s) where the local limits apply; (10) The sampling frequency by regulated pollutant for each compliance sampling point, and the supporting statistical rationale, to ensure sampling is representative of the wastewater discharge over the reporting period; (11) The sampling protocol by regulated pollutant for each compliance sampling point to ensure that samples collected to determine compliance with Federal standards are representative of the sampling day's discharge.

In 2015, the City of El Segundo reissued the Class I SIU permit to the only remaining SIU (Chevron Refinery T504/T502). The permit was reissued as a five-year permit, and took effect on July 1, 2015 and expired on June 30, 2020. On July 1, 2020, the City reissued a new five-year permit to Chevron Refinery that will expire on June 30, 2025. The permit identifies the monitoring point, applicable Federal categorical standards, local limits as listed in the Los Angeles Wastewater Ordinance, self-monitoring requirements, reporting requirements, and general standard provisions required in 40 CFR 403. The permit also sets forth the general and specific prohibitions listed in 40 CFR 403(b), as well as an additional general prohibition against the discharge of a series of toxic organics, solvents, fuels, pesticides, reactants, and mercury, set forth in the City of Los Angeles Wastewater Ordinance. In addition, any new industrial users determined through the annual industrial user inventory update to require a permit to discharge to the El Segundo sewers west of PCH will be permitted in the same way, with (1) completion of a permit application form, (2) a site inspection, (3) drafting of a complete permit fact sheet for review and comment, (4) drafting of a permit for 90-days review and comment, and (5) issuance of a final five-year permit.

6.0 Chapter 6 – Compliance Monitoring

This chapter describes the industrial user self-monitoring program and the City of El Segundo's oversight monitoring program. The compliance monitoring program must ensure that all sampling is representative over the reporting period and that each sample collected to determine compliance with Federal standards is representative of the sampling day's discharge. The compliance monitoring program must also set analytical detection limits that are sufficiently below Federal standards and local limits to allow for the determination of non-compliance.

EEC has instituted a compliance monitoring program that will ensure that the City of El Segundo collects at least one sample per year from each SIU discharge and that these samples are analyzed for all applicable Federal standards and local limits. Anachem Laboratories has added the sampling conducted in 2021 at the Chevron Refinery to an existing sampling contract for the quarterly sampling of the three municipal outfall weirs to the Hyperion system for strength and flow required under the Multi-jurisdictional Agreement with the City of Los Angeles. Due to the Chevron Refinery acting in a state of zero discharge until November 8, 2021, a City compliance sample was not conducted in 2021.

The compliance monitoring program will also ensure that the City of El Segundo conducts at least one compliance evaluation inspection of each SIU per year, as required under 40 CFR 403.8 (f)(1)(iii). On August 4, 2021, EEC conducted an inspection of the Chevron Refinery facility and completed and issued a written inspection report. The Significant Industrial User Compliance Status Report is provided as Appendix B.

7.0 Chapter 7 – Enforcement

This chapter establishes the enforcement response plan to be used to address, at a minimum, each of the following types of violations: (1) Isolated and chronic violations of permit effluent limits; (2) Violations of permit effluent limits that result in any adverse impacts on the treatment works such as pass-through, interference, sludge contamination, sewer line degradation, explosive or inflammability risks, or worker health and safety risks; (3) Bypassing of pretreatment necessary to comply with permit limits; (4) Dilution as a substitute for treatment necessary to comply with Federal standards; (5) Bypassing compliance sampling or tampering with sampling equipment; (6) Failure to monitor or report; and (7) Willful or negligent violations.

EEC evaluated all self-monitoring report results, all City monitoring results and all inspection findings in order to determine compliance with the permits and the ordinance. Until November 8, 2021 Chevron Refinery had opted to temporarily discontinue discharge of the T504/T502 biosolids to the sewer system. Instead, the bio solid waste was dewatered in a centrifuge and the solids are included with Chevron Refinery's hazardous waste disposal. Self-Monitoring Reports confirmed the non-discharge status.

8.0 Chapter 8 – Resources

This chapter covers the budget, staffing and equipment needs of the pretreatment program.

On October 23, 2014, the City of El Segundo awarded a professional services agreement contract to EEC to accomplish the following tasks for roughly 0.5 FTE (full-time equivalent) primarily shared between a Senior Project Engineer and a Senior Staff Scientist. In addition, the City of El Segundo holds a service contract with Anachem Laboratories to provide quarterly strength and flow monitoring from the three El Segundo outfalls into the Hyperion system, as well as other monitoring, as needed.

9.0 Chapter 9 – Public Participation and Confidentiality

This chapter describes the administrative procedures required under 40 CFR 403.8(f)(1)(vii), 403.14 and 403.8(f)(2)(viii).

In 2021, there were no instances of the receipt of confidential information. In 2021, there were no SIUs qualifying as being in Significant Non-Compliance (SNC). As a result, in 2021, there was no public notification in a newspaper(s) of general circulation of a SIU in SNC.

APPENDIX B

**CITY OF EL SEGUNDO
SIGNIFICANT INDUSTRIAL USER COMPLIANCE STATUS REPORT**

SIU Name:	Chevron Refinery		Reporting Period:	01/01/2021 to 12/31/2021	
Service Address:	324 West El Segundo Blvd El Segundo, CA 90245		Discharge:	Secondary Waste Activated Sludge from T-504/T-502	
Categorical User?	Yes	40 CFR 419 Subpart B	Permit Number:	SIU-001	
TTO Certification Date Submitted:	n/a		Permit Duration:	07/01/2020 to 06/30/2025	
Sampling Location Verified On:	01/14/2015		Process Flow (gpd)	56,200 avg / 108,000 peak	
Slug Control Plan Evaluation Date:	01/15/2015		RCRA Notice Date:	Unk	
	1 st Quarter (Jan 1–Mar 31)	2 nd Quarter (Apr 1–Jun 30)	3 rd Quarter (Jul 1–Sep 30)	4 th Quarter (Oct 1–Dec 31)	
Number of Inspections	0	0	1	0	
Number of City Sampling Days	0	0	0	0	
Number of SIU Sampling Days	0	0	0	2	
Number of Parameter Violations	0	0	0	0	
Number of Inspection Violations	0	0	0	0	
Number of Reporting Violations	0	0	0	0	
Compliance Status	C	C	C	C	
Evaluated as of:	03/30/21	06/30/21	09/30/21	12/31/21	
Compliance Codes: C = Compliance I = Inconsistent Compliance S = Significant Non-Compliance If company is in I or S, then the following table applies:					
	1 st Quarter (Jan 1–Mar 31)	2 nd Quarter (Apr 1–Jun 30)	3 rd Quarter (Jul 1–Sep 30)	4 th Quarter (Oct 1–Dec 31)	
Enforcement Status	N	N	N	N	
Quarter	Violation Type	Violation Date	Sample Type	City/IU Sample	Parameter - Violation
Enforcement Status Codes:					
A = Notice of Violation (NOV)		F = Restriction of Flow		K = Published in Newspaper for Significant Non-Compliance	
B = Administrative Order (AO)		G = Permit Revocation		L = Temporary Increase in Self- Monitoring	
C = Civil Action Filed		H = Compliance Schedule Issued		N = No Enforcement Action	
D = Criminal Action Filed		I = Disconnection from Sewer			
E = Assess of Monetary Penalties		J = Compliance Agreement			

Pretreatment In-Place: Chevron Refinery operates an Industrial Wastewater Treatment Plant, from which waste secondary biosolids are collected on-site (in tanks T-504 or T-502) for discharge into the City of El Segundo collection system without further treatment.



City of El Segundo

COPY

COPY

CITY OF EL SEGUNDO

Effluent testing for the period of
February 2021

Imperial Flume:


DATE	BOD	Suspended Solids	G.P.D.
02/16/21-02/17/21	240	76	572,012

Sandhill Flume:

DATE	BOD	Suspended Solids	G.P.D.
02/16/21-02/17/21	250	158	172,962

Plant #1 (Acacia)

DATE	BOD	Suspended Solids	G.P.D.
02/16/21-02/17/21	358	289	518,406



Ron Fajardo, General Services Manager
City of El Segundo
(310) 524-2715

140 Standard Street • El Segundo, California 90245.3832 • voice 310.322.4993 • fax 310.322.6681

CITY OF EL SEGUNDO
350 Main Street
El Segundo, CA 90245

ATTN: RON FAJARDO

DATE March 1, 2021
LAB NO. C69043 pg.1 of 3
CUST P.O.
SAMPLE NO. 60745
RECEIVED 2/17/21

ELAP CERTIFICATE NO: 1164

SAMPLE: 24 HOUR COMPOSITE FROM IMPERIAL WEIR

SAMPLED: BY JOSE BOLANOS OF THE ANACHEM LABS
BETWEEN 2/16/20 AT 10:40 AM AND 2/17/21 AT 10:40 AM

<u>CONSTITUENT</u>	<u>RESULT</u>	<u>METHOD</u>	<u>PQL</u>	<u>ANALYST</u>	<u>DATE ANALYZED</u>
BOD	<240 mg/L	SM5210B	240 mg/L	AS	2/19/21
Suspended Solids	76 mg/L	SM2540D	8 mg/L	AS	2/18/21
TOTAL FLOW	572012	GALLONS/DAY			

140 Standard Street • El Segundo, California 90245.3832 • voice 310.322.4993 • fax 310.322.6681

CITY OF EL SEGUNDO
350 Main Street
El Segundo, CA 90245


ATTN: RON FAJARDO

DATE March 1, 2021
LAB NO. C69043 pg.2 of 3
CUST P.O.
SAMPLE NO. 60745
RECEIVED 2/17/21
ELAP CERTIFICATE NO: 1164

SAMPLE: 24 HOUR COMPOSITE FROM PLANT NO. 1 (ACACIA WEIR)

SAMPLED: BY JOSE BOLANOS OF THE ANACHEM LABS
BETWEEN 2/16/20 AT 10:20 AM AND 2/17/21 AT 10:20 AM

<u>CONSTITUENT</u>	<u>RESULT</u>	<u>METHOD</u>	<u>PQL</u>	<u>ANALYST</u>	<u>DATE ANALYZED</u>
BOD	358 mg/L	SM5210B	120 mg/L	AS	2/19/21
Suspended Solids	289 mg/L	SM2540D	15 mg/L	AS	2/18/21
TOTAL FLOW	518406	GALLONS/DAY			


N. Krishnan, Ph.D.
Laboratory Director



TEST REPORT

Established 1948

140 Standard Street • El Segundo, California 90245 3832 • voice 310.322.4993 • fax 310.322.6681

CITY OF EL SEGUNDO
350 Main Street
El Segundo, CA 90245

ATTN: RON FAJARDO

DATE March 1, 2021
LAB NO. C69043 pg.3 of 3
CUST P.O.
SAMPLE NO. 60745
RECEIVED 2/17/21

ELAP CERTIFICATE NO: 1164

SAMPLE: 24 HOUR COMPOSITE FROM SANDHILL WEIR

SAMPLED: BY JOSE BOLANOS OF THE ANACHEM LABS
BETWEEN 2/16/20 AT 10:00 AM AND 2/17/21 AT 10:00 AM

<u>CONSTITUENT</u>	<u>RESULT</u>	<u>METHOD</u>	<u>PQL</u>	<u>ANALYST</u>	<u>DATE ANALYZED</u>
BOD	250 mg/L	SM5210B	120 mg/L	AS	2/19/21
Suspended Solids	158 mg/L	SM2540D	17 mg/L	AS	2/18/21
TOTAL FLOW	172962	GALLONS/DAY			

The test report shall not be reproduced except in full, without the written approval of the laboratory. The test results and any statement of compliance with specification in this report relate only to the sample as received and not to the items from which the sample was taken. All results and any conformance statement is based on the rounding method of ASTM E29-13 unless otherwise specified.

N. Krishnar, Ph.D.
Laboratory Director





CHAIN OF CUSTODY RECORD

CLIENT NAME / ADDRESS: CITY OF EL SEGUNDO W. Imperial Avenue El Segundo CA 90245 Reports-Water	Permit Number	Sample Point Imperial Weir
		Sampled By: <i>JOSE BOLANOS</i>

Field Measurement	Notes:
pH	
Temperature	
Collector Signature	

Date Time	Date Time	Date Time	Date Time	Sample	Analysis	Sample	
						Container	Preservatives
2/16/2021 <i>10:40am</i>			2/17/2021 <i>10:40am</i>	60745-01 Composite 	BOD	1-Plastic (1L)	Cool <6°C
2/16/2021 <i>10:40am</i>			2/17/2021 <i>10:40am</i>	60745-02 Composite 	Suspended Solids	1-Plastic (1L)	Cool <6°C

Relinquished by: (Signature) <i>JOSE BOLANOS</i>	Date/Time: <i>1:50pm</i> <i>2-17-21</i>	Received by: (Signature) 	Date/Time:
--	---	---------------------------------	------------



CHAIN OF CUSTODY RECORD

CLIENT NAME / ADDRESS: CITY OF EL SEGUNDO 620 W. Acacia Avenue El Segundo CA 90245 Reports-Water	Permit Number	Sample Point Acacia Weir
		Sampled By: <i>JOSE BO LANOS</i>

Field Measurement	Notes:
pH	
Temperature	
Collector Signature	

Date Time	Date Time	Date Time	Date Time	Sample	Analysis	Sample	
						Container	Preservatives
2/16/2021 <i>10:20 am</i>			2/17/2021 <i>10:20 am</i>	60745-03 Composite 	BOD	1-Plastic (1L)	Cool <6°C
2/16/2021 <i>10:20 am</i>			2/17/2021 <i>10:20 am</i>	60745-04 Composite 	Suspended Solids	1-Plastic (1L)	Cool <6°C

Relinquished by: (Signature) <i>JOSE BO LANOS</i>	Date/Time: <i>1:50 pm</i> <i>2-17-21</i>	Received by: (Signature) 	Date/Time:
---	--	---------------------------------	------------



CHAIN OF CUSTODY RECORD

CLIENT NAME / ADDRESS: CITY OF EL SEGUNDO 799 W. Maple Avenue El Segundo CA 90245 Reports-Water	Permit Number	Sample Point Sandhill Weir
		Sampled By: JOSE BO LANOS

Field Measurement	Notes:
pH	
Temperature	
Collector Signature	

Date Time	Date Time	Date Time	Date Time	Sample	Analysis	Sample	
						Container	Preservatives
2/16/2021			2/17/2021	60745-05 Composite	BOD	1-Plastic (1L)	Cool <6°C
10:00 AM			10:00 AM				
2/16/2021			2/17/2021	60745-06 Composite	Suspended Solids	1-Plastic (1L)	Cool <6°C
10:00 AM			10:00 AM				

Relinquished by: (Signature) JOSE BO LANOS	Date/Time: 1:50 PM 2-17-21	Received by: (Signature) [Signature]	Date/Time:
---	--	---	------------



City of El Segundo

CITY OF EL SEGUNDO

Effluent testing for the period of
April 2021

Imperial Flume:


DATE	BOD	Suspended Solids	G.P.D.
04/28/21-04/29/21	263	328	1,039,910

Sandhill Flume:

DATE	BOD	Suspended Solids	G.P.D.
04/28/21-04/29/21	176	266	167,977

Plant #1 (Acacia)

DATE	BOD	Suspended Solids	G.P.D.
04/28/21-04/29/21	289	229	244,385


Ron Fajardo, General Services Manager
City of El Segundo
(310) 524-2715



TEST REPORT

Established 1948

140 Standard Street • El Segundo, California 90245.3832 • voice 310.322.4993 • fax 310.322.6681

CITY OF EL SEGUNDO
350 Main Street
El Segundo, CA 90245

ATTN: RON FAJARDO


DATE May 10, 2021
LAB NO. C71382 pg.1 of 3
CUST P.O.
SAMPLE NO. 62927
RECEIVED 4/29/21
ELAP CERTIFICATE NO: 1164

SAMPLE: 24 HOUR COMPOSITE FROM IMPERIAL WEIR

SAMPLED: BY JOSE BOLANOS OF THE ANACHEM LABS
BETWEEN 4/28/21 AT 10:45 AM AND 4/29/21 AT 10:45 AM

<u>CONSTITUENT</u>	<u>RESULT</u>	<u>METHOD</u>	<u>PQL</u>	<u>ANALYST</u>	<u>DATE ANALYZED</u>
BOD	263 mg/L	SM5210B	240 mg/L	AS	4/30/21
Suspended Solids	328 mg/L	SM2540D	22 mg/L	AS	5/4/21
TOTAL FLOW	1039910	GALLONS/DAY			

The test report shall not be reproduced except in full, without the written approval of the laboratory. The test results and any statement of compliance with specification in this report relate only to the sample as received and not to the items from which the sample was taken. All results and any conformance statement is based on the rounding method of ASTM E29-13 unless otherwise specified


N. Krishnan, Ph.D.
Laboratory Director



140 Standard Street • El Segundo, California 90245.3832 • voice 310.322.4993 • fax 310.322.6681

CITY OF EL SEGUNDO
350 Main Street
El Segundo, CA 90245

ATTN: RON FAJARDO


DATE May 10, 2021
LAB NO. C71382 pg.2 of 3
CUST P.O.
SAMPLE NO. 62927
RECEIVED 4/29/21

ELAP CERTIFICATE NO: 1164

SAMPLE: 24 HOUR COMPOSITE FROM PLANT NO. 1 (ACACIA WEIR)

SAMPLED: BY JOSE BOLANOS OF THE ANACHEM LABS
BETWEEN 4/28/21 AT 10:25 AM AND 4/29/21 AT 10:25 AM

<u>CONSTITUENT</u>	<u>RESULT</u>	<u>METHOD</u>	<u>PQL</u>	<u>ANALYST</u>	<u>DATE ANALYZED</u>
BOD	289 mg/L	SM5210B	240 mg/L	AS	4/30/21
Suspended Solids	229 mg/L	SM2540D	18 mg/L	AS	5/4/21
TOTAL FLOW	244385	GALLONS/DAY			


N. Krishnan, Ph.D.
Laboratory Director

140 Standard Street • El Segundo, California 90245.3832 • voice 310.322.4993 • fax 310.322.6681

CITY OF EL SEGUNDO
350 Main Street
El Segundo, CA 90245

ATTN: RON FAJARDO

DATE May 10, 2021
LAB NO. C71382 pg.3 of 3
CUST P.O.
SAMPLE NO. 62927
RECEIVED 4/29/21

ELAP CERTIFICATE NO: 1164

SAMPLE: 24 HOUR COMPOSITE FROM SANDHILL WEIR

SAMPLED: BY JOSE BOLANOS OF THE ANACHEM LABS
BETWEEN 4/28/21 AT 10:00 AM AND 4/29/21 AT 10:00 AM



<u>CONSTITUENT</u>	<u>RESULT</u>	<u>METHOD</u>	<u>PQL</u>	<u>ANALYST</u>	<u>DATE ANALYZED</u>
BOD	176 mg/L	SMS210B	120 mg/L	AS	4/30/21
Suspended Solids	266 mg/L	SM2540D	16 mg/L	AS	5/4/21
TOTAL FLOW	167977	GALLONS/DAY			




CHAIN OF CUSTODY RECORD

CLIENT NAME / ADDRESS: CITY OF EL SEGUNDO W. Imperial Avenue El Segundo CA 90245 Reports-Water	Permit Number	Sample Point Imperial Weir
		Sampled By: <i>JOSE BOLANOS</i>

Field Measurement	Notes:
pH	
Temperature	
Collector Signature	

Date Time	Date Time	Date Time	Date Time	Sample	Analysis	Sample	
						Container	Preservatives
4/28/2021			4/29/2021	62927-01 Composite	BOD	1-Plastic (1L)	Cool <6° C
<i>10:45am</i>			<i>10:45am</i>				
4/28/2021			4/29/2021	62927-02 Composite	Suspended Solids	1-Plastic (1L)	Cool <6° C
<i>10:45am</i>			<i>10:45am</i>				

Relinquished by: (Signature) <i>JOSE BOLANOS</i>	Date/Time: <i>12:45pm</i> <i>4-29-21</i>	Received by: (Signature) 	Date/Time:
--	--	---	------------



CHAIN OF CUSTODY RECORD

CLIENT NAME / ADDRESS: CITY OF EL SEGUNDO 620 W. Acacia Avenue El Segundo CA 90245 Reports-Water	Permit Number	Sample Point Acacia Weir
		Sampled By: JOSE BOLANOS

Field Measurement		Notes:
pH		
Temperature		
Collector Signature		

Date Time	Date Time	Date Time	Date Time	Sample	Analysis	Sample	
						Container	Preservatives
4/28/2021			4/29/2021	62927-03 Composite	BOD	1-Plastic (1L)	Cool <6°C
JOSE BOLANOS			10:25AM				
4/28/2021			4/29/2021	62927-04 Composite	Suspended Solids	1-Plastic (1L)	Cool <6°C
JOSE BOLANOS			10:25AM				

Relinquished by: (Signature) JOSE BOLANOS	Date/Time: 12:45PM 4-29-21	Received by: (Signature) [Signature]	Date/Time:
--	--	---	------------



CHAIN OF CUSTODY RECORD

CLIENT NAME / ADDRESS: CITY OF EL SEGUNDO 799 W. Maple Avenue El Segundo CA 90245 Reports-Water	Permit Number	Sample Point Sandhill Weir
Sampled By: JOSE BO LANOS		

Field Measurement		Notes:
pH		
Temperature		
Collector Signature		

Date Time	Date Time	Date Time	Date Time	Sample	Analysis	Sample	
						Container	Preservatives
4/28/2021 <i>10:00 am</i>			4/29/2021 <i>10:00 am</i>	62927-05 Composite 	BOD	1-Plastic (1L)	Cool <6°C
4/28/2021 <i>10:00 am</i>			4/29/2021 <i>10:00 am</i>	62927-06 Composite 	Suspended Solids	1-Plastic (1L)	Cool <6°C

Relinquished by: (Signature) JOSE BO LANOS	Date/Time: 12:45PM 4-29-21	Received by: (Signature) [Signature]	Date/Time:
---	--	---	------------



City of El Segundo

CITY OF EL SEGUNDO

Effluent testing for the period of
August 2021

Imperial Flume:


DATE	BOD	Suspended Solids	G.P.D.
08/02/21-08/03/21	408	266	953,182

Sandhill Flume:

DATE	BOD	Suspended Solids	G.P.D.
08/02/21-08/03/21	206	36	181,737

Plant #1 (Acacia)

DATE	BOD	Suspended Solids	G.P.D.
08/02/21-08/03/21	382	90	236,084


Ron Fajardo, General Services Manager
City of El Segundo
(310) 524-2715

140 Standard Street • El Segundo, California 90245.3832 • voice 310.322.4993 • fax 310.322.6681

CITY OF EL SEGUNDO
350 Main Street
El Segundo, CA 90245

ATTN: RON FAJARDO

DATE August 12, 2021
LAB NO. C74403 pg.1 of 3
CUST P.O.
SAMPLE NO. 65739
RECEIVED 8/3/21

ELAP CERTIFICATE NO: 1164

SAMPLE: 24 HOUR COMPOSITE FROM IMPERIAL WEIR

SAMPLED: BY JOSE BOLANOS OF THE ANACHEM LABS
BETWEEN 8/2/21 AT 11:15 AM AND 8/3/21 AT 11:15 AM

<u>CONSTITUENT</u>	<u>RESULT</u>	<u>METHOD</u>	<u>PQL</u>	<u>ANALYST</u>	<u>DATE ANALYZED</u>
BOD	408 mg/L	SM5210B	120 mg/L	AS	8/5/21
Suspended Solids	266 mg/L	SM2540D	20 mg/L	AS	8/6/21
TOTAL FLOW	953182	GALLONS/DAY			

140 Standard Street • El Segundo, California 90245.3832 • voice 310.322.4993 • fax 310.322.6681

CITY OF EL SEGUNDO
350 Main Street
El Segundo, CA 90245

ATTN: RON FAJARDO

DATE August 12, 2021
LAB NO. C74403 pg.2 of 3
CUST P.O.
SAMPLE NO. 65739
RECEIVED 8/3/21

ELAP CERTIFICATE NO: 1164

SAMPLE: 24 HOUR COMPOSITE FROM PLANT NO. 1 (ACACIA WEIR)

SAMPLED: BY JOSE BOLANOS OF THE ANACHEM LABS
BETWEEN 8/2/21 AT 10:50 AM AND 8/3/21 AT 10:50 AM

<u>CONSTITUENT</u>	<u>RESULT</u>	<u>METHOD</u>	<u>PQL</u>	<u>ANALYST</u>	<u>DATE ANALYZED</u>
BOD	382 mg/L	SM5210B	240 mg/L	AS	8/5/21
Suspended Solids	90 mg/L	SM2540D	8 mg/L	AS	8/6/21
TOTAL FLOW	236084	GALLONS/DAY			



TEST REPORT

Established 1948

140 Standard Street • El Segundo, California 90245.3832 • voice 310.322.4993 • fax 310.322.6681

CITY OF EL SEGUNDO
350 Main Street
El Segundo, CA 90245

ATTN: RON FAJARDO

DATE August 12, 2021
LAB NO. C74403 pg.3 of 3
CUST P.O.
SAMPLE NO. 65739
RECEIVED 8/3/21


ELAP CERTIFICATE NO: 1164

SAMPLE: 24 HOUR COMPOSITE FROM SANDHILL WEIR

SAMPLED: BY JOSE BOLANOS OF THE ANACHEM LABS
BETWEEN 8/2/21 AT 10:20 AM AND 8/3/21 AT 10:20 AM

<u>CONSTITUENT</u>	<u>RESULT</u>	<u>METHOD</u>	<u>PQL</u>	<u>ANALYST</u>	<u>DATE ANALYZED</u>
BOD	206 mg/L	SM5210B	60 mg/L	AS	8/5/21
Suspended Solids	36 mg/L	SM2540D	4 mg/L	AS	8/6/21
TOTAL FLOW	181737	GALLONS/DAY			

The test report shall not be reproduced except in full, without the written approval of the laboratory. The test results and any statement of compliance with specification in this report relate only to the sample as received and not to the items from which the sample was taken. All results and any conformance statement is based on the rounding method of ASTM E29-13 without regard to measurement uncertainty unless otherwise specified.


N. Krishnan, Ph.D.
Laboratory Director


ACCREDITED



CHAIN OF CUSTODY RECORD

CLIENT NAME / ADDRESS: CITY OF EL SEGUNDO W. Imperial Avenue El Segundo CA 90245 Reports-Water	Permit Number	Sample Point Imperial Weir
		Sampled By: JOSE BOLANOS

Field Measurement	
pH	
Temperature	
Collector Signature	

Notes:

Date Time	Date Time	Date Time	Date Time	Sample	Analysis	Sample	
						Container	Preservatives
8/2/2021 11:32am			8/3/2021 11:52am	65739-01 Composite 	BOD	1-Plastic (1L)	Cool <6°C
8/2/2021 11:52am			8/3/2021 11:52am	65739-02 Composite 	Suspended Solids	1-Plastic (1L)	Cool <6°C



Relinquished by: (Signature) JOSE BOLANOS	Date/Time: 1:40pm 8-3-21	Received by: (Signature) [Signature]	Date/Time:
--	--	---	------------




CHAIN OF CUSTODY RECORD

CLIENT NAME / ADDRESS: CITY OF EL SEGUNDO 620 W. Acacia Avenue El Segundo CA 90245 Reports-Water	Permit Number	Sample Point Acacia Weir
		Sampled By: <i>JOSE BOLANOS</i>

Field Measurement		Notes:
pH		
Temperature		
Collector Signature		

Date Time	Date Time	Date Time	Date Time	Sample	Analysis	Sample	
						Container	Preservatives
8/2/2021			8/3/2021	65739-03 Composite	BOD	1-Plastic (1L)	Cool <6°C
<i>10:50 am</i>			<i>10:50 am</i>				
8/2/2021			8/3/2021	65739-04 Composite	Suspended Solids	1-Plastic (1L)	Cool <6°C
<i>10:50 am</i>			<i>10:50 am</i>				

Relinquished by: (Signature) <i>JOSE BOLANOS</i>	Date/Time: <i>1:40 pm</i> <i>8-3-21</i>	Received by: (Signature) 	Date/Time:
--	---	---	------------



CHAIN OF CUSTODY RECORD

CLIENT NAME / ADDRESS: CITY OF EL SEGUNDO 799 W. Maple Avenue El Segundo CA 90245 Reports-Water	Permit Number	Sample Point Sandhill Weir
		Sampled By: <i>JOSE BOLANOS</i>

Field Measurement		Notes:
pH		
Temperature		
Collector Signature		

Date Time	Date Time	Date Time	Date Time	Sample	Analysis	Sample	
						Container	Preservatives
8/2/2021 <i>10:20m</i>			8/3/2021 <i>10:20m</i>	65739-05 Composite 	BOD	1-Plastic (1L)	Cool <6°C
8/2/2021 <i>10:20m</i>			8/3/2021 <i>10:20m</i>	65739-06 Composite 	Suspended Solids	1-Plastic (1L)	Cool <6°C

Relinquished by: (Signature) <i>JOSE BOLANOS</i>	Date/Time: <i>1:40pm 8-3-21</i>	Received by: (Signature) 	Date/Time:
--	------------------------------------	---------------------------------	------------



City of El Segundo

CITY OF EL SEGUNDO

Effluent testing for the period of
October 2021

Imperial Flume:


DATE	BOD	Suspended Solids	G.P.D.
10/27/21-10/28/21	373	58	924,810

Sandhill Flume:

DATE	BOD	Suspended Solids	G.P.D.
10/27/21-10/28/21	296	581	178,560

Plant #1 (Acacia)

DATE	BOD	Suspended Solids	G.P.D.
10/27/21-10/28/21	272	255	235,183



Ron Fajardo, General Services Manager
City of El Segundo
(310) 524-2715



TEST REPORT

Established 1948

140 Standard Street • El Segundo, California 90245.3832 • voice 310.322.4993 • fax 310.322.6681

CITY OF EL SEGUNDO
350 Main Street
El Segundo, CA 90245

ATTN: RON FAJARDO


DATE November 15, 2021
LAB NO. C77312 pg.1 of 3
CUST P.O.
SAMPLE NO. 68247
RECEIVED 10/28/21
ELAP CERTIFICATE NO: 1164

SAMPLE: 24 HOUR COMPOSITE FROM IMPERIAL WEIR

SAMPLED: BY JOSE BOLANOS OF THE ANACHEM LABS
BETWEEN 10/27/21 AT 11:45 AM AND 10/28/21 AT 11:45 AM

<u>CONSTITUENT</u>	<u>RESULT</u>	<u>METHOD</u>	<u>PQL</u>	<u>ANALYST</u>	<u>DATE ANALYZED</u>
BOD	373 mg/L	SM5210B	120 mg/L	AS	10/29/21
Suspended Solids	58 mg/L	SM2540D	8 mg/L	AS	10/29/21
TOTAL FLOW	924,810	GALLONS/DAY			

The test report shall not be reproduced except in full, without the written approval of the laboratory. The test results and any statement of compliance with specification in this report relate only to the sample as received and not to the items from which the sample was taken. All results and any conformance statement is based on the rounding method of ASTM E29-13 without regard to measurement uncertainty unless otherwise specified.


N. Krishnan, Ph.D.
Laboratory Director



140 Standard Street • El Segundo, California 90245.3832 • voice 310.322.4993 • fax 310.322.6681

CITY OF EL SEGUNDO
350 Main Street
El Segundo, CA 90245

ATTN: RON FAJARDO

DATE November 15, 2021
LAB NO. C77312 pg.2 of 3
CUST P.O.
SAMPLE NO. 68247
RECEIVED 10/28/21
ELAP CERTIFICATE NO: 1164

SAMPLE: 24 HOUR COMPOSITE FROM PLANT NO. 1 (ACACIA WEIR)

SAMPLED: BY JOSE BOLANOS OF THE ANACHEM LABS
BETWEEN 10/27/21 AT 11:15 AM AND 10/28/21 AT 11:15 AM

<u>CONSTITUENT</u>	<u>RESULT</u>	<u>METHOD</u>	<u>PQL</u>	<u>ANALYST</u>	<u>DATE ANALYZED</u>
BOD	272 mg/L	SM5210B	120 mg/L	AS	10/29/21
Suspended Solids	255 mg/L	SM2540D	15 mg/L	AS	10/29/21
TOTAL FLOW	235,183	GALLONS/DAY			

140 Standard Street • El Segundo, California 90245.3832 • voice 310.322.4993 • fax 310.322.6681

CITY OF EL SEGUNDO
350 Main Street
El Segundo, CA 90245

ATTN: RON FAJARDO

DATE November 15, 2021
LAB NO. C77312 pg.3 of 3
CUST P.O.
SAMPLE NO. 68247
RECEIVED 10/28/21

ELAP CERTIFICATE NO: 1164

SAMPLE: 24 HOUR COMPOSITE FROM SANDHILL WEIR

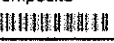

SAMPLED: BY JOSE BOLANOS OF THE ANACHEM LABS
BETWEEN 10/27/21 AT 10:50 AM AND 10/28/21 AT 10:50 AM

<u>CONSTITUENT</u>	<u>RESULT</u>	<u>METHOD</u>	<u>PQL</u>	<u>ANALYST</u>	<u>DATE ANALYZED</u>
BOD	296 mg/L	SM5210B	120 mg/L	AS	10/29/21
Suspended Solids	581 mg/L	SM2540D	32 mg/L	AS	10/29/21
TOTAL FLOW	178,560	GALLONS/DAY			

CHAIN OF CUSTODY RECORD

CLIENT NAME / ADDRESS: CITY OF EL SEGUNDO W. Imperial Avenue El Segundo CA 90245 Reports-Water	Permit Number	Sample Point Imperial Weir
		Sampled By: <i>JOSE BOLANOS</i>

Field Measurement		Notes:
pH		
Temperature		
Collector Signature		

Date Time	Date Time	Date Time	Date Time	Sample	Analysis	Sample	
						Container	Preservatives
10/27/2021			10/28/2021	68247-01 Composite	BOD	1-Plastic (1L)	Cool <6°C
<i>11:45am</i>			<i>11:45am</i>				
10/27/2021			10/28/2021	68247-02 Composite	Suspended Solids	1-Plastic (1L)	Cool <6°C
<i>11:45am</i>			<i>11:45am</i>				

Relinquished by: (Signature) <i>JOSE BOLANOS</i>	Date/Time: <i>12:10 PM 10-28-21</i>	Received by: (Signature) <i>[Signature]</i>	Date/Time:
---	--	--	------------



CHAIN OF CUSTODY RECORD

CLIENT NAME / ADDRESS: CITY OF EL SEGUNDO 620 W. Acacia Avenue El Segundo CA 90245 Reports-Water	Permit Number	Sample Point Acacia Weir
Sampled By: JOSE BOLANOS		

Field Measurement		Notes:
pH		
Temperature		
Collector Signature		

Date Time	Date Time	Date Time	Date Time	Sample	Analysis	Sample	
						Container	Preservatives
10/27/2021 <i>11:15AM</i>			10/28/2021 <i>11:15AM</i>	68247-03 Composite 	BOD	1-Plastic (1L)	Cool <6°C
10/27/2021 <i>11:15AM</i>			10/28/2021 <i>11:15AM</i>	68247-04 Composite 	Suspended Solids	1-Plastic (1L)	Cool <6°C

Relinquished by: (Signature) JOSE BOLANOS	Date/Time: 12:10 PM 10-28-21	Received by: (Signature) [Signature]	Date/Time:
---	--	--	------------

CHAIN OF CUSTODY RECORD

CLIENT NAME / ADDRESS: CITY OF EL SEGUNDO 799 W. Maple Avenue El Segundo CA 90245 Reports-Water	Permit Number	Sample Point Sandhill Weir
Sampled By: JOSE BO LANOS		

Field Measurement		Notes:
pH		
Temperature		
Collector Signature		

Date Time	Date Time	Date Time	Date Time	Sample	Analysis	Sample	
						Container	Preservatives
10/27/2021			10/28/2021	68247-05 Composite	BOD	1-Plastic (1L)	Cool <6°C
10:50 am			10:50 am				
10/27/2021			10/28/2021	68247-06 Composite	Suspended Solids	1-Plastic (1L)	Cool <6°C
10:50 am			10:50 am				

Relinquished by: (Signature) JOSE BO LANOS	Date/Time: 12:10 pm 10-28-21	Received by: (Signature) [Signature]	Date/Time:
---	--	---	----------------

City of Beverly Hills



MARK PESTRELLA, Director

COUNTY OF LOS ANGELES

DEPARTMENT OF PUBLIC WORKS

"To Enrich Lives Through Effective and Caring Service"

900 SOUTH FREMONT AVENUE
ALHAMBRA, CALIFORNIA 91803-1331
Telephone: (626) 458-5100
<http://dpw.lacounty.gov>

ADDRESS ALL CORRESPONDENCE TO:
P.O. BOX 1460
ALHAMBRA, CALIFORNIA 91802-1460

IN REPLY PLEASE

REFER TO FILE: **EP-1**

February 10, 2022

Mr. Michael Simpson
Division Manager
Industrial Waste Management Division
Bureau of Sanitation, City of Los Angeles
2714 Media Center Drive
Los Angeles, CA 90065-1733

Dear Mr. Simpson:

**CITY OF BEVERLY HILLS
2021 ENVIRONMENTAL PROTECTION AGENCY
PRETREATMENT ANNUAL REPORT**

Enclosed please find the 2021 Environmental Protection Agency Pretreatment Program – Annual Report for industries, which are tributary to the City of Los Angeles.

The following information is included in this report:

- A. List of Tables
- B. Certifications
- C. PCS Data Entry Forms
- D. Executive Summary (Chapter 1)
- E. Significant Changes in the Operation of the Pretreatment Program (Chapter 2)
- F. Significant Industrial Users (SIUs) Inventory (Chapter 3)
- G. SIU Compliance and Monitoring Requirements Data (Chapter 4)
- H. Summary of Enforcement Activities (Chapter 5)
- I. Budget and Equipment Purchases (Chapter 6)
- J. Public Participation Activities (Chapter 7)
- K. List of Definitions (Enclosure 1)
- L. Key for Industrial User Violation Report (Enclosure 2)

Mr. Michael Simpson
February 10, 2022
Page 2

If you have any questions, please contact me or your staff may contact Mr. Frank Chin at (626) 458-5173 or FCHIN@pw.lacounty.gov, Monday through Thursday, 7 a.m. to 5:30 p.m.

Very truly yours,

MARK PESTRELLA, PE
Director of Public Works



Tim Smith, PE
Senior Civil Engineer
Environmental Programs Division

TS:ak
P:\SECVAK\EP1\BEVERLY HILLS_2021 ANNUAL REPORT.DOC

Enc.

cc: City of Beverly Hills (David Hillyer)

Table of Contents

	Page
List of Tables	2
Certifications.....	3
PCS Data Entry Form.....	4
CHAPTER 1 – Executive Summary	5
CHAPTER 2 – Significant Changes	5
CHAPTER 3 – Significant Industrial Users (SIUs) Inventory	6
CHAPTER 4 – SIU Compliance and Monitoring Requirements Data	9
CHAPTER 5 – Enforcement Actions	12
CHAPTER 6 – Budget and Equipment Purchases	14
CHAPTER 7 – Public Participation Activities	14
ATTACHMENT 1 – Definitions	15
ATTACHMENT 2 – Key for Industrial User Violation Report	16

List of Tables

- Table 1 – Permittees subject to Categorical Standards (Categorical and Non-Categorical)
- Table 2 – Baseline Monitoring Reports, Permit Expiration Dates, Remarks
- Table 3 – Part D – Effluent Quality Limitations for Industries tributary to the City of Los Angeles Sewer System
- Table 4 – Industrial User Status Report
- Table 5 – Monitoring, Sampling and Compliance
- Table 6 – Enforcement Actions

CONTRACT CITY NAME: BEVERLY HILLS
CONTRACT CITY ADDRESS: 455, NORTH REXFORD DRIVE
BEVERLY HILLS, CA 90210

CITY OF LOS ANGELES PRETREATMENT PROGRAM
ANNUAL NONCOMPLIANCE REPORT 2021

NPDES Permit Holder or Sewer Authority Name: City of Los Angeles
Report Submittal Date: February 10, 2022
Period Covered: January 1, 2021, to December 31, 2021


Person to contact concerning information contained in this report:

Frank Chin
Civil Engineer
County of Los Angeles Public Works
P.O. Box 1460
Alhambra, CA 91803-1460
Phone: (626)458-5173

I certify under penalty of law that this document and all attachments were prepared under my direction or supervision in accordance with a system designed to assure that qualified personnel properly gather and evaluate the information submitted. Based on my inquiry of the person or persons who manage the system, or those persons directly responsible for gathering the information, I certify that the information submitted is to the best of my knowledge and belief, true, accurate, and complete. I am aware that there are significant penalties for submitting false information including the possibility of fine and imprisonment for knowing violations.

Executed on February 10, 2022, at the City of Alhambra, California

Authorized Signature:



Frank Chin
Civil Engineer
Environmental Programs Division
626-458-5173

CHAPTER 1

EXECUTIVE SUMMARY

The 2020 Annual Report summarizes the activities of the Los Angeles County Public Works (LACPW) Pretreatment Program within the City of Beverly Hills. Public Works continues to utilize the automated, online Hazardous Materials System (HMS), which became fully operational in October 1992. HMS has the capability to track all SIUs activities including permit issuance, expiration date, self-monitoring reporting, compliance inspections, violation tracking, and correspondence tracking.

CHAPTER 2

SIGNIFICANT CHANGES

No significant changes.

CHAPTER 3

SIGNIFICANT INDUSTRIAL USERS (SIUs) INVENTORY

**TABLE 1
CITY OF BEVERLY HILLS
2021 ANNUAL REPORT
PERMITTEES SUBJECT TO CATEGORICAL STANDARDS
CATEGORICAL AND NON-CATEGORICAL**

CATEGORY	NUMBER INITIALLY SURVEYED*	NO. KNOWN EXEMPT FROM STANDARDS	NO. UNDER CURRENT REVIEW	NO. KNOWN SUBJECT TO STANDARDS (B.M.R. SENT)
Aluminum forming - 40CFR467	0	0	0	0
Battery manufacturing - 40CFR461	0	0	0	0
Coil coating I - 40CFR431	0	0	0	0
Coil coating (canmaking) - 40CFR465	0	0	0	0
Copper forming - 40CFR468	0	0	0	0
Elec. & Elec. Components - 40CFR469	0	0	0	0
Electronic Components II - 40CFR415	0	0	0	0
Electroplating - 40CFR413	0	0	0	0
Inorganic chemicals I - 40CFR4466	0	0	0	0
Inorganic chemicals II - 40CFR430	0	0	0	0
Iron and steel - 40CFR420	0	0	0	0
Leather tanning - 40CFR425	0	0	0	0
Metal finishing - 40CFR433	0	0	0	0
Metal molding & casting - 40CFR464	0	0	0	0
Nonferrous metal forming - 40CFR471	0	0	0	0
Nonferrous metal I - 40CFR421	0	0	0	0
Nonferrous metal II - 40CFR421	0	0	0	0
Oil & Gas Extraction - 40CFR435	0	0	0	0
Ore Mining & Dressing - 40CFR440	0	0	0	0
Organic chemicals - 40CFR414	0	0	0	0
Organic chemicals - 40CFR416	0	0	0	0
Pesticides - 40CFR455	0	0	0	0
Petroleum refining - 40CFR419	0	0	0	0
Pharmaceuticals - 40CFR439	0	0	0	0
Plastics molding & forming - 40CFR463	0	0	0	0
Porcelain enameling - 40CFR466	0	0	0	0
Pulp, paper, paperboard - 40CFR431	0	0	0	0
Pulp, paper, paperboard - 40CFR423	0	0	0	0
Steam electric - 40CFR423	0	0	0	0
Textile mills - 40CFR410	0	0	0	0
Timber products - 40CFR429	0	0	0	0
Transportation Equipment Cleaning - 40CFR442	0	0	0	0
Non-Categorical	1	0	0	1

*Initial survey conducted prior to year 2000
EPA/BHRPT.18

TABLE 2

**CITY OF BEVERLY HILLS
2021 ANNUAL REPORT
BASELINE MONITORING REPORTS, PERMIT EXPIRATION DATES, REMARKS**

INDUSTRIAL CATEGORY: MAJOR INDUSTRIAL DISCHARGERS NOT SUBJECT TO CATEGORICAL STANDARDS					
INDUSTRIAL USER NAME AND ADDRESS	INDUSTRIAL USER I.D. NO. ⁽¹⁾	PERMIT EXP. DATE(S) ⁽²⁾	DATE BMR REQUESTED	DATE BMR ACCEPTED	REMARKS
Beverly Hills R/O Plant 345 N. Foothill Blvd.	036923	07/01/22	07/01/12	12/27/12	

- (1) County of Los Angeles Public Works File
- (2) Permit expires three (3) years from the date of issuance

CHAPTER 4

SIU COMPLIANCE AND MONITORING REQUIREMENTS DATA

TABLE 4
CITY OF BEVERLY HILLS
2021 ANNUAL REPORT
INDUSTRIAL USER STATUS REPORT

PERMIT ISSUANCE DATE	INDUSTRIAL USER NAME & ADDRESS	AVERAGE DAILY FLOW (GAL/DAY)	SUBJECT TO LOCAL STDS/ NONCATEGORICAL	NOTIFIED BMR	COMPLIANCE STATUS (1)/(2)			REMARKS (3)
					QTR	FEDERAL	LOCAL	
06/20/94	Beverly Hills R/O Plant 345 N. Foothill Rd.	Under 510,000	YES/NO	YES	1	CC/1	CC/1	
					2	CC/1	CC/1	
					3	CC/1	CC/1	
					4	CC/1	CC/1	

(1) COMPLIANCE STATUS KEYS

SF - Significant Violator, Fed. Limits
SL - Significant Violator, Local Limits
IF - Insignificant Violator, Fed. Limits
IL - Insignificant Violator, Local Limits
CC - Consistent Compliance
- On a Time Schedule
U - Unknown
NS - Not Sched. to be Sampled

2) COMPLIANCE DETERMINATION

1 Self-Monitoring Data Only
2 Public Works Sampling Data Only
3 Both 1 and 2
4 Visual Inspection Data Only
5 County Sanitation District Sampling Data Only
6 Both self-monitoring data and County Sanitation District sampling data

(3) CORRECTIVE ACTION TAKEN

1 Notice issued
2 Evaluating Proposed Revision of Treatment System
3 Corrections Made - Resample in Compliance
4 No action required

**TABLE 5
CITY OF BEVERLY HILLS
2021 ANNUAL REPORT
MONITORING, SAMPLING AND COMPLIANCE**

INDUSTRIAL CATEGORY: MAJOR INDUSTRIAL DISCHARGERS NOT SUBJECT TO CATEGORICAL STANDARDS								
INDUSTRIAL USER NAME AND ADDRESS	QTR	MONITORING (1)				Sampl. by IU/POTW/ Other (2)	Compl Status (3)	REMARKS
		Sch Insp/ Sampl	Act. Insp/ Sampl	Spill/ Emerg Insp.	No. Sched Nx Yr			
Beverly Hills R/O Plant 345 N. Foothill Rd.	1	1	0	0	1	1	CC	Water Treatment Plant offline.
	2	0	0	0	0	1	CC	Water Treatment Plant offline, pilot testing only
	3	1	0	0	1	1	CC	Water Treatment Plant offline, pilot testing only
	4	0	0	0	0	1	CC	Water Treatment Plant offline, pilot testing only

(1) MONITORING HEADINGS

- Number of planned inspections and/or sampling inspections
- Actual number of inspections and/or sampling inspections
- Number of inspections in response to spills or emergencies

(3) COMPLIANCE STATUS KEYS

- SF - Significant Violator, Fed. Limits
- SL - Significant Violator, Local Limits
- IF - Insignificant Violator, Fed. Limits
- IL - Insignificant Violator, Local Limits

- CC - Consistent Compliance
- U - Unknown
- NS - Not Sched. to be Sampled

(2) COMPLIANCE DETERMINATION

- 1 Self-Monitoring Data Only
- 2 PW Sampling Data Only
- 3 Both 1 and 2
- 4 Visual Inspection Data Only
- 5 Both self-monitoring data and County Sanitation District sampling data
- 6 County Sanitation District Sampling Data Only

CHAPTER 5

ENFORCEMENT ACTIONS

**TABLE 6
2021 ANNUAL REPORT
ENFORCEMENT ACTION**

REPORTING PERIOD	JANUARY 1, 2021, TO DECEMBER 31, 2021
Notices of Violation	0
Compliance Meetings/ Show Cause Hearings	0
Consent Order	0
Cease & Desist Violations Order	0
Compliance Order	0
Warning Notice	0
Permit Suspension Order	0
Imminent Hazard Permit Suspension Order	0
Permits Revoked	0
Criminal/Civil Prosecutions	0
Number of Active Cases	0
Terminated Enforcement Actions	0

CHAPTER 6

BUDGET AND EQUIPMENT PURCHASES

Pretreatment Budget

Current Annual Reporting
Jan 1st, 2021, to Dec 31st, 2021
Cost

\$63,113.46

Previous Year Reporting
Jan 1st, 2020, to Dec 31st, 2020
Cost

\$63,272.38

CHAPTER 7

PUBLIC PARTICIPATION ACTIVITIES

Public participation activities were not presented or required since all SIU's have been in consistent compliance with Environmental Protection Agency (EPA) Pretreatment Requirements. However, meetings with specific individual dischargers are conducted when necessary.

EPA/BHRPT.18

ENCLOSURE 1

DEFINITIONS

Categorical: Any industries or standards that EPA has designated as categorical in their regulations.

Non-Categorical: All significant industrial users not subject to EPA categorical standards.

Significant Industrial User (SIU): As defined in 40CFR 403.3 (t), an SIU includes, but is not limited to, dischargers with average flows of 25,000 gallons per day or more, and those with a reasonable potential for adversely affecting the POTW.

Compliance Status: Determined by samples and inspections taken over a period of one quarter. The categories include: Consistent Compliance, Insignificant Violation, Significant Violation Compliance, and Status Unknown.

Consistent Compliance: An IU that has had no violations or had no more than one parameter in violation if that value was less than twice the most stringent limit and within 45 days of the date of the violation (sample date), the IU has been notified of compliance status, resampled and determined in compliance with the parameter that was violated, and the apparent cause of violation has been identified and corrected.

Inconsistent Compliance: An IU that has had more than one parameter in violation or any one parameter in violation that exceeded twice the most stringent limit and within 45 days of the date of the violation (sample date), the IU has been notified of compliance status, resampled to determine compliance status, but does not fall within the significant violation classification.

Significant Violation: An IU with one or more of the following: a violation, which remains uncorrected 45 days after first notification of noncompliance; a violation, which is part of a pattern of noncompliance over a twelve-month period; a violation, which involves a failure to accurately report non-compliance; or a violation, which resulted in the POTW exercising its emergency authority.

Status Unknown: Is a circumstance where samples were scheduled to be taken (per annual report) and were not; samples taken but not yet analyzed by the report due date; or where a new IU has yet to be sampled.

ENCLOSURE 2

KEY FOR INDUSTRIAL USER VIOLATION REPORT

(1) **Flow Codes (unless actual flow is stated)**

A: 0 - 9,999 gpd
B: 10,000 - 29,999 gpd
C: 30,000 - 49,999 gpd
D: 50,000 - 99,999 gpd E: > 100,000 gpd

(2) **Compliance Status Codes**

CC: Consistent Compliance
SF: Significant Violator, Federal Limits
SL: Significant Violator, Local Limits
IF: Inconsistent Compliance, Federal Limits
IL: Inconsistent Compliance, Local Limits
SB: Significant Violator, both Federal and Local limits
IB: Inconsistent Compliance, both Federal and Local limits
UK: Unknown
NS: Not Scheduled

(3) **Sampled By Codes:**

DPW-C: Los Angeles County Public Works composite
DPW-G: Los Angeles County Public Works grab
CSDLAC-C: County Sanitation Districts of Los Angeles County composite
CSDLAC-G: County Sanitation Districts of Los Angeles County grab
IU-C: Self-monitoring composite
IU-G: Self-monitoring grab
NO-SMR: No self-monitoring report
OTHER: Inspection, etc.

City of Culver City



MARK PESTRELLA, Director

COUNTY OF LOS ANGELES

DEPARTMENT OF PUBLIC WORKS

"To Enrich Lives Through Effective and Caring Service"

900 SOUTH FREMONT AVENUE
ALHAMBRA, CALIFORNIA 91803-1331
Telephone: (626) 458-5100
<http://dpw.lacounty.gov>

ADDRESS ALL CORRESPONDENCE TO:
P.O. BOX 1460
ALHAMBRA, CALIFORNIA 91802-1460

IN REPLY PLEASE

REFER TO FILE: **EP-1**

February 10, 2022

Mr. Michael Simpson
Division Manager
Industrial Waste Management Division
Bureau of Sanitation, City of Los Angeles
2714 Media Center Drive
Los Angeles, CA 90065-1733

Attention Mr. Erick J. Escobar

Dear Mr. Simpson:

CITY OF CULVER CITY 2021 ENVIRONMENTAL PROTECTION AGENCY PRETREATMENT ANNUAL REPORT

Enclosed please find the 2021 Environmental Protection Agency Pretreatment Program – Annual Report for industries, which are tributary to the City of Los Angeles.

The following information is included in this report:

- A. List of Tables
- B. Certifications
- C. PCS Data Entry Forms
- D. Executive Summary (Chapter 1)
- E. Significant Changes in the Operation of the Pretreatment Program (Chapter 2)
- F. Significant Industrial Users (SIUs) Inventory (Chapter 3)
- G. SIU Compliance and Monitoring Requirements Data (Chapter 4)
- H. Summary of Enforcement Activities (Chapter 5)
- I. Budget and Equipment Purchases (Chapter 6)
- J. Public Participation Activities (Chapter 7)
- K. List of Definitions (Enclosure 1)
- L. Key for Industrial User Violation Report (Enclosure 2)

Mr. Michael Simpson
February 10, 2022
Page 2

If you have any questions, please contact me or your staff may contact Mr. Frank Chin at (626) 458-5173 or FCHIN@pw.lacounty.gov, Monday through Thursday, 7 a.m. to 5:30 p.m.

Very truly yours,

MARK PESTRELLA, PE
Director of Public Works



Tim Smith, PE
Senior Civil Engineer
Environmental Programs Division

TS:ak
P:\SECAK\EP1\CITY OF CULVER CITY_ 2021 ANNUAL REPORT

Enc.

cc: City of Culver City (Charles Herbertson)

Table of Contents

	Page
List of Tables.....	2
Certifications	3
PCS DATA ENTRY FORM.....	4
CHAPTER 1 – Executive Summary	5
CHAPTER 2 – Significant Changes	5
CHAPTER 3 – Significant Industrial Users (SIUs) Inventory	6
CHAPTER 4 – SIU Compliance and Monitoring Requirements Data.....	122
CHAPTER 5 – Enforcement Actions	177
CHAPTER 6 – Budget and Equipment Purchases.....	19
CHAPTER 7 – Public Participation Activities.....	19
ATTACHMENT 1 – Definitions	200
ATTACHMENT 2 – Key for Industrial User Violation Report.....	211

List of Tables

Table 1	Permittees subject to Categorical Standards (Categorical and Non-Categorical)
Table 2-A	Baseline Monitoring Reports, Permit Expiration Dates, Remarks
Table 2-B	Baseline Monitoring Reports, Permit Expiration Dates,
Table 3-A	Part D – Effluent Quality Limitations for Industries tributary to the City of Los Angeles Sewer System
Table 3-B	Part D – Effluent Quality Limitations for Industries tributary to the City of Los Angeles Sewer System
Table 4-A	Industrial User Status Report
Table 4-B	Industrial User Status Report
Table 5-A	Monitoring, Sampling and Compliance
Table 5-B	Monitoring, Sampling and Compliance
Table 6	Enforcement Actions

CONTRACT CITY NAME: CULVER CITY
CONTRACT CITY ADDRESS: 9770 CULVER BOULEVARD
CULVER CITY, CA 90232-0507

CITY OF LOS ANGELES PRETREATMENT PROGRAM
ANNUAL NONCOMPLIANCE REPORT 2021

NPDES Permit Holder or Sewer Authority Name: City of Los Angeles
Report Submittal Date: February 10, 2022
Period Covered: January 1, 2021, to December 31, 2021

Person to contact concerning information contained in this report:

Frank Chin
Civil Engineer
County of Los Angeles
Public Works
P.O. Box 1460
Alhambra, CA 91803-1460
Phone: (626)458-5173

I certify under penalty of law that this document and all attachments were prepared under my direction or supervision in accordance with a system designed to assure that qualified personnel properly gather and evaluate the information submitted. Based on my inquiry of the person or persons who manage the system, or those persons directly responsible for gathering the information, I certify that the information submitted is to the best of my knowledge and belief, true, accurate, and complete. I am aware that there are significant penalties for submitting false information, including the possibility of fine and imprisonment for knowing violations.

Executed on February 10, 2022, at the City of Alhambra, California

Authorized Signature:



Frank Chin
Civil Engineer
Environmental Programs Division
626-458-5173

CHAPTER 1

EXECUTIVE SUMMARY

The 2021 Annual Report summarizes the activities of the Los Angeles County Public Works (Public Works) Pretreatment Program within the City of Culver City. Public Works continues to utilize the automated, online Hazardous Materials System (HMS), which became fully operational in October 1992. HMS has the capability to track all SIUs activities including permit issuance, expiration date, self-monitoring reporting, compliance inspections, violation tracking, and correspondence tracking.

CHAPTER 2

SIGNIFICANT CHANGES

No significant changes.

CHAPTER 3

SIGNIFICANT INDUSTRIAL USERS (SIUs) INVENTORY

**TABLE 1
CITY OF CULVER CITY
2021 ANNUAL REPORT
PERMITTEES SUBJECT TO CATEGORICAL STANDARDS
CATEGORICAL AND NON-CATEGORICAL**

CATEGORY	NUMBER INITIALLY SURVEYED	NO. KNOWN EXEMPT FROM STANDARDS	NO. UNDER CURRENT REVIEW	NO. KNOWN SUBJECT TO STANDARDS (B.M.R. SENT)
Aluminum forming - 40CFR467	0	0	0	0
Battery manufacturing - 40CFR461	0	0	0	0
Coil coating I - 40CFR431	0	0	0	0
Coil coating (canmaking) - 40CFR465	0	0	0	0
Copper forming - 40CFR468	0	0	0	0
Elec. & Elec. Components - 40CFR469	0	0	0	0
Electronic Components II - 40CFR415	0	0	0	0
Electroplating - 40CFR413	0	0	0	0
Inorganic chemicals I - 40CFR4466	0	0	0	0
Inorganic chemicals II - 40CFR430	0	0	0	0
Iron and steel - 40CFR420	0	0	0	0
Leather tanning - 40CFR425	0	0	0	0
Metal finishing - 40CFR433	1	0	0	1
Metal molding & casting - 40CFR464	0	0	0	0
Nonferrous metal forming - 40CFR471	0	0	0	0
Nonferrous metal I - 40CFR421	0	0	0	0
Nonferrous metal II - 40CFR421	0	0	0	0
Oil & Gas Extraction - 40CFR435	0	0	0	0
Ore Mining & Dressing - 40CFR440	0	0	0	0
Organic chemicals - 40CFR414	0	0	0	0
Organic chemicals - 40CFR416	0	0	0	0
Pesticides - 40CFR455	0	0	0	0
Petroleum refining - 40CFR419	0	0	0	0
Pharmaceuticals - 40CFR439	0	0	0	0
Plastics molding & forming - 40CFR463	0	0	0	0
Porcelain enameling - 40CFR466	0	0	0	0
Pulp, paper, paperboard - 40CFR431	0	0	0	0
Pulp, paper, paperboard - 40CFR423	0	0	0	0
Steam electric - 40CFR423	0	0	0	0
Textile mills - 40CFR410	1	0	0	1
Timber products - 40CFR429	0	0	0	0
Transportation Equipment Cleaning - 40CFR442	0	0	0	0
Non-Categorical	0	0	0	0

TABLE 2-A
CITY OF CULVER CITY
2021 ANNUAL REPORT
BASELINE MONITORING REPORTS, PERMIT EXPIRATION DATES, REMARKS

INDUSTRIAL CATEGORY: ELECTROPLATING CATEGORY 40 CFR 433					
INDUSTRIAL USER NAME AND ADDRESS	INDUSTRIAL USER I.D. NO. (1)	PERMIT EXP. DATE(S) (2)	DATE BMR REQUESTED	DATE BMR ACCEPTED	REMARKS
Ohmega Technologies Inc. 4031 Elenda Street	I07164	07/21/22	06/13	01/29/14	

- (1) County of Los Angeles Public Works File
- (2) Permit expires three (3) years from the date of issuance

TABLE 2-B

**CITY OF CULVER CITY
2021 ANNUAL REPORT
BASELINE MONITORING REPORTS, PERMIT EXPIRATION DATES, REMARKS**

INDUSTRIAL CATEGORY: ELECTROPLATING CATEGORY 40 CFR 410					
INDUSTRIAL USER NAME AND ADDRESS	INDUSTRIAL USER I.D. NO. ⁽¹⁾	PERMIT EXP. DATE(S) ⁽²⁾	DATE BMR REQUESTED	DATE BMR ACCEPTED	REMARKS
Dusty Blue Industries 5805 W. Washington Blvd.	I07043	01/29/24	01/26/12	08/01/12	

- (1) County of Los Angeles Public Works File
- (2) Permit expires three (3) years from the date of issuance

Table 3-A

**COUNTY OF LOS ANGELES PUBLIC WORKS
INDUSTRIAL WASTE DISPOSAL PERMIT**

**Part D - EFFLUENT QUALITY LIMITATIONS
FOR INDUSTRIES TRIBUTARY TO THE CITY OF LOS ANGELES SEWER SYSTEM**

**METAL FINISHING & ELECTROPLATING
NEW SOURCES (2)**

40 CFR 433

CONSTITUENTS	Instantaneous Maximum Local Effluent Limits, mg/L (4)	Federal Effluent Limits (5)	
		1-Day Max, mg/l	Equiv. Monthly Avg. mg/l (1)
Arsenic (Total)	3.0	---	---
Cadmium (Total)	15.0	0.11	0.07
Chromium (Total)	10.0	2.77	1.71
Copper (Total)	15.0	3.38	2.07
Cyanide (Total)	10.0	1.20	0.65
Cyanide (Amenable) (3)	2.0	0.86	0.32
Dissolved Sulfides	0.1	---	---
Lead (Total)	5.0	0.69	0.43
Nickel (Total)	12.0	3.98	2.38
pH Range	5.5-11.0	---	---
Silver (Total)	5.0	0.43	0.24
Zinc (Total)	25.0	2.61	1.48
Dispersed Oil & Grease (Total)	600.0	---	---
Flotable Oil & Grease	None Visible	---	---
Temperature	140°F	---	---
TOTAL TOXIC ORGANICS (TTO)	---	2.13	---

1. Average of the Samples taken within a calendar month.
2. Metal Finishing and Electroplating facilities built after August 31, 1982.
3. Cyanide amenable to chlorination may be substituted for total cyanide with agreement of control authority.
4. At minimum, these locally regulated pollutants shall be sampled and analyzed.
5. All Federally regulated pollutants shall be sampled and analyzed.

Table 3-B

COUNTY OF LOS ANGELES PUBLIC WORKS
INDUSTRIAL WASTE DISPOSAL PERMIT

Part D - EFFLUENT QUALITY LIMITATIONS
FOR INDUSTRIES TRIBUTARY TO THE CITY OF LOS ANGELES SEWER SYSTEM

TEXTILE MILLS EXISTING SOURCE

WOVEN FABRIC FINISHING 40 CFR PART 410

CONSTITUENTS	LOCAL EFFLUENT LIMITS, mg/L
Arsenic	3.0
Cadmium	15.0
Copper	15.0
Cyanide (Total)	10.0
Cyanide (Amenable)	2.0
Dissolved Sulfides	0.1
Lead	5.0
Nickel	12.0
pH Range	5.5-11.0 pH units
Silver	5.0
Total Chromium	10.0
Zinc	25.0
Dispersed Oil & Grease (Total)	600.0
Flotable Oil & Grease	None Visible
Temperature	140 F

CHAPTER 4

SIU COMPLIANCE AND MONITORING REQUIREMENTS DATA

TABLE 4-A

**CITY OF CULVER CITY
2021 ANNUAL REPORT
INDUSTRIAL USER STATUS REPORT
ELECTROPLATING CATEGORY - 40 CFR 433**

PERMIT ISSUANCE DATE	INDUSTRIAL USER NAME & ADDRESS	AVERAGE DAILY FLOW (GAL/DAY)	SUBJECT TO LOCAL STDS/ NONCATEGORICAL	NOTIFIED BMR	COMPLIANCE STATUS (1)/(2)			REMARKS (3)
					Bi-Monthly	FEDERAL	LOCAL	
07/22/91	Ohmega Technologies, Inc. 4031 Elenda Street	1,000	YES/NO	YES	JAN/FEB MAR/APR MAY/JUNE JULY/AUG SEP/OCT NOV/DEC	CC/1 CC/1 CC/1 CC/1 CC/3 CC/1	CC/1 CC/1 CC/1 CC/1 CC/3 CC/1	PW samples were taken on October 2021. Due to pandemic, no more sampling was conducted by Public Works.

(1) COMPLIANCE STATUS KEYS

SF - Significant Violator, Fed. Limits
 SL - Significant Violator, Local Limits
 IF - Insignificant Violator, Fed. Limits
 IL - Insignificant Violator, Local Limits
 CC - Consistent Compliance
 # - On a Time Schedule
 U - Unknown
 NS - Not Sched. to be Sampled

2) COMPLIANCE DETERMINATION

1 Self-Monitoring Data Only
 2 Public Works Sampling Data Only
 3 Both 1 and 2
 4 Visual Inspection Data Only
 5 County Sanitation District Sampling Data Only
 6 Both self-monitoring data and County Sanitation District sampling data

(3) CORRECTIVE ACTION TAKEN

1 Notice issued
 2 Evaluating Proposed Revision of Treatment System
 3 Corrections Made - Resample in Compliance
 4 No action required

TABLE 4-B

**CITY OF CULVER CITY
2021 ANNUAL REPORT
INDUSTRIAL USER STATUS REPORT
TEXTILE MILLS - 40 CFR 410**

PERMIT ISSUANCE DATE	INDUSTRIAL USER NAME & ADDRESS	AVERAGE DAILY FLOW (GAL/DAY)	SUBJECT TO LOCAL STDS/ NONCATEGORICAL	NOTIFIED BMR	COMPLIANCE STATUS (1)/(2)			REMARKS (3)
					Monthly	FEDERAL	LOCAL	
02/25/92	Dusty Blue Industries 5805 W. Washington Blvd.	under 30,000	YES/NO	YES	1 2 3 4 5 6 7 8 9 10 11 12	N/A N/A N/A N/A N/A N/A N/A N/A N/A N/A N/A N/A	CC/1 CC/1 CC/1 CC/1 CC/1 CC/1 CC/1 CC/1 CC/1 CC/3 CC/1 CC/1	PW samples were taken on October 2021. Due to pandemic, no more sampling was conducted by Public Works.

(1) COMPLIANCE STATUS KEYS

SF - Significant Violator, Fed. Limits
SL - Significant Violator, Local Limits
IF - Insignificant Violator, Fed. Limits
IL - Insignificant Violator, Local Limits
CC - Consistent Compliance
- On a Time Schedule
U - Unknown
NS - Not Sched. to be Sampled

2) COMPLIANCE DETERMINATION

1 Self-Monitoring Data Only
2 Public Works Sampling Data Only
3 Both 1 and 2
4 Visual Inspection Data Only
5 County Sanitation District Sampling Data Only
6 Both self-monitoring data and County Sanitation District sampling data

(3) CORRECTIVE ACTION TAKEN

1 Notice issued
2 Evaluating Proposed Revision of Treatment System
3 Corrections Made - Resample in Compliance
4 No action required

**TABLE 5-A
CITY OF CULVER CITY
2021 ANNUAL REPORT
MONITORING, SAMPLING AND COMPLIANCE**

INDUSTRIAL CATEGORY: ELECTROPLATING CATEGORY 40 CFR 433								
INDUSTRIAL USER NAME AND ADDRESS	Bi-Monthly	MONITORING (1)				Sampl. by IU/POTW/ Other (2)	Compl Status (3)	REMARKS
		Sch Insp/ Sampl	Act. Insp/ Sampl	Spill/ Emerg Insp.	No. Sched Nx Yr			
Ohmega Technologies Inc. 4031 Elenda Street	1,2	0	0	0	0	1	CC	
	3,4	1	0	0	1	1	CC	
	5,6	1	0	0	1	1	CC	
	7,8	0	0	0	0	1	CC	
	9,10	1	1	0	1	3	CC	Public Works samples taken on October 2021.
	11,12	1	0	0	1	1	CC	3rd and 4th quarter Public Works samples were not taken due to pandemic.

(1) MONITORING HEADINGS

- Number of planned inspections and/or sampling inspections
- Actual number of inspections and/or sampling inspections
- Number of inspections in response to spills or emergencies

(2) COMPLIANCE DETERMINATION

- 1 Self-Monitoring Data Only
- 2 Public Works Sampling Data Only
- 3 Both 1 and 2
- 4 Visual Inspection Data Only
- 5 Both self-monitoring data and County Sanitation District sampling data
- 6 County Sanitation District Sampling Data Only

(3) COMPLIANCE STATUS KEYS

- SF - Significant Violator, Fed. Limits
- SL - Significant Violator, Local Limits
- IF - Insignificant Violator, Fed. Limits
- IL - Insignificant Violator, Local Limits

- CC - Consistent Compliance
- U - Unknown
- NS - Not Sched. to be Sampled

**TABLE 5-B
CITY OF CULVER CITY
2021 ANNUAL REPORT
MONITORING, SAMPLING AND COMPLIANCE**

INDUSTRIAL CATEGORY: TEXTILE MILLS CATEGORY 40 CFR 410		MONITORING (1)				Sampl. by IU/POTW/ Other (2)	Compl Status (3)	REMARKS
INDUSTRIAL USER NAME AND ADDRESS	Monthly	Sch Insp/ Sampl	Act. Insp/ Sampl	Spill/ Emerg Insp.	No. Sched Nx Yr			
Dusty Blue Industries 5805 W. Washington Blvd.	1	0	0	0	0	1	CC	
	2	0	0	0	0	1	CC	
	3	1	0	0	1	1	CC	
	4	0	0	0	0	1	CC	
	5	0	0	0	0	1	CC	
	6	1	0	0	1	1	CC	
	7	0	0	0	0	1	CC	
	8	0	0	0	0	1	CC	
	9	1	0	0	1	1	CC	
	10	1	1	0	0	3	CC	Public Works samples were taken on October 2021.
	11	0	0	0	0	1	CC	
	12	1	0	0	1	1	CC	3rd and 4th quarter Public Works samples were not taken due to pandemic.

(1) MONITORING HEADINGS

- Number of planned inspections and/or sampling inspections
- Actual number of inspections and/or sampling inspections
- Number of inspections in response to spills or emergencies

(2) COMPLIANCE DETERMINATION

- 1 Self-Monitoring Data Only
- 2 Public Works Sampling Data Only
- 3 Both 1 and 2
- 4 Visual Inspection Data Only
- 5 Both self-monitoring data and County Sanitation District sampling data
- 6 County Sanitation District Sampling Data Only

(3) COMPLIANCE STATUS KEYS

- SF - Significant Violator, Fed. Limits
- SL - Significant Violator, Local Limits
- IF - Insignificant Violator, Fed. Limits
- IL - Insignificant Violator, Local Limits

- CC - Consistent Compliance
- U - Unknown
- NS - Not Sched. to be Sampled

CHAPTER 5

ENFORCEMENT ACTIONS

**TABLE 6
2021 ANNUAL REPORT
ENFORCEMENT ACTIONS**

REPORTING PERIOD	JANUARY 1, 2021, TO DECEMBER 31, 2021
Notices of Violation	0
Compliance Meetings/ Show Cause Hearings	0
Consent Order	0
Cease & Desist Violations Order	0
Compliance Order	0
Warning Notice	0
Permit Suspension Order	0
Imminent Hazard Permit Suspension Order	0
Permits Revoked	0
Criminal/Civil Prosecutions	0
Number of Active Cases	0
Terminated Enforcement Actions	0

CHAPTER 6

BUDGET AND EQUIPMENT PURCHASES

Pretreatment Budget

Current Annual Reporting
Jan 1st, 2021, to Dec 31st, 2021
Cost

\$105,059.64

Previous Year Reporting
Jan 1st, 2020, to Dec 31st, 2020
Cost

\$115,944.62

CHAPTER 7

PUBLIC PARTICIPATION ACTIVITIES

Public participation activities were not presented or required since all SIUs have been in consistent compliance with Environmental Protection Agency (EPA) Pretreatment Requirements. However, meetings with specific individual dischargers are conducted when necessary.

EPA/CCRPT.17

ENCLOSURE 1

DEFINITIONS

Categorical: Any industries or standards that EPA has designated as categorical in their regulations.

Non-Categorical: All significant industrial users not subject to EPA categorical standards.

Significant Industrial User (SIU): As defined in 40CFR 403.3 (t), an SIU includes, but is not limited to, dischargers with average flows of 25,000 gallons per day or more, and those with a reasonable potential for adversely affecting the POTW.

Compliance Status: Determined by samples and inspections taken over a period of one quarter. The categories include: Consistent Compliance, Insignificant Violation, Significant Violation Compliance, and Status Unknown.

Consistent Compliance: An IU that has had no violations or had no more than one parameter in violation if that value was less than twice the most stringent limit and within 45 days of the date of the violation (sample date), the IU has been notified of compliance status, resampled and determined in compliance with the parameter that was violated and the apparent cause of violation has been identified and corrected.

Inconsistent Compliance: An IU that has had more than one parameter in violation or any one parameter in violation that exceeded twice the most stringent limit and within 45 days of the date of the violation (sample date), the IU has been notified of compliance status, resampled to determine compliance status, but does not fall within the significant violation classification.

Significant Violation: An IU with one or more of the following: a violation, which remains uncorrected 45 days after first notification of noncompliance; a violation, which is part of a pattern of noncompliance over a twelve-month period; a violation, which involves a failure to accurately report non-compliance; or a violation, which resulted in the POTW exercising its emergency authority.

Status Unknown: Is a circumstance where samples were scheduled to be taken (per annual report) and were not; samples taken but not yet analyzed by the report due date; or where a new IU has yet to be sampled.

ENCLOSURE 2

KEY FOR INDUSTRIAL USER VIOLATION REPORT

(1) Flow Codes (unless actual flow is stated)

A: 0 - 9,999 gpd
B: 10,000 - 29,999 gpd
C: 30,000 - 49,999 gpd
D: 50,000 - 99,999 gpd E: > 100,000 gpd

(2) Compliance Status Codes

CC: Consistent Compliance
SF: Significant Violator, Federal Limits
SL: Significant Violator, Local Limits
IF: Inconsistent Compliance, Federal Limits
IL: Inconsistent Compliance, Local Limits
SB: Significant Violator, both Federal and Local limits
IB: Inconsistent Compliance, both Federal and Local limits
UK: Unknown
NS: Not Scheduled

(3) Sampled By Codes:

DPW-C: Los Angeles County Public Works composite
DPW-G: Los Angeles County Public Works grab
CSDLAC-C: County Sanitation Districts of Los Angeles County composite
CSDLAC-G: County Sanitation Districts of Los Angeles County grab
IU-C: Self-monitoring composite
IU-G: Self-monitoring grab
NO-SMR: No self-monitoring report
OTHER: Inspection, etc.

City of San Fernando



MARK PESTRELLA, Director

COUNTY OF LOS ANGELES

DEPARTMENT OF PUBLIC WORKS

"To Enrich Lives Through Effective and Caring Service"

900 SOUTH FREMONT AVENUE
ALHAMBRA, CALIFORNIA 91803-1331
Telephone: (626) 458-5100
<http://dpw.lacounty.gov>

ADDRESS ALL CORRESPONDENCE TO:
P.O. BOX 1460
ALHAMBRA, CALIFORNIA 91802-1460

IN REPLY PLEASE

REFER TO FILE: **EP-1**

February 14, 2022

Mr. Michael Simpson, Division Manager
Industrial Waste Management Division
Bureau of Sanitation, City of Los Angeles
2714 Media Center Drive
Los Angeles, CA 90065-1733

Dear Mr. Simpson:

**CITY OF SAN FERNANDO
2020 ENVIRONMENTAL PROTECTION AGENCY
PRETREATMENT ANNUAL REPORT**

Enclosed please find the 2021 Environmental Protection Agency Pretreatment Program – Annual Report for industries, which are tributary to the City of Los Angeles.

The following information is included in this report:

- A. List of Tables
- B. Certifications
- C. PCS Data Entry Forms
- D. Executive Summary (Chapter 1)
- E. Significant Changes in the Operation of the Pretreatment Program (Chapter 2)
- F. Significant Industrial Users (SIUs) Inventory (Chapter 3)
- G. SIU Compliance and Monitoring Requirements Data (Chapter 4)
- H. Summary of Enforcement Activities (Chapter 5)
- I. Budget and Equipment Purchases (Chapter 6)
- J. Public Participation Activities (Chapter 7)
- K. List of Definitions (Enclosure 1)
- L. Key for Industrial User Violation Report (Enclosure 2).

Mr. Michael Simpson
February 14, 2022
Page 2

If you have any questions, please contact me or your staff may contact Mr. Frank Chin at (626) 458-5173 or FCHIN@pw.lacounty.gov, Monday through Thursday, 7 a.m. to 5:30 p.m.

Very truly yours,

MARK PESTRELLA, PE
Director of Public Works



TIM SMITH, PE
Senior Civil Engineer
Environmental Programs Division

TS:ak
P:\SECVAK\EP1\CITY OF SAN FERNANDO_2021 ANNUAL REPORT

Enc.

cc: City of San Fernando (Chris Marcarello)
County Sanitation Districts of Los Angeles County (Robert C. Ferrante)

Table of Contents

	Page
<u>List of Tables</u>	2
<u>Certifications</u>	3
<u>PCS Data Entry Form</u>	4
CHAPTER 1 – Executive Summary	5
CHAPTER 2 – Significant Changes	5
CHAPTER 3 – Significant Industrial Users (SIUs) Inventory	6
CHAPTER 4 – SIU Compliance and Monitoring Requirements Data.....	11
CHAPTER 5 – Enforcement Actions	15
CHAPTER 6 – Budget and Equipment Purchases.....	16
CHAPTER 7 – Public Participation.....	17
<u>Attachment 1 – Definitions</u>	<u>18</u>
Attachment 2 – Key for Industrial User Violation Report.....	19

List of Tables

- Table 1 – Permittees subject to Categorical Standards (Categorical and Non-Categorical)
- Table 2 – Baseline Monitoring Reports, Permit Expiration Dates, Remarks
- Table 3 – Part D – Effluent Quality Limitations for Industries tributary to the City of Los Angeles Sewer System
- Table 4 – Industrial User Status Report
- Table 5 – Monitoring, Sampling and Compliance
- Table 6 – Enforcement Actions

CONTRACT CITY NAME: SAN FERNANDO
CONTRACT CITY ADDRESS: 117 MACNEIL STREET
SAN FERNANDO, CA91340-2993

CITY OF LOS ANGELES PRETREATMENT PROGRAM
ANNUAL
NONCOMPLIANCE REPORT 2021

NPDES Permit Holder or Sewer Authority Name: City of Los Angeles
Report Submittal Date: February 10, 2022
Period Covered: January 1, 2021, to December 31, 2021

Person to contact concerning information contained in this report:

Frank Chin
Civil Engineer
County of Los Angeles Public Works
P.O. Box 1460
Alhambra, CA 91803-1460
Phone: (626)458-5173

I certify under penalty of law that this document and all attachments were prepared under my direction or supervision in accordance with a system designed to assure that qualified personnel properly gather and evaluate the information submitted. Based on my inquiry of the person or persons who manage the system, or those persons directly responsible for gathering the information, I certify that the information submitted is, to the best of my knowledge and belief, true, accurate, and complete. I am aware that there are significant penalties for submitting false information, including the possibility of fine and imprisonment for knowing violations.

Executed on February 10, 2022, at the City of Alhambra, California

Authorized Signature:

Frank Chin
Civil Engineer
Environmental Programs Division
626-458-5173

PRETREATMENT ANNUAL REPORT

PCS DATA ENTRY FORM

PPS1

Contract City: CITY OF SAN FERNANDO

POTW Name: CITY OF LOS ANGELES

NPDES Permit #: CA0109991

Period Covered by this Report:	<u>01/01/21</u> (PSSD)	<u>12/31/21</u> (PSED)
	Start Date	End Date

Number of Significant Industrial Users in SNC With Pretreatment Compliance Schedule: 0 (SSNC)

Number of Notices of Violation and Administrative Orders Issued Against Significant Industrial Users: 0 (FENF)

Number of Civil & Criminal Judicial Actions Against Significant Industrial Users: 0 (JUDI)

Number of Significant Industrial Users With Significant Violations Published: 0 (SVPU)

Number of Industrial Users From, Which Penalties Have Been Collected: 0 (IUPN)

CHAPTER 1

EXECUTIVE SUMMARY

The 2021 Annual Report summarizes the activities of the Los Angeles County Public Works (Public Works) Pretreatment Program within the City of Culver City. Public Works continues to utilize the automated, online Hazardous Materials System (HMS), which became fully operational in October 1992. HMS has the capability to track all SIUs activities including permit issuance, expiration date, self-monitoring reporting, compliance inspections, violation tracking, and correspondence tracking.

CHAPTER 2

SIGNIFICANT CHANGES

No significant changes.

CHAPTER 3

SIGNIFICANT INDUSTRIAL USERS (SIUs) INVENTORY

**TABLE 1
CITY OF SAN FERNANDO
2021 ANNUAL REPORT
PERMITTEES SUBJECT TO CATEGORICAL STANDARDS
CATEGORICAL AND NON-CATEGORICAL**

CATEGORY	NUMBER INITIALLY SURVEYED*	NO. KNOWN EXEMPT FROM STANDARDS	NO. UNDER CURRENT REVIEW	NO. KNOWN SUBJECT TO STANDARDS (B.M.R. SENT)
Aluminum forming - 40CFR467	0	0	0	0
Battery manufacturing - 40CFR461	0	0	0	0
Coil coating I - 40CFR431	0	0	0	0
Coil coating (canmaking) - 40CFR465	0	0	0	0
Copper forming - 40CFR468	0	0	0	0
Elec. & Elec. Components - 40CFR469	0	0	0	0
Electronic Components II - 40CFR415	0	0	0	0
Electroplating - 40CFR413	2	0	0	0
Inorganic chemicals I - 40CFR466	0	0	0	0
Inorganic chemicals II - 40CFR430	0	0	0	0
Iron and steel - 40CFR420	0	0	0	0
Leather tanning - 40CFR425	0	0	0	0
Metal finishing - 40CFR433	8	0	0	0
Metal molding & casting - 40CFR464	0	0	0	0
Nonferrous metal forming - 40CFR471	0	0	0	0
Nonferrous metal I - 40CFR421	0	0	0	0
Nonferrous metal II - 40CFR421	0	0	0	0
Oil & Gas Extraction - 40CFR435	0	0	0	0
Ore Mining & Dressing - 40CFR440	0	0	0	0
Organic chemicals - 40CFR414	0	0	0	0
Organic chemicals - 40CFR416	0	0	0	0
Pesticides - 40CFR455	0	0	0	0
Petroleum refining - 40CFR419	0	0	0	0
Pharmaceuticals - 40CFR439	3	0	0	2
Plastics molding & forming - 40CFR463	0	0	0	0
Porcelain enameling - 40CFR466	0	0	0	0
Pulp, paper, paperboard - 40CFR431	0	0	0	0
Pulp, paper, paperboard - 40CFR423	0	0	0	0
Steam electric - 40CFR423	0	0	0	0
Textile mills - 40CFR410	0	0	0	0
Timber products - 40CFR429	0	0	0	0
Transportation Equipment Cleaning - 40CFR442	0	0	0	0
Non-Categorical	28	0	0	0

*Initial survey conducted prior to year 2000

TABLE 2
CITY OF SAN FERNANDO
2021 ANNUAL REPORT
BASELINE MONITORING REPORTS, PERMIT EXPIRATION DATES, REMARKS

INDUSTRIAL CATEGORY: PHARMACEUTICAL CATEGORY 40 CFR 439					
INDUSTRIAL USER NAME AND ADDRESS	INDUSTRIAL USER I.D. NO. (1)	PERMIT EXP. DATE(S) (2)	DATE BMR REQUESTED	DATE BMR ACCEPTED	REMARKS
Pharmavite Corporation 1150 Aviation Place (Sample Point A, P11216L)	I08796	09/17/24	09/01/12	09/17/12	
Pharmavite Corporation 1150 Aviation Place (Sample Point B, P693886)	I08796	10/25/23	10/07/14	10/09/14	
Puretek Labs Inc. 1145 N. Arroyo Ave. #D	I16416	08/04/22	10/03/13	02/19/14	

- (1) Los Angeles Public Works File
(2) Permit expires three (3) years from the date of issuance

TABLE 3

**COUNTY OF LOS ANGELES PUBLIC WORKS
INDUSTRIAL WASTE DISPOSAL PERMIT**

**Part D - EFFLUENT QUALITY LIMITATIONS
FOR INDUSTRIES TRIBUTARY TO THE CITY OF LOS ANGELES SEWER SYSTEM**

**PHARMACEUTICAL MANUFACTURING EXISTING SOURCES
MIXING/COMPOUNDING AND FORMULATION SUBCATEGORY**

40 CFR 439

CONSTITUENTS	INSTANTANEOUS MAXIMUM	Federal Effluent Limits (3)	
	LOCAL EFFLUENT LIMITS, mg/l(2)	1-Day Max, mg/l	Monthly Avg. mg/l(1)
Acetone	---	20.7	8.2
Arsenic	3.0	---	---
Cadmium	15.0	---	---
Copper	15.0	---	---
Cyanide (Total)	10.0	33.5	9.4
Cyanide (Amenable)	2.0	---	---
Dissolved Sulfides	0.1	---	---
Ethyl acetate	---	20.7	8.2
Isopropyl acetate	---	20.7	8.2
Lead (Total)	5.0	---	---
Methylene chloride	---	3.0	0.7
n-Amyl acetate	---	20.7	8.2
Nickel (Total)	1 2.0	---	---
pH Range	5.5-11.0	---	---
Silver (Total)	5.0	---	---
Total Chromium	10.0	---	---
Zinc (Total)	25.0	---	---
Dispersed Oil & Grease (Total)	600.0	---	---
Flotable Oil & Grease	None Visible	---	---
Temperature	140 F	---	---

1. Average of the samples taken in a calendar month.
2. At a minimum, these locally regulated pollutants shall be sampled and analyzed.
3. All Federally regulated limits shall be sampled and analyzed.

TABLE 3-B

**COUNTY OF LOS ANGELES PUBLIC WORKS
INDUSTRIAL WASTE DISPOSAL PERMIT**

**Part D - EFFLUENT QUALITY LIMITATIONS
FOR INDUSTRIES TRIBUTARY TO THE CITY OF LOS ANGELES SEWER SYSTEM**

**PHARMACEUTICAL MANUFACTURING EXISTING SOURCES
MIXING/COMPOUNDING AND FORMULATION SUBCATEGORY
-COMBINED WASTE STREAM FORMULA-**

40 CFR 439

CONSTITUENTS	INSTANTANEOUS MAXIMUM	Federal Effluent Limits (3)*	
	LOCAL EFFLUENT LIMITS, mg/l(2)	1-Day Max, mg/l	Monthly Avg. mg/l(1)
Acetone	---	18.1	7.2
Arsenic	3.0	---	---
Cadmium	15.0	---	---
Copper	15.0	---	---
Cyanide (Total)	10.0	29.3	8.2
Cyanide (Amenable)	2.0	---	---
Dissolved Sulfides	0.1	---	---
Ethyl acetate	---	18.1	7.2
Isopropyl acetate	---	18.1	7.2
Lead (Total)	5.0	---	---
Methylene chloride	---	2.6	0.6
n-Amyl acetate	---	18.1	7.2
Nickel (Total)	12.0	---	---
pH Range	5.5 -11.0	---	---
Silver (Total)	5.0	---	---
Total Chromium	10.0	---	---
Zinc (Total)	25.0	---	---
Dispersed Oil & Grease (Total)	600.0	---	---
Flotable Oil & Grease	None Visible	---	---
Temperature	140 F	---	---

1. Average of the samples taken in a calendar month.
2. At a minimum, these locally regulated pollutants shall be sampled and analyzed.
3. All Federally regulated limits shall be sampled and analyzed.

*Combined waste stream formula applies to these limits

CHAPTER 4

SIU COMPLIANCE AND MONITORING REQUIREMENTS DATA

**TABLE 4
CITY OF SAN FERNANDO
2021 ANNUAL REPORT
INDUSTRIAL USER STATUS REPORT
PHARMACEUTICAL CATEGORY – 40 CFR 439**

PERMIT ISSUANCE DATE	INDUSTRIAL USER NAME & ADDRESS	AVERAGE DAILY FLOW (GAL/DAY)	SUBJECT TO LOCAL STDS/ NONCATEGORICAL	NOTIFIED BMR	COMPLIANCE STATUS (1)/(2)			REMARKS (3)
					BI/MONTHLY	FEDERAL	LOCAL	
01/09/92	Pharmavite Corporation 1150 Aviation Place (Sample Point A)	Over 10,000	YES/NO	YES	1 2 3 4 5 6 7 8 9 10 11 12	CC/1 CC/1 CC/1 CC/1 CC/1 CC/1 CC/1 CC/1 CC/1 CC/3 CC/1 CC/1	CC/1 CC/1 CC/1 CC/1 CC/1 CC/1 CC/1 CC/1 CC/1 CC/3 CC/1 CC/1	Public Works samples were taken on October 2021. Due to pandemic, no more sampling was conducted by Public Works.u
10/04/11	Pharmavite Corporation 1150 Aviation Place (Sample Point B)	Under 10,000	YES/NO	YES	1, 2 3, 4 5, 6 7, 8 9, 10 11, 12	CC/1 CC/1 CC/1 CC/1 CC/3 CC/1	CC/1 CC/1 CC/1 CC/1 CC/3 CC/1	Public Works samples were taken on October 2021. Due to pandemic, no more sampling was conducted by Public Works.
07/22/92	Puretek Labs, Inc. 1145 Arroyo Avenue Unit D	Over 10,000	YES/NO	YES	1 2 3 4 5 6 7 8 9 10 11 12	CC/1 CC/1 CC/1 CC/1 CC/1 CC/1 CC/1 CC/1 CC/1 CC/3 CC/1 CC/1	CC/1 CC/1 CC/1 CC/1 CC/1 CC/1 CC/1 CC/1 CC/1 CC/3 CC/1 CC/1	Public Works samples were taken on October 2021. Due to pandemic, no more sampling was conducted by Public Works.

(1) COMPLIANCE STATUS KEYS

SF - Significant Violator, Fed. Limits
SL - Significant Violator, Local Limits
IF - Insignificant Violator, Fed. Limits
IL - Insignificant Violator, Local Limits

CC - Consistent Compliance
- On a Time Schedule
U - Unknown
NS - Not Sched. to be Sampled

(2) COMPLIANCE DETERMINATION

1 Self Monitoring Data Only
2 Public Works Sampling Data Only
3 Both 1 and 2
4 Visual Inspection Data Only
5 County Sanitation District Sampling Data Only
6 Both self monitoring data and County Sanitation District sampling data

(3) CORRECTIVE ACTION TAKEN

1 Notice issued
2 Evaluating Proposed Revision of Treatment System
3 Corrections Made - Resample in Compliance
4 No action required

**TABLE 5
CITY OF SAN FERNANDO
2021 ANNUAL REPORT
MONITORING, SAMPLING AND COMPLIANCE**

INDUSTRIAL CATEGORY: PHARMACEUTICAL CATEGORY 40 CFR 439								
INDUSTRIAL USER NAME AND ADDRESS	Bi/Monthly	MONITORING (1)				Sampl. by IU/POTW/ Other (2)	Compl Status (3)	REMARKS
		Sch Insp/ Sampl	Act. Insp/ Sampl	Spill/ Emerg Insp.	No. Sched Nx Yr			
Pharmavite Corporation 1150 Aviation Place (Sample Point A)	1	0	0	0	0	1	CC	
	2	0	0	0	0	1	CC	
	3	1	0	0	1	1	CC	Due to pandemic, no sampling was conducted by Public Works.
	4	0	0	0	0	1	CC	
	5	0	0	0	0	1	CC	
	6	1	0	0	1	1	CC	Due to pandemic, no sampling was conducted by Public Works.
	7	0	0	0	0	1	CC	
	8	0	0	0	0	1	CC	
	9	1	0	0	1	1	CC	Due to pandemic, no sampling was conducted by Public Works.
	10	1	1	0	0	3	CC	Public Works samples were taken on October 2021.
	11	0	0	0	0	1	CC	
	12	1	0	0	1	1	CC	Due to pandemic, no more sampling was conducted by Public Works.
Pharmavite Corporation 1150 Aviation Place (Sample Point B)	1, 2	0	0	0	0	1	CC	
	3, 4	1	0	0	1	1	CC	Due to pandemic, no sampling was conducted by Public Works.
	5, 6	1	0	0	1	1	CC	Due to pandemic, no sampling was conducted by Public Works.
	7, 8	0	0	0	0	1	CC	
	9, 10	1	1	0	1	3	CC	Public Works samples were taken on October 2021.
	11, 12	1	0	0	1	1	CC	Due to pandemic, no more sampling was conducted by Public Works.

INDUSTRIAL USER NAME AND ADDRESS	Monthly	MONITORING (1)				Sampl. by IU/POTW/ Other (2)	Compl Status (3)	REMARKS
		Sch Insp/ Sampl	Act. Insp/ Sampl	Spill/ Emerg Insp.	No. Sched Nx Yr			
Puretek Labs, Inc. 1145 Arroyo Ave. Unit D	1	0	0	0	0	1	CC	
	2	0	0	0	0	1	CC	
	3	1	0	0	1	1	CC	Due to pandemic, no sampling was conducted by Public Works.
	4	0	0	0	0	1	CC	
	5	0	0	0	0	1	CC	
	6	1	0	0	1	1	CC	Due to pandemic, no sampling was conducted by Public Works.
	7	0	0	0	0	1	CC	
	8	0	0	0	0	1	CC	
	9	1	0	0	1	1	CC	Due to pandemic, no sampling was conducted by Public Works.
	10	1	1	0	0	3	CC	PW samples were taken on October 2021.
	11	0	0	0	0	1	CC	
	12	1	0	0	1	1	CC	Due to pandemic, no more sampling was conducted by PW.

(1) MONITORING HEADINGS

- Number of planned inspections and/or sampling inspections
- Actual number of inspections and/or sampling inspections
- Number of inspections in response to spills or emergencies

(3) COMPLIANCE STATUS KEYS

SF - Significant Violator, Fed. Limits
 SL - Significant Violator, Local Limits
 IF - Insignificant Violator, Fed. Limits
 IL - Insignificant Violator, Local Limits

CC - Consistent Compliance
 U - Unknown
 NS - Not Sched. to be Sampled

(2) COMPLIANCE DETERMINATION

- 1 Self-Monitoring Data Only
- 2 Public Works Sampling Data Only
- 3 Both 1 and 2
- 4 Visual Inspection Data Only
- 5 Both self-monitoring data and County Sanitation District sampling data
- 6 County Sanitation District Sampling Data Only

CHAPTER 5

ENFORCEMENT ACTIONS

**TABLE 6
2021 ANNUAL REPORT
ENFORCEMENT ACTIONS**

REPORTING PERIOD	JANUARY 1, 2021 TO DECEMBER 31, 2021
Notices of Violation	0
Compliance Meetings/ Show Cause Hearings	0
Consent Order	0
Cease & Desist Violations Order	0
Compliance Order	0
Warning Notice	0
Permit Suspension Order	0
Imminent Hazard Permit Suspension Order	0
Permits Revoked	0
Criminal/Civil Prosecutions	0
Number of Active Cases	0
Terminated Enforcement Actions	0

CHAPTER 6
BUDGET AND EQUIPMENT PURCHASES

Pretreatment Budget

Current Annual Reporting
Jan 1st, 2021, to Dec 31st, 2021

Cost

\$44,346.24

Previous Year Reporting
Jan 1st, 2020, to Dec 31st, 2020

Cost

\$33,651.91

CHAPTER 7
PUBLIC PARTICIPATION ACTIVITIES

Public participation activities were not presented or required since all SIUs have been in consistent compliance with Environmental Protection Agency (EPA) Pretreatment Requirements. However, meetings with specific individual dischargers are conducted when necessary.

ENCLOSURE 1

DEFINITIONS

Categorical: Any industries or standards that EPA has designated as categorical in their regulations.

Non-Categorical: All significant industrial users not subject to EPA categorical standards.

Significant Industrial User (SIU): As defined in 40CFR 403.3 (t), an SIU includes, but is not limited to, dischargers with average flows of 25,000 gallons per day or more, and those with a reasonable potential for adversely affecting the POTW.

Compliance Status: Determined by samples and inspections taken over a period of one quarter. The categories include: Consistent Compliance, Insignificant Violation, Significant Violation Compliance, and Status Unknown.

Consistent Compliance: An IU that has had no violations or had no more than one parameter in violation if that value was less than twice the most stringent limit and within 45 days of the date of the violation (sample date), the IU has been notified of compliance status, resampled and determined in compliance with the parameter that was violated and the apparent cause of violation has been identified and corrected.

Inconsistent Compliance: An IU that has had more than one parameter in violation or any one parameter in violation that exceeded twice the most stringent limit and within 45 days of the date of the violation (sample date), the IU has been notified of compliance status, resampled to determine compliance status, but does not fall within the significant violation classification.

Significant Violation: An IU with one or more of the following: a violation, which remains uncorrected 45 days after first notification of noncompliance; a violation, which is part of a pattern of noncompliance over a twelve-month period; a violation, which involves a failure to accurately report non-compliance; or a violation, which resulted in the POTW exercising its emergency authority.

Status Unknown: Is a circumstance where samples were scheduled to be taken (per annual report) and were not; samples taken but not yet analyzed by the report due date; or where a new IU has yet to be sampled.

ENCLOSURE 2

KEY FOR INDUSTRIAL USER VIOLATION REPORT

(1) Flow Codes (unless actual flow is stated)

A: 0 - 9,999 gpd
B: 10,000 - 29,999 gpd
C: 30,000 - 49,999 gpd
D: 50,000 - 99,999 gpd E: > 100,000 gpd

(2) Compliance Status Codes

CC: Consistent Compliance
SF: Significant Violator, Federal Limits
SL: Significant Violator, Local Limits
IF: Inconsistent Compliance, Federal Limits
IL: Inconsistent Compliance, Local Limits
SB: Significant Violator, both Federal and Local limits
IB: Inconsistent Compliance, both Federal and Local limits
UK: Unknown
NS: Not Scheduled

(3) Sampled By Codes:

DPW-C: Los Angeles County Department of Public Works composite
DPW-G: Los Angeles County Department of Public Works grab
CSDLAC-C: County Sanitation Districts of Los Angeles County composite
CSDLAC-G: County Sanitation Districts of Los Angeles County grab
IU-C: Self monitoring composite
IU-G: Self monitoring grab
NO-SMR: No self monitoring report
OTHER: Inspection, etc.

City of West Hollywood



MARK PESTRELLA, Director

COUNTY OF LOS ANGELES

DEPARTMENT OF PUBLIC WORKS

"To Enrich Lives Through Effective and Caring Service"

900 SOUTH FREMONT AVENUE
ALHAMBRA, CALIFORNIA 91803-1331
Telephone: (626) 458-5100
<http://dpw.lacounty.gov>

ADDRESS ALL CORRESPONDENCE TO:
P.O. BOX 1460
ALHAMBRA, CALIFORNIA 91802-1460

IN REPLY PLEASE

REFER TO FILE: **EP-1**

February 10, 2022

Mr. Michael Simpson, Division Manager
Industrial Waste Management Division
Bureau of Sanitation, City of Los Angeles
2714 Media Center Drive
Los Angeles, CA 90065-1733

Attention Mr. Erick J. Escobar

Dear Mr. Simpson:

**CITY OF WEST HOLLYWOOD
2021 ENVIRONMENTAL PROTECTION AGENCY
PRETREATMENT ANNUAL REPORT**

Enclosed please find the 2021 Environmental Protection Agency Pretreatment Program – Annual Report for industries, which are tributary to the City of Los Angeles.

The following information is included in this report:

- A. List of Tables
- B. Certifications
- C. PCS Data Entry Forms
- D. Executive Summary (Chapter 1)
- E. Significant Changes in the Operation of the Pretreatment Program (Chapter 2)
- F. Significant Industrial Users (SIUs) Inventory (Chapter 3)
- G. SIU Compliance and Monitoring Requirements Data (Chapter 4)
- H. Summary of Enforcement Activities (Chapter 5)
- I. Budget and Equipment Purchases (Chapter 6)
- J. Public Participation Activities (Chapter 7)
- K. List of Definitions (Enclosure 1)
- L. Key for Industrial User Violation Report (Enclosure 2)

Mr. Michael Simpson
February 10, 2022
Page 2

If you have any questions, please contact me or your staff may contact Mr. Frank Chin at (626) 458-5173 or FCHIN@pw.lacounty.gov, Monday through Thursday, 7 a.m. to 5:30 p.m.

Very truly yours,

MARK PESTRELLA, PE
Director of Public Works



TIM SMITH, PE
Senior Civil Engineer
Environmental Programs Division

TS:ak
P:\SECVAK\EP1\WEST HOLLYWOOD_2021 ANNUAL REPORT.DOC

Enc.

cc: City of West Hollywood (Hany Demitri)
County Sanitation Districts of Los Angeles County (Robert C. Ferrante)

Table of Contents

	Page
List of Tables	2
Certifications.....	3
PCS DATA ENTRY FORM.....	4
CHAPTER 1 – Executive Summary	5
CHAPTER 2 – Significant Changes	5
CHAPTER 3 – Significant Industrial Users (SIUs) Inventory	6
CHAPTER 4 – SIU Compliance and Monitoring Requirements Data	Error!
Bookmark not defined.	
CHAPTER 5 – Enforcement Actions	12
CHAPTER 6 – Budget and Equipment Purchases	14
CHAPTER 7 – Public Participation Activities	14
ATTACHMENT 1 – Definitions	15
ATTACHMENT 2 – Key for Industrial User Violation Report	16

List of Tables

- Table 1 – Permittees subject to Categorical Standards (Categorical and Non-Categorical)
- Table 2 – Baseline Monitoring Reports, Permit Expiration Dates, Remarks
- Table 3 – Industrial User Status Report
- Table 4 – Monitoring, Sampling and Compliance
- Table 5 – Enforcement Actions

CONTRACT CITY NAME: WEST HOLLYWOOD
CONTRACT CITY ADDRESS: 8300 SANTA MONICA BOULEVARD
WEST HOLLYWOOD, CA 900069-6216

CITY OF LOS ANGELES PRETREATMENT PROGRAM
ANNUAL
NONCOMPLIANCE REPORT 2021

NPDES Permit Holder or Sewer Authority Name: City of Los Angeles
Report Submittal Date: February 10, 2022
Period Covered: January 1, 2021, to December 31, 2021

Person to contact concerning information contained in this report:

Frank Chin
Civil Engineer
Los Angeles County Public Works
P.O. Box 1460
Alhambra, CA 91803-1460
Phone: (626)458-5173

I certify under penalty of law that this document and all attachments were prepared under my direction or supervision in accordance with a system designed to assure that qualified personnel properly gather and evaluate the information submitted. Based on my inquiry of the person or persons who manage the system, or those persons directly responsible for gathering the information, I certify that the information submitted is, to the best of my knowledge and belief, true, accurate, and complete. I am aware that there are significant penalties for submitting false information, including the possibility of fine and imprisonment for knowing violations.

Executed on February 10, 2022, at the City of Alhambra, California

Authorized Signature:



Frank Chin
Civil Engineer
Environmental Programs Division
626-458-5173

PRETREATMENT ANNUAL REPORT

PCS DATA ENTRY FORM

PPS1

Contract City: CITY OF WEST HOLLYWOOD

POTW Name: CITY OF LOS ANGELES

NPDES Permit #: CA0109991

Period Covered by this Report: 01/01/21 (PSSD) 12/31/21 (PSED)

Start Date

End Date

Number of Significant Industrial Users in SNC With Pretreatment Compliance Schedule: 0 (SSNC)

Number of Notices of Violation and Administrative Orders Issued Against Significant Industrial Users: 0 (FENF)

Number of Civil & Criminal Judicial Actions Against Significant Industrial Users: 0 (JUDI)

Number of Significant Industrial Users With Significant Violations Published: 0 (SVPU)

Number of Industrial Users From, Which Penalties Have Been Collected: 0 (IUPN)

CHAPTER 1

EXECUTIVE SUMMARY

The 2021 Annual Report summarizes the activities of the Los Angeles County Public Works (Public Works) Pretreatment Program within the City of Culver City. Public Works continues to utilize the automated, online Hazardous Materials System (HMS), which became fully operational in October 1992. HMS has the capability to track all SIUs activities including permit issuance, expiration date, self-monitoring reporting, compliance inspections, violation tracking, and correspondence tracking.

CHAPTER 2

SIGNIFICANT CHANGES

No significant changes.

CHAPTER 3

SIGNIFICANT INDUSTRIAL USERS (SIUs) INVENTORY

**TABLE 1
CITY OF WEST HOLLYWOOD
2021 ANNUAL REPORT
PERMITTEES SUBJECT TO CATEGORICAL STANDARDS
CATEGORICAL AND NON-CATEGORICAL**

CATEGORY	NUMBER INITIALLY SURVEYED	NO. KNOWN EXEMPT FROM STANDARDS	NO. UNDER CURRENT REVIEW	NO. KNOWN SUBJECT TO STANDARDS (B.M.R. SENT)
Aluminum forming - 40CFR467	0	0	0	0
Battery manufacturing - 40CFR461	0	0	0	0
Coil coating I - 40CFR431	0	0	0	0
Coil coating (canmaking) - 40CFR465	0	0	0	0
Copper forming - 40CFR468	0	0	0	0
Elec. & Elec. Components - 40CFR469	0	0	0	0
Electronic Components II - 40CFR415	0	0	0	0
Electroplating - 40CFR413	0	0	0	0
Inorganic chemicals I - 40CFR4466	0	0	0	0
Inorganic chemicals II - 40CFR430	0	0	0	0
Iron and steel - 40CFR420	0	0	0	0
Leather tanning - 40CFR425	0	0	0	0
Metal finishing - 40CFR433	0	0	0	0
Metal molding & casting - 40CFR464	0	0	0	0
Nonferrous metal forming - 40CFR471	0	0	0	0
Nonferrous metal I - 40CFR421	0	0	0	0
Nonferrous metal II - 40CFR421	0	0	0	0
Oil & Gas Extraction - 40CFR435	0	0	0	0
Ore Mining & Dressing - 40CFR440	0	0	0	0
Organic chemicals - 40CFR414	0	0	0	0
Organic chemicals - 40CFR416	0	0	0	0
Pesticides - 40CFR455	0	0	0	0
Petroleum refining - 40CFR419	0	0	0	0
Pharmaceuticals - 40CFR439	0	0	0	0
Plastics molding & forming - 40CFR463	0	0	0	0
Porcelain enameling - 40CFR466	0	0	0	0
Pulp, paper, paperboard - 40CFR431	0	0	0	0
Pulp, paper, paperboard - 40CFR423	0	0	0	0
Steam electric - 40CFR423	0	0	0	0
Textile mills - 40CFR410	0	0	0	0
Timber products - 40CFR429	0	0	0	0
Transportation Equipment Cleaning - 40CFR442	0	0	0	0
Non-Categorical	0	0	0	0

TABLE 2
CITY OF WEST HOLLYWOOD
2021 ANNUAL REPORT
BASELINE MONITORING REPORTS, PERMIT EXPIRATION DATES, REMARKS

INDUSTRIAL CATEGORY: N/A					
INDUSTRIAL USER NAME AND ADDRESS	INDUSTRIAL USER I.D. NO. (1)	PERMIT EXP. DATE(S) (2)	DATE BMR REQUESTED	DATE BMR ACCEPTED	REMARKS
N/A					N/A

- (1) Los Angeles County Public Works File
- (2) Permit expires three (3) years from the date of issuance

CHAPTER 4

SIU COMPLIANCE AND MONITORING REQUIREMENTS DATA

TABLE 3

**CITY OF WEST HOLLYWOOD
2021 ANNUAL REPORT
INDUSTRIAL USER STATUS REPORT**

PERMIT ISSUANCE DATE	INDUSTRIAL USER NAME & ADDRESS	AVERAGE DAILY FLOW (GAL/DAY)	SUBJECT TO LOCAL STDS/ NONCATEGORICAL	NOTIFIED BMR	COMPLIANCE STATUS (1)/(2)		REMARKS (3)
					QTR LOCAL	FEDERAL	
	N/A	N/A	N/A	N/A		N/A	N/A

(1) COMPLIANCE STATUS KEYS

SF - Significant Violator, Fed. Limits	CC - Consistent Compliance
SL - Significant Violator, Local Limits	# - On a Time Schedule
IF - Insignificant Violator, Fed. Limits	U - Unknown
IL - Insignificant Violator, Local Limits	NS - Not Sched. to be Sampled

2) COMPLIANCE DETERMINATION

- 1 Self-Monitoring Data Only
- 2 Public Works Sampling Data Only
- 3 Both 1 and 2
- 4 Visual Inspection Data Only
- 5 County Sanitation District Sampling Data Only
- 6 Both self-monitoring data and County Sanitation District sampling data
- 7 Both Public Works sampling data and County Sanitation District sampling data only

(3) CORRECTIVE ACTION TAKEN

- 1 Notice issued
- 2 Evaluating Proposed Revision of Treatment System
- 3 Corrections Made - Resample in Compliance
- 4 No action required

**TABLE 4
CITY OF WEST HOLLYWOOD
2021 ANNUAL REPORT
MONITORING, SAMPLING AND COMPLIANCE**

INDUSTRIAL CATEGORY:								
INDUSTRIAL USER NAME AND ADDRESS	QTR	MONITORING (1)				Sampl. by IU/POTW/ Other (2)	Compl Status (3)	REMARKS
		Sch Insp/ Sampl	Act. Insp/ Sampl	Spill/ Emerg Insp.	No. Sched Nx Yr			
N/A	1Q	0	0	0	0	0	N/A	No industrial users
	2Q	0	0	0	0	0	N/A	
	3Q	0	0	0	0	0	N/A	
	4Q	0	0	0	0	0	N/A	

(1) MONITORING HEADINGS

- Number of planned inspections and/or sampling inspections
- Actual number of inspections and/or sampling inspections
- Number of inspections in response to spills or emergencies

(3) COMPLIANCE STATUS KEYS

- SF - Significant Violator, Fed. Limits
- SL - Significant Violator, Local Limits
- IF - Insignificant Violator, Fed. Limits
- IL - Insignificant Violator, Local Limits

- CC - Consistent Compliance
- U - Unknown
- NS - Not Sched. to be Sampled

(2) COMPLIANCE DETERMINATION

- 1 Self-Monitoring Data Only
- 2 Public Works Sampling Data Only
- 3 Both 1 and 2
- 4 Visual Inspection Data Only
- 5 Both self-monitoring data and County Sanitation District sampling data
- 6 County Sanitation District Sampling Data Only
- 7 Both Public Works sampling data and County Sanitation District sampling data only

CHAPTER 5

ENFORCEMENT ACTIONS

**TABLE 5
2021 ANNUAL REPORT
ENFORCEMENT ACTIONS**

REPORTING PERIOD	JANUARY 1, 2021 TO DECEMBER 31, 2021
Notices of Violation	0
Compliance Meetings/ Show Cause Hearings	0
Consent Order	0
Cease & Desist Violations Order	0
Compliance Order	0
Warning Notice	0
Permit Suspension Order	0
Imminent Hazard Permit Suspension Order	0
Permits Revoked	0
Criminal/Civil Prosecutions	0
Number of Active Cases	0
Terminated Enforcement Actions	0

CHAPTER 6

BUDGET AND EQUIPMENT PURCHASES

Pretreatment Budget

Current Annual Reporting
Jan 1st, 2021, to Dec 31st, 2021
Cost

\$103,201.50

Previous Year Reporting
Jan 1st, 2020, to Dec 31st, 2020
Cost

\$94,963.88

CHAPTER 7

PUBLIC PARTICIPATION ACTIVITIES

Public participation activities were not presented or required since SIUs have been in consistent compliance with Environmental Protection Agency (EPA) Pretreatment Requirements. However, meetings with specific individual dischargers are conducted when necessary.

ENCLOSURE 1

DEFINITIONS

Categorical: Any industries or standards that EPA has designated as categorical in their regulations.

Non-Categorical: All significant industrial users not subject to EPA categorical standards.

Significant Industrial User (SIU): As defined in 40CFR 403.3 (t), an SIU includes but is not limited to dischargers with average flows of 25,000 gallons per day or more, and those with a reasonable potential for adversely affecting the POTW.

Compliance Status: Determined by samples and inspections taken over a period of one quarter. The categories include: Consistent Compliance, Insignificant Violation, Significant Violation Compliance, and Status Unknown.

Consistent Compliance: An IU that has had no violations or had no more than one parameter in violation if that value was less than twice the most stringent limit and within 45 days of the date of the violation (sample date), the IU has been notified of compliance status, resampled and determined in compliance with the parameter that was violated and the apparent cause of violation has been identified and corrected.

Inconsistent Compliance: An IU that has had more than one parameter in violation or any one parameter in violation that exceeded twice the most stringent limit and within 45 days of the date of the violation (sample date), the IU has been notified of compliance status, resampled to determine compliance status, but does not fall within the significant violation classification.

Significant Violation: An IU with one or more of the following: a violation, which remains uncorrected 45 days after first notification of noncompliance; a violation, which is part of a pattern of noncompliance over a twelve-month period; a violation, which involves a failure to accurately report non-compliance; or a violation, which resulted in the POTW exercising its emergency authority.

Status Unknown: Is a circumstance where samples were scheduled to be taken (per annual report) and were not; samples taken but not yet analyzed by the report due date; or where a new IU has yet to be sampled.

ENCLOSURE 2

KEY FOR INDUSTRIAL USER VIOLATION REPORT

(1) Flow Codes (unless actual flow is stated)

A: 0 - 9,999 gpd
B: 10,000 - 29,999 gpd
C: 30,000 - 49,999 gpd
D: 50,000 - 99,999 gpd E: > 100,000 gpd

(2) Compliance Status Codes

CC: Consistent Compliance
SF: Significant Violator, Federal Limits
SL: Significant Violator, Local Limits
IF: Inconsistent Compliance, Federal Limits
IL: Inconsistent Compliance, Local Limits
SB: Significant Violator, both Federal and Local limits
IB: Inconsistent Compliance, both Federal and Local limits
UK: Unknown
NS: Not Scheduled

(3) Sampled By Codes:

DPW-C: Los Angeles County Public Works composite
DPW-G: Los Angeles County Public Works grab
CSDLAC-C: County Sanitation Districts of Los Angeles County composite
CSDLAC-G: County Sanitation Districts of Los Angeles County grab
IU-C: Self monitoring composite
IU-G: Self monitoring grab
NO-SMR: No self monitoring report
OTHER: Inspection, etc.